



ES2A THRU ES2K

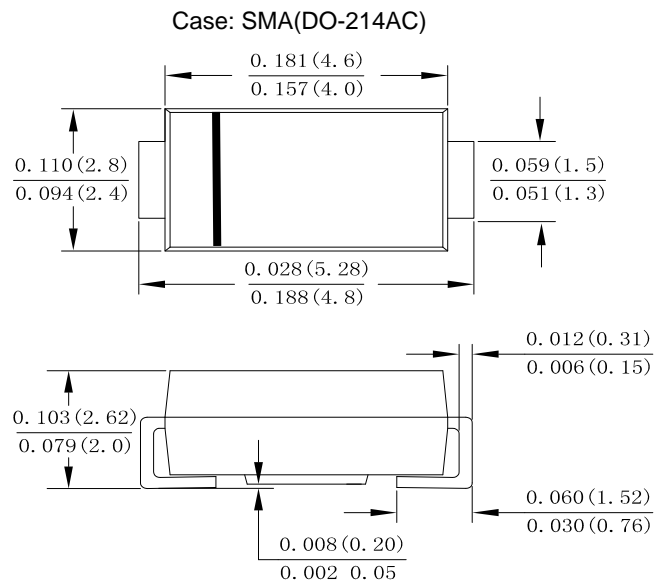
2.0AMP Surface Mount Glass Superfast Recovery Rectifier

Features

- Low Power Loss, High Efficiency
- Ideally Suited for Automatic Assembly
- Guard Ring Die Construction
- Plastic Case Material has UL Flammability Classification Rating 94V-0

Mechanical Data

- Case: Molded plastic SMA
- Terminals: Plated leads solderable per MIL-STD-750, Method 2026 guaranteed
- Polarity: Color band denotes cathode end
- Mounting Position: Any
- Making: Type Number



Dimensions in inches and (millimeters)

Maximum Ratings and Electrical Characteristics

Rating at 25°C ambient temperature unless otherwise specified
 Single phase, half wave, 60Hz, resistive or inductive load
 For capacitive load derate current by 20%

Type Number	SYMBOL	ES2A	ES2B	ES2D	ES2G	ES2J	ES2K	Unit
Maximum Recurrent Peak Reverse Voltage	V_{RRM}	50	100	200	400	600	800	V
Maximum RMS Voltage	V_{RMS}	35	70	140	280	420	560	V
Maximum DC Blocking Voltage	V_{DC}	50	100	200	400	600	800	V
Average Rectified Output Current @ $T_L = 100^\circ C$	$I_{F(AV)}$	2.0						A
Non-Repetitive Peak Forward Surge Current 8.3ms Single half sine-wave @ $T_j = 125^\circ C$ Superimposed On Rated Load (JEDEC Method)	I_{FSM}	60						A
Non-Repetitive Peak Forward Surge Current 1.0ms Single half sine-wave @ $T_j = 125^\circ C$ Superimposed On Rated Load (JEDEC Method)	I_{FSM}	48						A
Non-Repetitive Peak Forward Surge Current 10000 times of the wave surge current (time width 1ms, time interval 3s)	I_{FSM}	120						A
Rating for fusing ($t < 8.3ms$)	$I^2 t$	96						$A^2 s$
Forward Voltage @ $I_F = 2.0A$	V_{FM}	0.95		1.3		1.7		V
Peak Reverse Current @ $T_A = 25^\circ C$	I_R	5.0						uA
At Rated DC Blocking Voltage @ $T_A = 125^\circ C$		200						
Maximum Reverse Recovery Time (Note 1)	T_{rr}	35						ns
Typical Junction Capacitance (Note 2)	C_J	10						pF
Typical Thermal Resistance Junction to Ambient (Note 3)	$R_{\theta JA}$	120						$^\circ C/W$
Operating and Storage Temperature Range	T_J, T_{STG}	-55 to +150						$^\circ C$

- Note:
1. Reverse Recovery Test Conditions: $I_F = 0.5A, I_R = 1.0A, I_{RR} = 0.25A$.
 2. Measured at 1.0 MHz and Applied reverse Voltage of 4.0V D.C
 3. Device mounted on FR-4 substrate, 1" x 1", 2oz, single-sided, PC boards with 0.1" x 0.15" copper pad.



ES2A THRU ES2K

2.0AMP Surface Mount Glass Superfast Recovery Rectifier

FIG.1 MAXIMUM AVERAGE FORWARD CURRENT DERATING

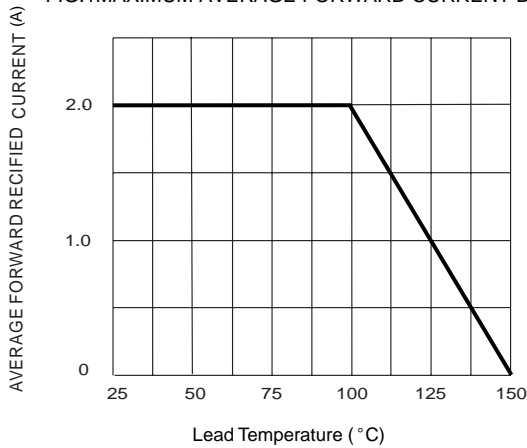


FIG.2 TYPICAL FORWARD CHARACTERISTICS

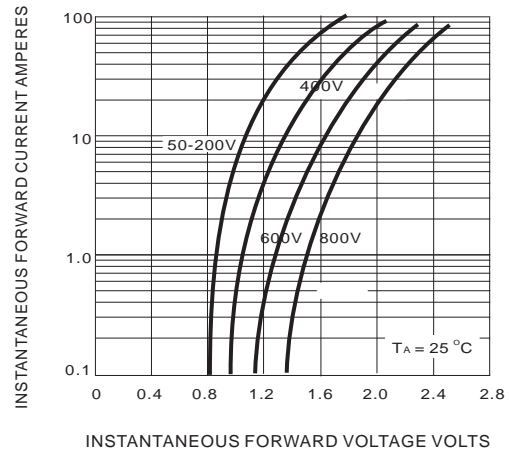


FIG.3 MAXIMUM NON-REPEITIVE SURGE CURRENT

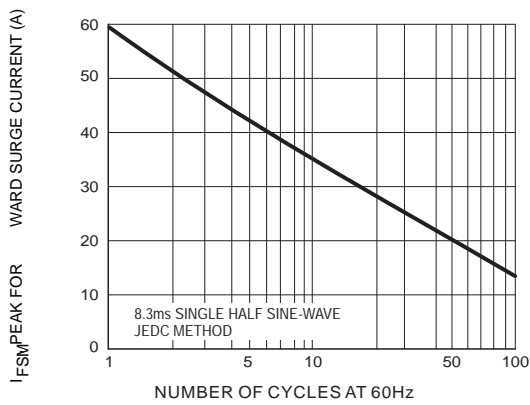


FIG.4 TYPICAL JUNCTION CAPACITANCE

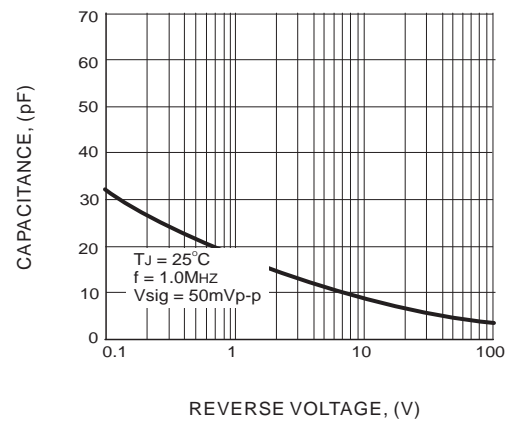
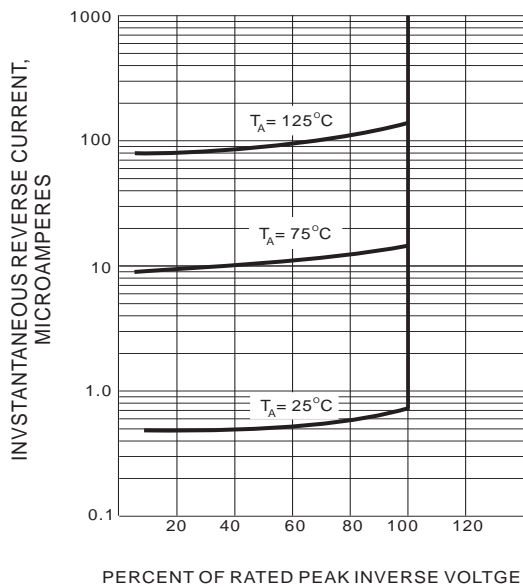
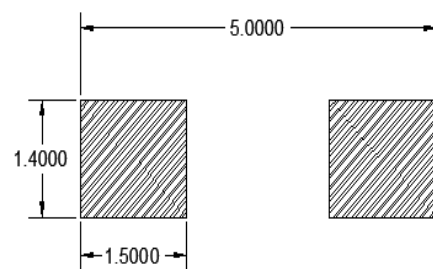


FIG.5 TYPICAL REVERSE CHARACTERISTICS



SMA PAD LAYOUT





Important Notice and Disclaimer

- Reproducing and modifying information of the document is prohibited without permission from XINNUO
- XINNUO reserves the right to make changes to this document and its products and specifications
- XINNUO disclaims any and all liability arising out of the application or use of any product including damages incidentally and consequentially occurred.
- XINNUO does not assume any and all implied warranties, including warranties of fitness for particular purpose, non-infringement and merchantability.
- Applications shown on the here in document are examples of standard use and operation. Customers are responsible in comprehending the suitable use in particular applications.
XINNUO makes no representation or warranty that such applications will be suitable for the specified use without further testing or modification.
- The products shown here in are not designed and authorized for equipments requiring high level of reliability or relating to human life and for any applications concerning life-saving or life-sustaining, such as medical instruments, transportation equipment, aerospace machinery et cetera. Customers using or selling these products for use in such applications do so at their own risk and agree to fully indemnify XINNUO for any damages resulting from such improper use or sale.
- Since XINNUO uses lot number as the tracking base, please provide the lot number for tracking when complaining.

X-ON Electronics

Largest Supplier of Electrical and Electronic Components

Click to view similar products for [Rectifiers](#) category:

Click to view products by [DIYI](#) manufacturer:

Other Similar products are found below :

[70HFR40](#) [FR105 R0](#) [RL252-TP](#) [DLA11C-TR-E](#) [DSA17G](#) [1N5397](#) [JANTX1N5634A](#) [1N4002G](#) [1N4005-TR](#) [JANS1N6640US](#) [481235F](#)
[RRE02VS6SGTR](#) [067907F](#) [MS306](#) [US2JFL-TP](#) [A1N5404G-G](#) [CRS04\(T5L,TEMQ\)](#) [CRS12\(T5L,TEMQ\)](#) [ACGRB207-HF](#)
[CLH07\(TE16L,Q\)](#) [CLH03\(TE16L,Q\)](#) [UES1302](#) [ACGRC307-HF](#) [ACEFC304-HF](#) [DZ-1380](#) [NTE6356](#) [NTE6359](#) [JAN1N5555](#) [85HFR60](#)
[40HFR60](#) [70HF120](#) [85HFR80](#) [D126A45C](#) [SCF7500](#) [SCHJ22.5K](#) [SM100](#) [SCPA2](#) [SDHD5K](#) [ACGRA4001-HF](#) [D1821SH45T PR](#)
[D1251S45T](#) [NTE6358](#) [NTE5850](#) [NTE5819](#) [NTE5837](#) [NTE5892](#) [NTE5900](#) [NTE5911](#) [NTE5915](#) [NTE5921](#)