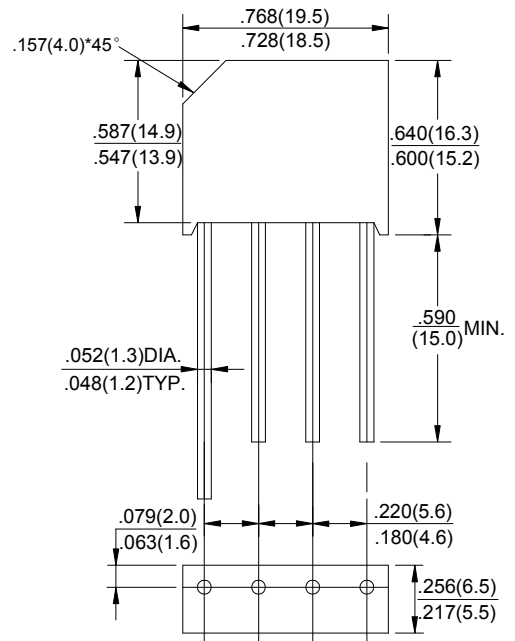


FEATURES

- Surge overload rating -80 Amperes peak
- Ideal for printed circuit board
- Plastic material has UL flammability classification 94V-0
- Mounting position :Any



Dimensions in inches and (millimeters)

MAXIMUM RATINGS AND ELECTRICAL CHARACTERISTICS

Rating at 25°C ambient temperature unless otherwise specified.

Single phase, half wave ,60Hz, resistive or inductive load.

For capacitive load, derate current by 20%

Package: KBL

CHARACTERISTICS	SYMBOL	KBL	KBL	KBL	KBL	KBL	KBL	UNIT
		401	402	404	406	408	410	
Maximum Recurrent Peak Reverse Voltage	VRRM	100	200	400	600	800	1000	V
Maximum RMS Bridge Input Voltage	VRMS	70	140	280	420	560	700	V
Maximum DC Blocking Voltage	V _{DC}	100	200	400	600	800	1000	V
Maximum Average Forward Output Current at 50°C T _A (Note1)	I <sub(av)< sub=""></sub(av)<>	4.0						A
Peak Forward Surge Current 8.3ms Single Half Sine-Wave Super Imposed on Rated Load	I _{FSM}	80						A
Maximum Forward Voltage Drop Per Element at @I _F =2A @I _F =4A	V _F	1.0 1.1						V
Maximum DC Reverse Current at Rated DC Blocking Voltage	I _R	10.0						uA
Typical thermal resistance	R _{θJA} R _{θJL}	2.4 19						°C/W
Maximum Reverse Current at Rated DC Blocking Voltage and 125°C T _A	I _R	0.5						mA
Operating Temperature Range T _J	T _J	-55 to +150						°C
Storage Temperature Range T _A	T _{STG}	-55 to +150						°C

NOTES: 1. Mounting conditions ,0.5 lead length maximum.

RATING AND CHARACTERISTIC CURVES

Fig.1-Maximum Peak Forward Surge Current (per leg)

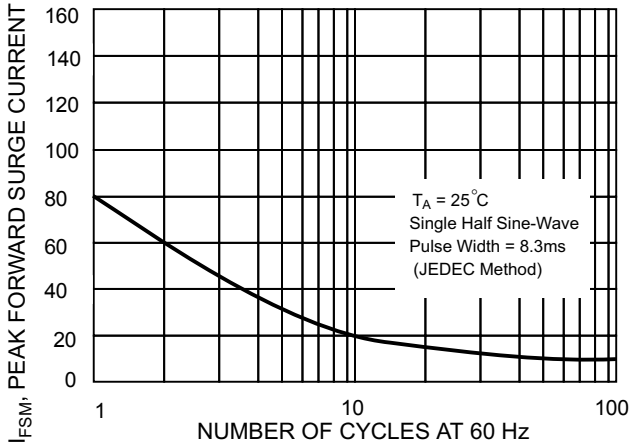


FIG.2-DERATING CURVE
OUTPUT RECTIFIED CURRENT

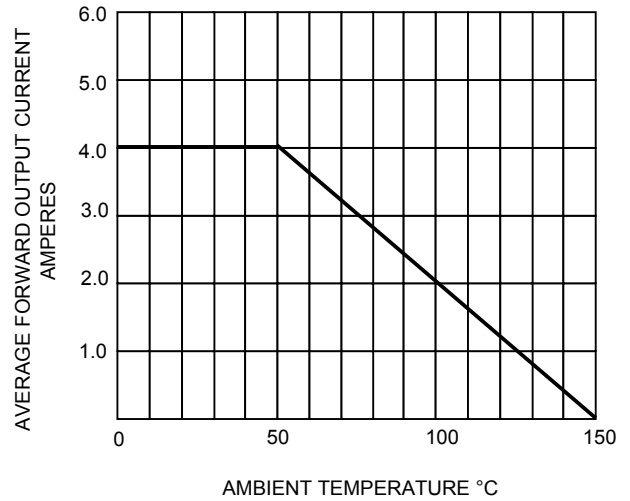


Fig. 3 Typical Forward Characteristics (per leg)

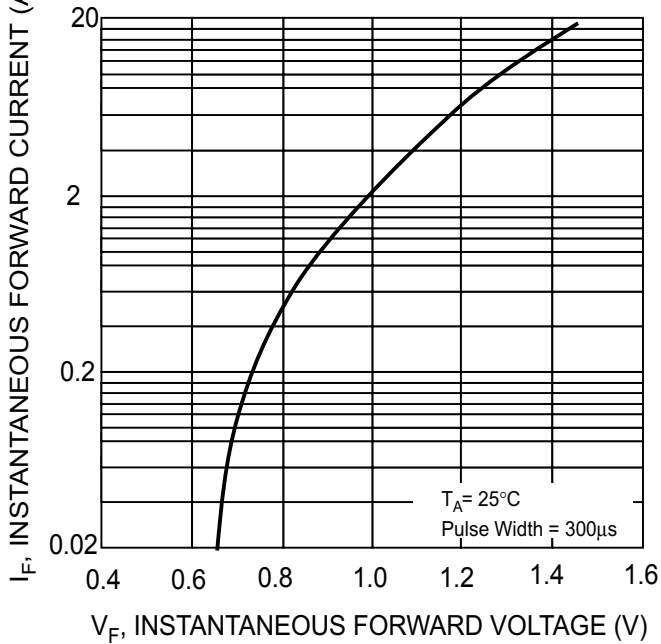
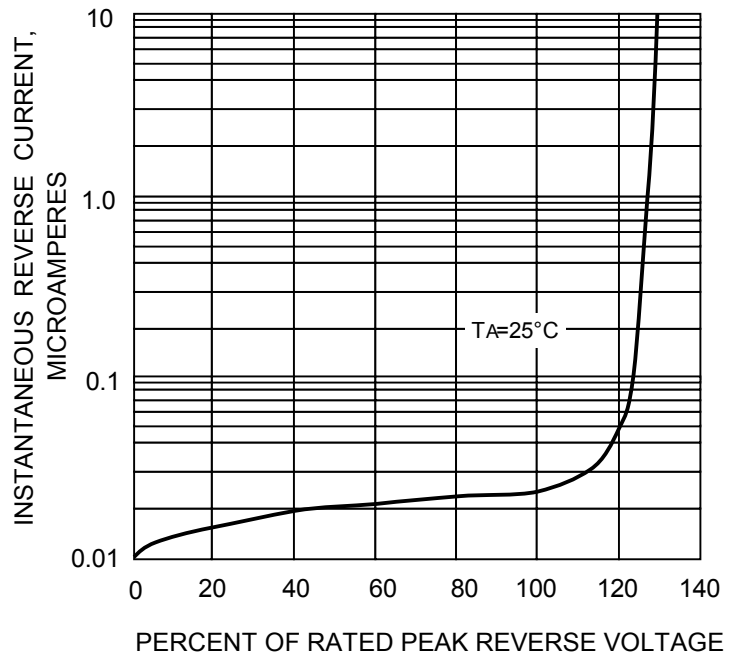


Fig. 4 Typical Junction Capacitance



X-ON Electronics

Largest Supplier of Electrical and Electronic Components

Click to view similar products for [Bridge Rectifiers](#) category:

Click to view products by [DIYI](#) manufacturer:

Other Similar products are found below :

[G3SBA60-E351](#) [GBJ1504-BP](#) [GBU10B-BP](#) [GBU15J-BP](#) [GBU15K-BP](#) [GBU4A-BP](#) [GBU4D-BP](#) [GBU6B-E3/45](#) [GSIB680-E3/45](#) [DB101-BP](#) [DF10SA-E345](#) [RMB2S](#) [RCG](#) [APT30DF100HJ](#) [APT60DF20HJ](#) [B2S-E3/80](#) [BU1506-E351](#) [BU15085S-E345](#) [BU1508-E3/45](#) [BU1510-E3/45](#) [RS404GL-BP](#) [RS405GL-BP](#) [G3SBA20-E3/51](#) [G5SBA20-E3/51](#) [G5SBA60-E3/51](#) [GBJ1502-BP](#) [GBL02-E351](#) [GBL10-E3/45](#) [GBU10J-BP](#) [GBU4J-BP](#) [GBU4K-BP](#) [GBU8B-E3/45](#) [GBU8D-BP](#) [GBU8J-BP](#) [GSIB1520-E3/45](#) [MB1510](#) [MB352W](#) [MB6M-G](#) [B2M-E345](#) [B40C7000A](#) [B500C7000A](#) [MP5010W-BP](#) [MP501W-BP](#) [MP502-BP](#) [BR1005-BP](#) [BR101-BP](#) [BU1006-E345](#) [BU12065S-E3/45](#) [BU1508-E3/51](#) [BU2006-E3/45](#) [BU2008-E345](#)