



RL201GU THRU RL207GU

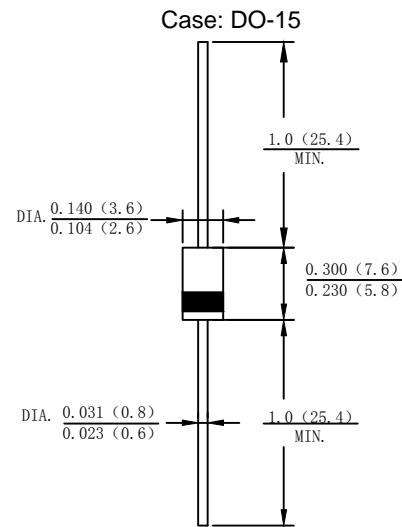
2.0 AMP. Glass Passivated Rectifiers

Features

- Low forward voltage drop
- High current capability
- High reliability
- High surge current capability
- Plastic material-UL flammability 94V-0

Mechanical Data

- Case: Molded plastic DO-15
- Terminals: Plated leads solderable per MIL-STD-202, Method 208 guaranteed
- Polarity: Color band denotes cathode end
- Mounting Position: Any
- Making: Type Number
- Lead Free: For Rohs/Lead Free Version



Dimensions in inches and (millimeters)

Maximum Ratings and Electrical Characteristics

Rating at 25°C ambient temperature unless otherwise specified
 Single phase, half wave, 60Hz, resistive or inductive load
 For capacitive load derate current by 20%

Type Number	SYMBOL	RL201 GU	RL202 GU	RL203 GU	RL204 GU	RL205 GU	RL206 GU	RL207 GU	Unit
Maximum Recurrent Peak Reverse Voltage	V_{RRM}	50	100	200	400	600	800	1000	V
Maximum RMS Voltage	V_{RMS}	35	70	140	280	420	560	700	V
Maximum DC Blocking Voltage	V_{DC}	50	100	200	400	600	800	1000	V
Average Rectified Output Current @ $T_L = 100^\circ\text{C}$	$I_{F(AV)}$	2.0							A
Non-Repetitive Peak Forward Surge Current 8.3ms Single half sine-wave @ $T_j = 125^\circ\text{C}$ Superimposed On Rated Load (JEDEC Method)	I_{FSM}	60 48							A
Non-Repetitive Peak Forward Surge Current 1.0ms Single half sine-wave @ $T_j = 125^\circ\text{C}$ Superimposed On Rated Load (JEDEC Method)	I_{FSM}	120 96							A
10000 times of the wave surge current (time width 1ms, time interval 3s)	I_{FSM}	45							A
I^2t Rating for Fusing ($t < 8.3\text{ms}$)	I^2t	14.94							A^2s
Forward Voltage @ $I_F = 2.0\text{A}$ @ $T_A = 25^\circ\text{C}$	V_{FM}	1.0							V
Peak Reverse Current @ $T_A = 25^\circ\text{C}$	I_R	5.0							uA
At Rated DC Blocking Voltage @ $T_A = 125^\circ\text{C}$		100							
Typical Junction Capacitance (Note 1)	C_J	6							pF
Typical Thermal Resistance Junction to Ambient	$R_{\theta JL}$	12							$^\circ\text{C/W}$
	$R_{\theta JA}$	66							
Operating and Storage Temperature Range	T_J, T_{STG}	-55 to +150							$^\circ\text{C}$

Note: 1. Measured at 1.0 MHz and Applied reverse Voltage of 4.0V D.C



RL201GU(H) THRU RL207GU(H)

2.0 AMP. Glass Passivated Rectifiers

Fig. 1 Forward Current Derating Curve

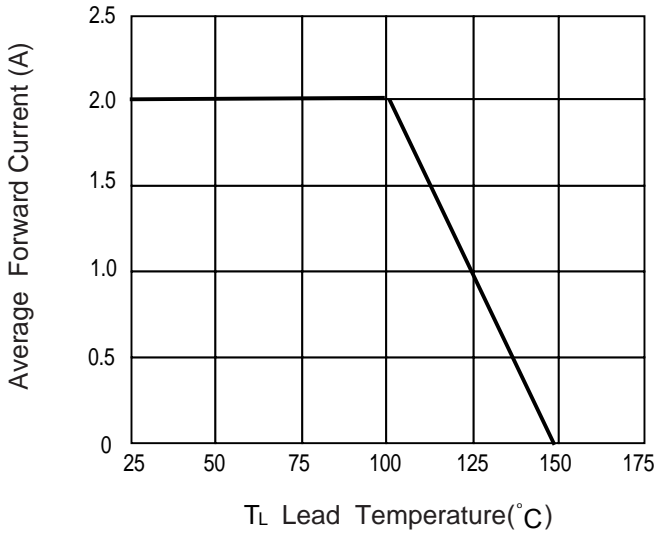


Fig. 2 Typ. Forward Characteristics

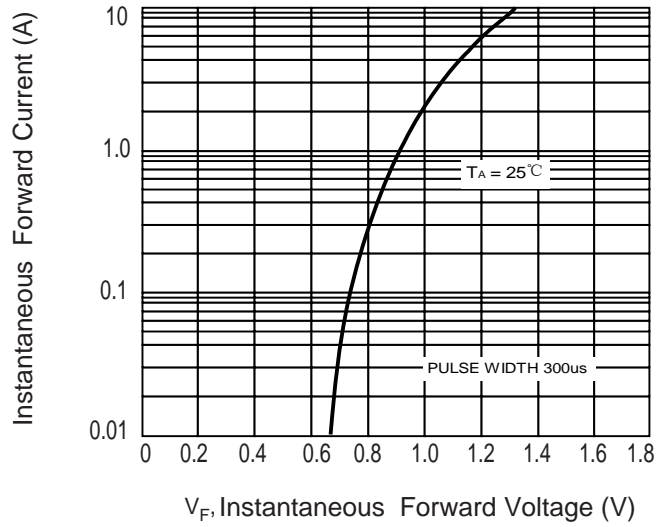


Fig. 3 Max Non-Repetitive Peak Fwd Surge Current

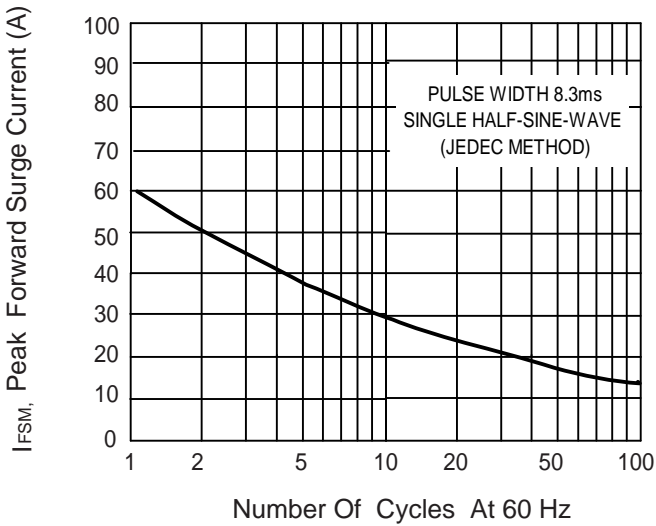


Fig.4 Typical Reverse Characteristics (per element)

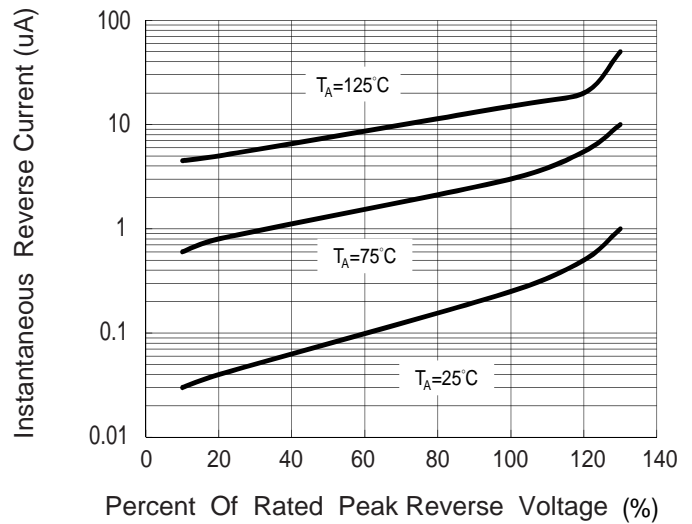
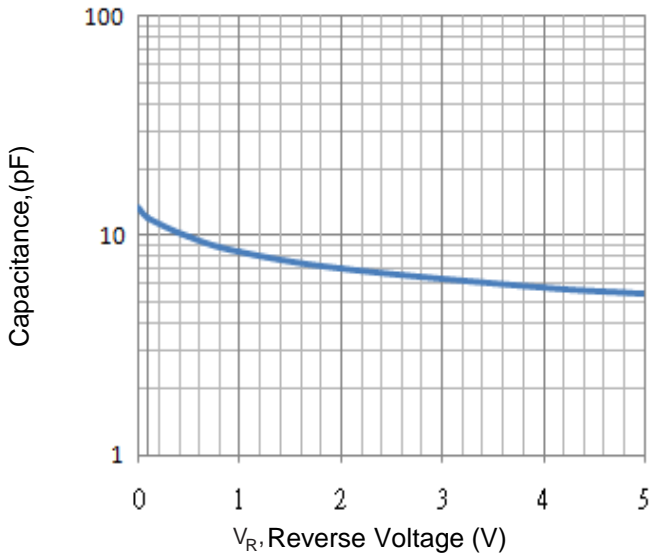


Fig.4 Typical Junction Capacitance





Important Notice and Disclaimer

- Reproducing and modifying information of the document is prohibited without permission from XINNUO
- XINNUO reserves the right to make changes to this document and its products and specifications
- XINNUO disclaims any and all liability arising out of the application or use of any product including damages incidentally and consequentially occurred.
- XINNUO does not assume any and all implied warranties, including warranties of fitness for particular purpose, non-infringement and merchantability.
- Applications shown on the here in document are examples of standard use and operation. Customers are responsible in comprehending the suitable use in particular applications.
XINNUO makes no representation or warranty that such applications will be suitable for the specified use without further testing or modification.
- The products shown here in are not designed and authorized for equipments requiring high level of reliability or relating to human life and for any applications concerning life-saving or life-sustaining, such as medical instruments, transportation equipment, aerospace machinery et cetera. Customers using or selling these products for use in such applications do so at their own risk and agree to fully indemnify XINNUO for any damages resulting from such improper use or sale.
- Since XINNUO uses lot number as the tracking base, please provide the lot number for tracking when complaining.

X-ON Electronics

Largest Supplier of Electrical and Electronic Components

Click to view similar products for [Diodes - General Purpose, Power, Switching category](#):

Click to view products by [DIYI manufacturer](#):

Other Similar products are found below :

[MMBD3004S-13-F](#) [1N3611](#) [NTE156A](#) [NTE6244](#) [1SS400CST2RA](#) [SDAA13](#) [SHN2D02FUTW1T1G](#) [1N4449](#) [1N456A](#) [1N914BTR](#)
[D291S45T](#) [BAS 16-02L E6327](#) [BAS 16-02V H6327](#) [BAS 21U E6327](#) [BAS 28 E6327](#) [BAW56DWQ-7-F](#) [BAW75-TAP](#) [MM230L-CAA](#)
[IDW40E65D1](#) [JAN1N3600](#) [JAN1N4454UR-1](#) [SMMSD4148T3G](#) [BYW95B/A52A](#) [NSVDAN222T1G](#) [CDSZC01100-HF](#) [BAV70HDW-7](#)
[BAS28-7](#) [JANTX1N6640](#) [BAW56HDW-13](#) [BAS28 TR](#) [VS-HFA04SD60STR-M3](#) [1SS388-TP](#) [BAV99TQ-13-F](#) [BAV99HDW-13](#) [1N4004](#)
[MMDB30-E28X](#) [LS4148](#) [IDV15E65D2](#) [W0503RH200S0L](#) [W0503SH200S0L](#) [M0268SJ200NLF](#) [M0268RJ200NLF](#) [S3MBF](#) [US1J](#)
[DAN217U-TP](#) [SHV-06JNS-Q](#) [IDW30C65D1](#) [IDW80C65D1](#) [VS-HFA30TA60CSR-M3](#) [M1MA152WAT1](#)