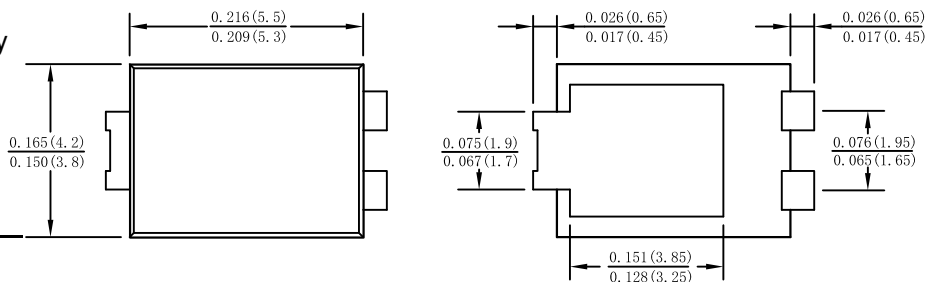




### Features

- Schottky Barrier Chip
- High Thermal Reliability
- Patented Super Barrier Rectifier Technology
- High Forward Surge Capability
- Ultra Low Power Loss, High Efficiency
- Excellent High Temperature Stability
- Plastic material-UL flammability 94V-0

Case: TO-277B



### Mechanical Data

- Case: TO-277B, molded plastic
- Terminals: Plated Leads Solderable per MIL-STD-202, Method 208
- Meet MSL level 1, per J-STD-020, LF Maximum peak of 260 °C
- Polarity: Cathode Band
- Mounting Position: Any
- Marking: Type Number
- Lead Free: For RoHS/Lead Free Version

dimensions in inches and (millimeters)

### Maximum Ratings and Electrical Characteristics @ $T_A = 25^\circ\text{C}$ unless otherwise specified

Single Phase, half wave, 60Hz, resistive or inductive load. For capacitive load, derate current by 20%.

| Parameter  | Symbol                             | SB1545L                              |                                | Unit               |
|--|------------------------------------|--------------------------------------|--------------------------------|--------------------|
| Peak Repetitive Reverse Voltage  | $V_{RRM}$                          |                                      |                                | V                  |
| Working Peak Reverse Voltage   | $V_{RWM}$                          | 45                                   |                                |                    |
| DC blocking voltage  | $V_{DC}$                           |                                      |                                |                    |
| RMS Rectified Voltage  | $V_{R(RMS)}$                       | 32                                   |                                | V                  |
| Average Rectified Output Current (Note1)   | $I_F(AV)$                          | 15.0                                 |                                | A                  |
| Non-Repetitive Peak Forward Surge 8.3ms Single Half Sine-Wave Superimposed on rated load (JEDEC Method) (Note2)  | $I_{FSM}$                          | 250                                  |                                | A                  |
| $I^2t$ Rating for Fusing ( $t < 8.3ms$ )   | $I^2t$                             | 259.375                              |                                | $A^2s$             |
| Forward Voltage Drop<br>$T_A = 25^\circ\text{C}$ @ $I_F = 1A$<br>$T_A = 25^\circ\text{C}$ @ $I_F = 5A$<br>$T_A = 25^\circ\text{C}$ @ $I_F = 10A$<br>$T_A = 25^\circ\text{C}$ @ $I_F = 15A$ | $V_{FM}$                           | Typ.<br>0.29<br>0.37<br>0.42<br>0.47 | Max.<br>-<br>-<br>0.47<br>0.52 | V                  |
| Peak Reverse Current<br>At Rated DC Blocking Voltage<br>$T_A = 25^\circ\text{C}$<br>$T_A = 100^\circ\text{C}$  | $I_R$                              | 0.3<br>15                            |                                | mA                 |
| Typical Thermal Resistance<br>Junction to Ambient  | $R_{\theta JA}$<br>$R_{\theta JL}$ | 110<br>3.5                           |                                | $^\circ\text{C/W}$ |
| Operating junction temperature range   | $T_J$                              | -55 to +150                          |                                | $^\circ\text{C}$   |
| storage temperature range  | $T_{STG}$                          | -55 to +150                          |                                | $^\circ\text{C}$   |

Note: 1. Valid Provided that are kept at ambient temperature at a distance of 9.5mm from the case.

2. Fr-4pcb. 2oz. Copper, minimum recommend pad layout .18.8mm×14.4. Anode pad dimensions 5.6mm×14.4mm.



Fig.1 - Forward Current Derating Curve

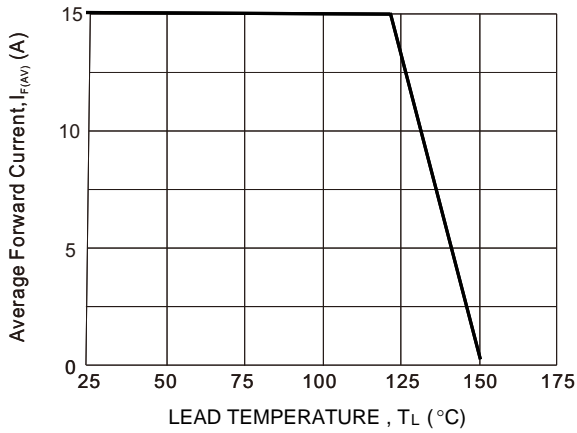


Fig. 2 Typical Forward Characteristics (per leg)

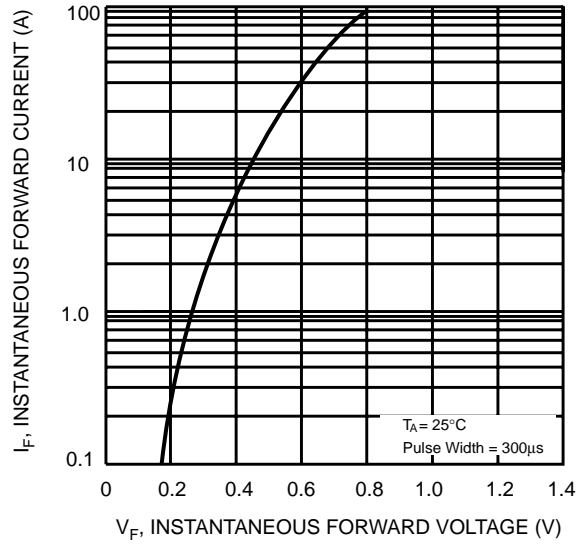


Fig. 3 Maximum Peak Forward Surge Current (per leg)

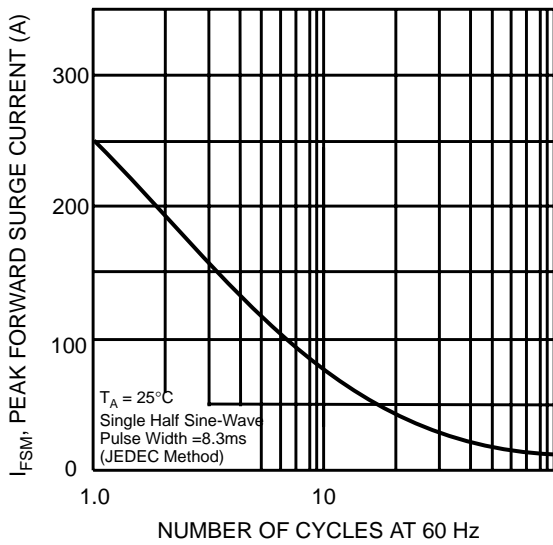


Fig4: Typical Reverse Characteristics

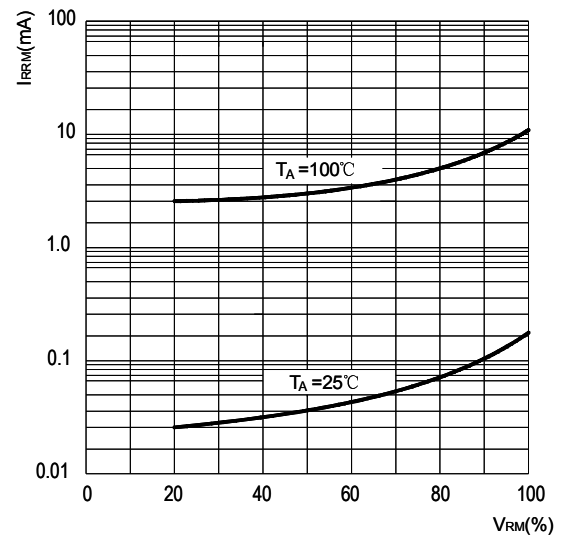
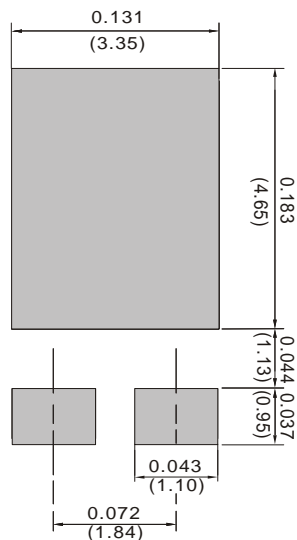


FIG.5 MOUNTING PAD LAYOUT





### Important Notice and Disclaimer

- Reproducing and modifying information of the document is prohibited without permission from XINNUO
- XINNUO reserves the right to make changes to this document and its products and specifications
- XINNUO disclaims any and all liability arising out of the application or use of any product including damages incidentally and consequentially occurred.
- XINNUO does not assume any and all implied warranties, including warranties of fitness for particular purpose, non-infringement and merchantability.
- Applications shown on the here in document are examples of standard use and operation. Customers are responsible in comprehending the suitable use in particular applications.  
XINNUO makes no representation or warranty that such applications will be suitable for the specified use without further testing or modification.
- The products shown here in are not designed and authorized for equipments requiring high level of reliability or relating to human life and for any applications concerning life-saving or life-sustaining, such as medical instruments, transportation equipment, aerospace machinery et cetera. Customers using or selling these products for use in such applications do so at their own risk and agree to fully indemnify XINNUO for any damages resulting from such improper use or sale.
- Since XINNUO uses lot number as the tracking base, please provide the lot number for tracking when complaining.

## X-ON Electronics

Largest Supplier of Electrical and Electronic Components

*Click to view similar products for [Schottky Diodes & Rectifiers](#) category:*

*Click to view products by [DIYI manufacturer](#):*

Other Similar products are found below :

[MA4E2039](#) [MA4E2508M-1112](#) [MBR0530L-TP](#) [MBR10100CT-BP](#) [MBR1545CT](#) [MMBD301M3T5G](#) [RB160M-50TR](#)  
[BAS16E6433HTMA1](#) [BAS 3010S-02LRH E6327](#) [BAT 54-02LRH E6327](#) [IDL02G65C5XUMA1](#) [NSR05F40QNXT5G](#) [NSVR05F40NXT5G](#)  
[NTE555](#) [JANS1N6640](#) [SB07-03C-TB-H](#) [SK310-T](#) [SK33A-TP](#) [SK34B-TP](#) [SS3003CH-TL-E](#) [PDS3100Q-7](#) [GA01SHT18](#)  
[CRS10I30A\(TE85L,QM](#) [MA4E2501L-1290](#) [MBRB30H30CT-1G](#) [JANTX1N5712-1](#) [SB007-03C-TB-E](#) [SK33B-TP](#) [SK35A-TP](#) [SK38B-LTP](#)  
[NTE505](#) [NTSB30U100CT-1G](#) [VS-6CWQ10FNHM3](#) [CRG04\(T5L,TEMQ\)](#) [ACDBA1100LR-HF](#) [ACDBA1200-HF](#) [ACDBA240-HF](#)  
[ACDBA3100-HF](#) [CDBQC0530L-HF](#) [ACDBA260LR-HF](#) [ACDBA1100-HF](#) [MA4E2502L-1246](#) [10BQ015-M3/5BT](#) [10BQ060-M3/5BT](#)  
[NRVB130LSFT1G](#) [CRS08TE85LQM](#) [PMAD1108-LF](#) [B120Q-13-F](#) [1N5819T-G](#) [B0530WSQ-7-F](#)