



SK22U THRU SK225U

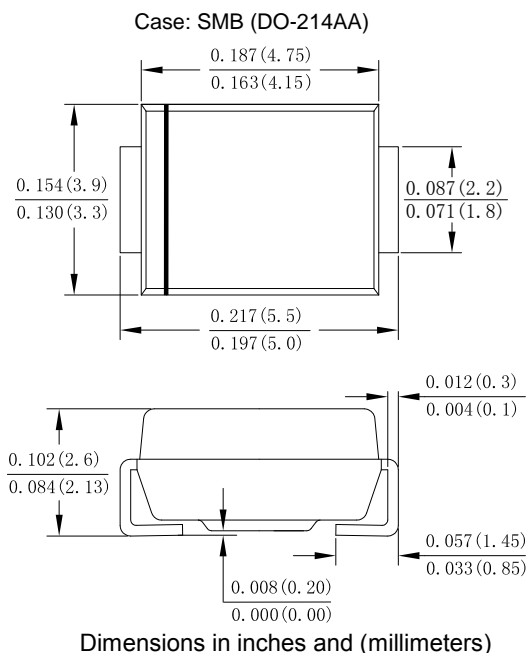
2.0 AMP Surface Mount Schottky Barrier Rectifiers

Features

- Schottky Barrier Chip
- Low Power Loss, High Efficiency
- Ideally Suited for Automatic Assembly
- Plastic Case Material has UL Flammability Classification Rating 94V-0

Mechanical Data

- Case: Molded plastic SMB
- Terminals: Plated leads solderable per MIL-STD-750, Method 2026 guaranteed
- Polarity: Color band denotes cathode end
- Mounting Position: Any
- Making: Type Number



Maximum Ratings and Electrical Characteristics

Rating at 25°C ambient temperature unless otherwise specified

Single phase, half wave, 60Hz, resistive or inductive load

For capacitive load derate current by 20%

| Type Number | SYMBOL | SK 22U | SK 23U | SK 24U | SK 245U | SK 25U | SK 26U | SK 28U | SK 210U | SK 215U | SK 220U | SK 225U | Unit | |
|--|-----------------|-------------|--------|--------|---------|--------|--------|--------|---------|---------|---------|---------|------------------|----|
| Maximum Recurrent Peak Reverse Voltage | V_{RRM} | 20 | 30 | 40 | 45 | 50 | 60 | 80 | 100 | 150 | 200 | 250 | V | |
| Maximum RMS Voltage | V_{RMS} | 14 | 21 | 28 | 31 | 35 | 42 | 56 | 70 | 105 | 140 | 175 | V | |
| Maximum DC Blocking Voltage | V_{DC} | 20 | 30 | 40 | 45 | 50 | 60 | 80 | 100 | 150 | 200 | 250 | V | |
| Average Rectified Output Current @ $T_L = 100^\circ C$ | $I_{F(AV)}$ | 2.0 | | | | | | | | | | | A | |
| Peak Forward Surge Current 8.3ms Single half sine-wave superimposed on rated load (JEDEC Method) | I_{FSM} | 60 | | | | | | | | | | | A | |
| Forward Voltage @ $I_F = 2.0A$ (Note 1) | V_{FM} | 0.5 | | | 0.67 | | 0.8 | | 0.90 | | 0.92 | | V | |
| Peak Reverse Current @ $T_A = 25^\circ C$ | I_R | 0.1 | | | | | | 0.05 | | | | | | mA |
| At Rated DC Blocking Voltage @ $T_A = 100^\circ C$ | | 10 | | | | | | 5 | | | | | | mA |
| I^2t Rating for fusing ($t < 8.3ms$) | I^2t | 14.94 | | | | | | | | | | | A ² s | |
| Typical Junction Capacitance (Note 2) | C_J | 100 | | | | | | 50 | | | | | | pF |
| Typical Thermal Resistance | $R_{\theta JA}$ | 85 | | | | | | | | | | | $^\circ C/W$ | |
| Operating Temperature Range | T_J | -55 to +150 | | | | | | | | | | | $^\circ C$ | |
| Storage Temperature Range | T_{STG} | -55 to +150 | | | | | | | | | | | $^\circ C$ | |

Note: 1. Pulse Test with PW=300usec, 1% Duty Cycle.

2. Measured at 1.0 MHz and Applied reverse Voltage of 4.0V D.C



SK22U THRU SK225U

2.0 AMP Surface Mount Schottky Barrier Rectifiers

Fig. 1 Forward Current Derating Curve

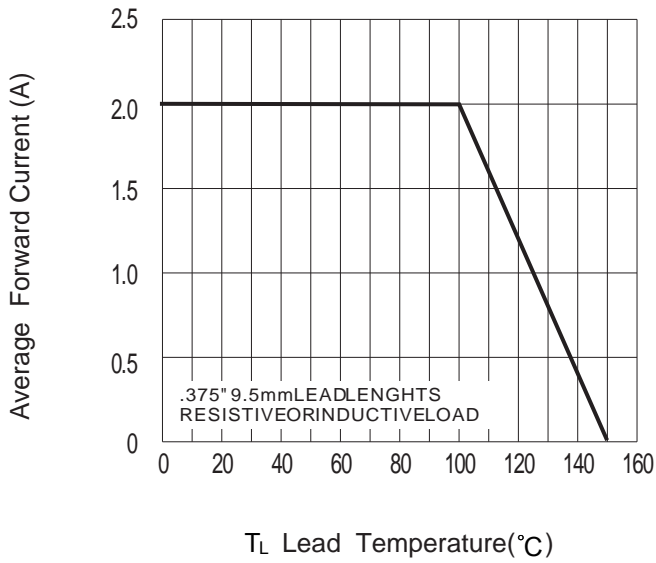


Fig. 2 Typ. Forward Characteristics

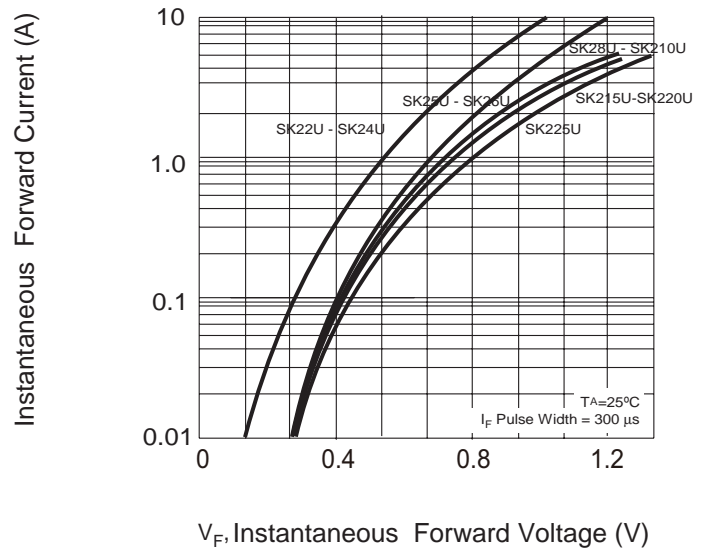


Fig. 3 Max Non-Repetitive Peak Fwd Surge Current

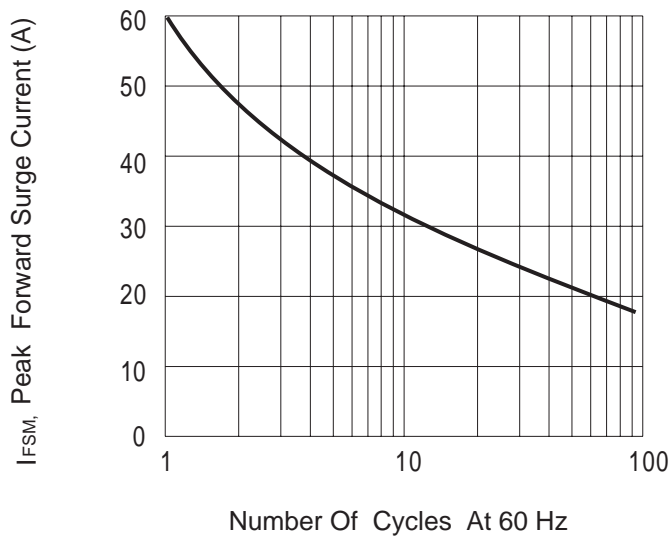


Fig. 4 Typical Reverse Characteristics

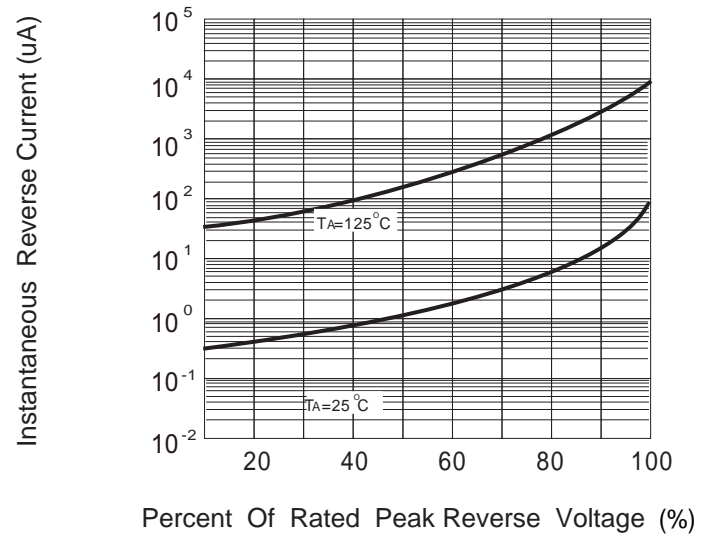
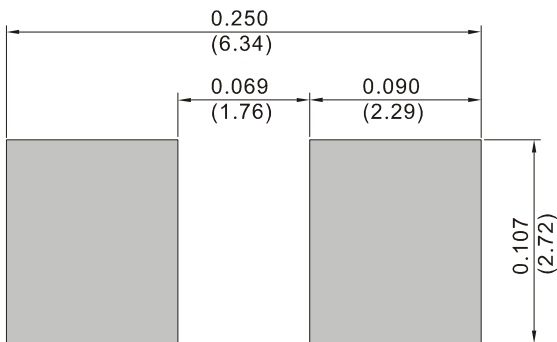


Fig. 5 Mounting PAD Layout





Important Notice and Disclaimer

- Reproducing and modifying information of the document is prohibited without permission from XINNUO
- XINNUO reserves the right to make changes to this document and its products and specifications
- XINNUO disclaims any and all liability arising out of the application or use of any product including damages incidentally and consequentially occurred.
- XINNUO does not assume any and all implied warranties, including warranties of fitness for particular purpose, non-infringement and merchantability.
- Applications shown on the here in document are examples of standard use and operation. Customers are responsible in comprehending the suitable use in particular applications.
XINNUO makes no representation or warranty that such applications will be suitable for the specified use without further testing or modification.
- The products shown here in are not designed and authorized for equipments requiring high level of reliability or relating to human life and for any applications concerning life-saving or life-sustaining, such as medical instruments, transportation equipment, aerospace machinery et cetera. Customers using or selling these products for use in such applications do so at their own risk and agree to fully indemnify XINNUO for any damages resulting from such improper use or sale.
- Since XINNUO uses lot number as the tracking base, please provide the lot number for tracking when complaining.

X-ON Electronics

Largest Supplier of Electrical and Electronic Components

Click to view similar products for [Schottky Diodes & Rectifiers](#) category:

Click to view products by [DIYI](#) manufacturer:

Other Similar products are found below :

[MA4E2039](#) [MMBD301M3T5G](#) [RB160M-50TR](#) [D83C](#) [BAS16E6433HTMA1](#) [BAS 3010S-02LRH E6327](#) [BAT 54-02LRH E6327](#)
[NRVBAF360T3G](#) [NSR05F40QNXT5G](#) [NTE555](#) [JANS1N6640](#) [SS3003CH-TL-E](#) [GA01SHT18](#) [CRS10I30A\(TE85L,QM](#) [MBRA140TRPBF](#)
[MBRB30H30CT-1G](#) [BAT 15-04R E6152](#) [JANTX1N5712-1](#) [DMJ3940-000](#) [SB007-03C-TB-E](#) [NRVBB20100CTT4G](#) [NRVBM120LT1G](#)
[NTSB30U100CT-1G](#) [CRG04\(T5L,TEMQ\)](#) [ACDBA1100LR-HF](#) [ACDBA1200-HF](#) [ACDBA240-HF](#) [ACDBA3100-HF](#) [CDBQC0530L-HF](#)
[ACDBA260LR-HF](#) [ACDBA1100-HF](#) [10BQ015-M3/5BT](#) [NRVBM120ET1G](#) [SDM8M100P5-13](#) [VSSB410S-M3/5BT](#) [1N5819T-G](#)
[PDS1040Q-13](#) [B160BQ-13-F](#) [SDM05U20CSP-7](#) [BAS 70-07 E6433](#) [B140S1F-7](#) [HSM560Je3/TR13](#) [DDB2265-000](#) [ZHCS506QTA](#)
[HSM190Je3/TR13](#) [B330AF-13](#) [ACDBUC0230-HF](#) [SDM1U100S1F-7](#) [MBR10200CTF-G1](#) [CDLL5712](#)