

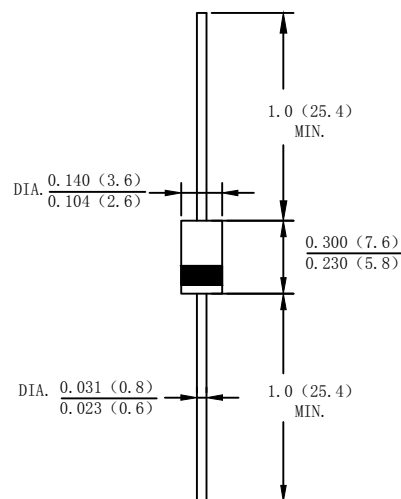
Features

- Low forward voltage drop
- High current capability
- High reliability
- High surge current capability
- Plastic material-UL flammability 94V-0

Mechanical Data

- Case: Molded plastic DO-15
- Terminals: Plated leads solderable per MIL-STD-202, Method 208 guaranteed
- Polarity: Color band denotes cathode end
- Mounting Position: Any

DO-15



Dimensions in inches and (millimeters)

Maximum Ratings and Electrical Characteristics

Rating at 25°C ambient temperature unless otherwise specified
 Single phase, half wave, 60Hz, resistive or inductive load
 For capacitive load derate current by 20%

Type Number	SYMBOL	SR 220U	SR 230U	SR 240U	SR 245U	SR 250U	SR 260U	SR 280U	SR 2100U	SR 2150U	SR 2200U	SR 2250U	Unit	
Maximum Recurrent Peak Reverse Voltage	V_{RRM}	20	30	40	45	50	60	80	100	150	200	250	V	
Maximum RMS Voltage	V_{RMS}	14	21	26	31.5	35	42	56	70	105	140	175	V	
Maximum DC Blocking Voltage	V_{DC}	20	30	40	45	50	60	80	100	150	200	250	V	
Average Rectified Output Current (Note 1) @ $T_L=120^\circ\text{C}$	$I_{F(AV)}$	2.0											A	
Non-Repetitive Peak Forward Surge Current 8.3ms Single half sine-wave @ $T_j=125^\circ\text{C}$ Superimposed On Rated Load (JEDEC Method)	I_{FSM}	70							56					A
Non-Repetitive Peak Forward Surge Current 1.0ms Single half sine-wave @ $T_j=125^\circ\text{C}$ Superimposed On Rated Load (JEDEC Method)	I_{FSM}	140							112					A
10000 times of the wave surge current (time width 1ms, time interval 3s)	I_{FSM}	52.5											A	
I^2t Rating for Fusing ($t < 8.3\text{ms}$)	I^2t	20.335											A ² s	
Forward Voltage @ $I_F=2.0\text{A}$	V_{FM}	0.50			0.67			0.82		0.90		0.92		V
Peak Reverse Current @ $T_A=25^\circ\text{C}$	I_R	0.1							0.05					mA
At Rated DC Blocking Voltage @ $T_A=100^\circ\text{C}$		10.0							5.0					
Typical Junction Capacitance	C_J	100							50					pF
Typical Thermal Resistance Junction to Ambient (Note 2)	$R_{\theta JA}$	75.0											°C/W	
Operating Temperature Range	T_J	-55 to + 150											°C	
Storage Temperature Range	T_{STG}	-55 to + 150											°C	

Note: 1. Leads maintained at ambient temperature at a distance of 9.5mm from the case
 2.P.C.B.mounted with 0.2×0.2" (5.0×5.0mm) copper pad areas

FIG. 1 – FORWARD CURRENT DERATING CURVE

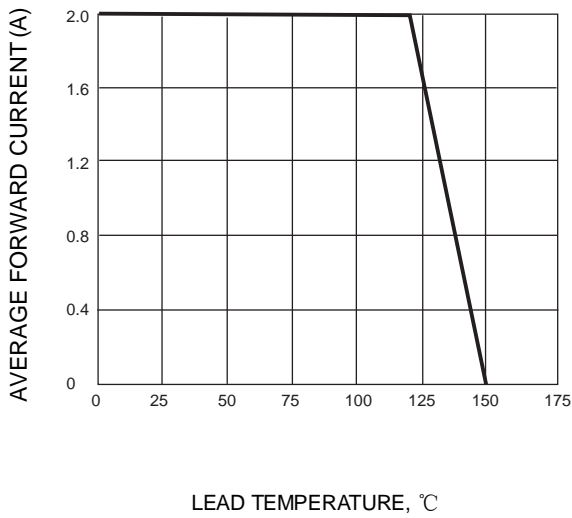


FIG.2-TYPICAL FORWARD CHARACTERISTICS

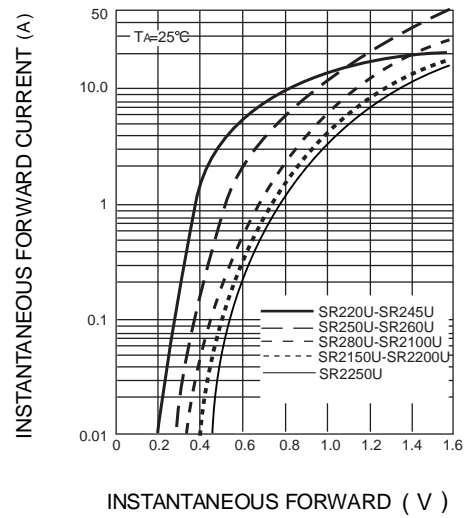


FIG. 3 – MAXIMUM NON-REPETITIVE SURGE CURRENT

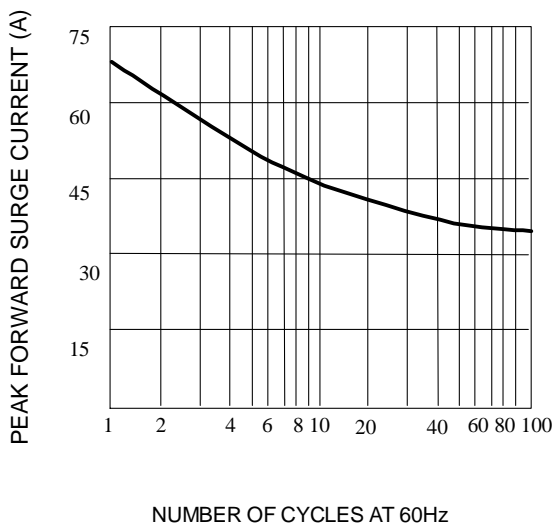
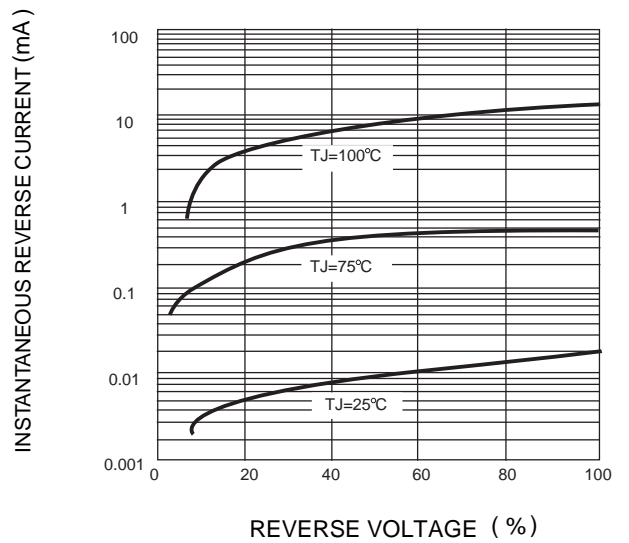


FIG. 4 – TYPICAL JUNCTION CAPACITANCE



Important Notice and Disclaimer

- Reproducing and modifying information of the document is prohibited without permission from DIYI.
- DIYI reserves the right to make changes to this document and its products and specifications at any time without notice. Customers should obtain and confirm the latest product information and specifications before final design, purchase or use.
- DIYI disclaims any and all liability arising out of the application or use of any product including damages incidentally and consequentially occurred.
- DIYI does not assume any and all implied warranties, including warranties of fitness for particular purpose, non-infringement and merchantability.
- Applications shown on the herein document are examples of standard use and operation. Customers are responsible in comprehending the suitable use in particular applications.

DIYI makes no representation or warranty that such applications will be suitable for the specified use without further testing or modification.

- The products shown herein are not designed and authorized for equipments requiring high level of reliability or relating to human life and for any applications concerning life-saving or life-sustaining, such as medical instruments, transportation equipment, aerospace machinery et cetera. Customers using or selling these products for use in such applications do so at their own risk and agree to fully indemnify DIYI for any damages resulting from such improper use or sale.
- Since DIYI uses lot number as the tracking base, please provide the lot number for tracking when complaining.

X-ON Electronics

Largest Supplier of Electrical and Electronic Components

Click to view similar products for [Schottky Diodes & Rectifiers](#) category:

Click to view products by [DIYI](#) manufacturer:

Other Similar products are found below :

[MA4E2039](#) [MA4E2508M-1112](#) [MBR1545CT](#) [MMBD301M3T5G](#) [RB160M-50TR](#) [D83C](#) [BAS16E6433HTMA1](#) [BAT 54-02LRH E6327](#)
[NRVBAF360T3G](#) [NSR05F40QNXT5G](#) [NTE555](#) [JANS1N6640](#) [SK310-T](#) [SK34B-TP](#) [SS3003CH-TL-E](#) [GA01SHT18](#)
[CRS10I30A\(TE85L,QM](#) [MA4E2501L-1290](#) [MBRA140TRPBF](#) [MBRB30H30CT-1G](#) [BAT 15-04R E6152](#) [JANTX1N5712-1](#) [DMJ3940-000](#)
[SB007-03C-TB-E](#) [SK33B-TP](#) [NRVBB20100CTT4G](#) [NRVBM120LT1G](#) [NTSB30U100CT-1G](#) [VS-6CWQ10FNHM3](#) [CRG04\(T5L,TEMQ\)](#)
[ACDBA1100LR-HF](#) [ACDBA1200-HF](#) [ACDBA240-HF](#) [ACDBA3100-HF](#) [CDBQC0530L-HF](#) [CDBQC0240LR-HF](#) [ACDBA260LR-HF](#)
[ACDBA1100-HF](#) [MA4E2502L-1246](#) [10BQ015-M3/5BT](#) [NRVBM120ET1G](#) [CRS08TE85LQM](#) [PMAD1108-LF](#) [B120Q-13-F](#) [1N5819T-G](#)
[B0530WSQ-7-F](#) [PDS1040Q-13](#) [B160BQ-13-F](#) [SDM05U20CSP-7](#) [B140S1F-7](#)