



SR320U THRU SR3250U

3.0 AMP. Schottky Barrier Rectifiers

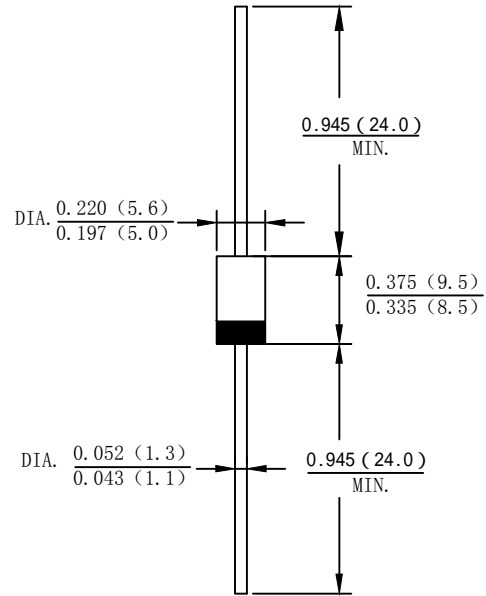
Features

- Plastic package has Underwriters Laboratory Flammability Classification 94V-0 utilizing Flame Retardant Epoxy Molding Compound.
- Guard ring for overvoltage protection
- High current capability, low forward voltage drop
- Low power loss, high efficiency
- High surge capability

Mechanical Data

- Case: Molded plastic DO-201AD
- Terminals: Plated leads solderable per MIL-STD-202, Method 208 guaranteed
- Polarity: Color band denotes cathode end
- Mounting Position: Any
- Making: Type Number
- Lead Free: For RoHS/Lead Free Version

Case: DO-201AD



Dimensions in inches and (millimeters)

Maximum Ratings and Electrical Characteristics

Rating at 25°C ambient temperature unless otherwise specified

Single phase, half wave, 60Hz, resistive or inductive load

For capacitive load derate current by 20%

Type Number	SYMBOL	SR 320U	SR 330U	SR 340U	SR 345U	SR 350U	SR 360U	SR 380U	SR 3100U	SR 3150U	SR 3200U	SR 3250U	Unit	
Maximum Recurrent Peak Reverse Voltage	V_{RRM}	20	30	40	45	50	60	80	100	150	200	250	V	
Maximum RMS Voltage	V_{RMS}	14	21	28	31.5	35	42	56	70	105	140	175	V	
Maximum DC Blocking Voltage	V_{DC}	20	30	40	45	50	60	80	100	150	200	250	V	
Average Rectified Output Current (Note 1) @ $T_L=100^\circ\text{C}$	$I_F(AV)$	3.0											A	
Peak Forward Surge Current 8.3ms Single half sine-wave superimposed on rated load (JEDEC Method)	I_{FSM}	90											A	
I^2t Rating for Fusing ($t < 8.3\text{ms}$)	I^2t	33.615											A^2s	
Forward Voltage @ $I_F=3.0\text{A}$	V_{FM}	0.50			0.67			0.82		0.90		0.92	V	
Peak Reverse Current @ $T_A=25^\circ\text{C}$	I_R	0.1						0.05						mA
At Rated DC Blocking Voltage @ $T_A=100^\circ\text{C}$		10.0						5.0						
Typical Junction Capacitance (Note 2)	C_J	140						80						pF
Typical Thermal Resistance Junction to Ambient (Note 1)	$R_{\theta JL}$	10											$^\circ\text{C}/\text{W}$	
	$R_{\theta JC}$	12												
	$R_{\theta JA}$	45												
Operating Temperature Range	T_J	-55 to +150											$^\circ\text{C}$	
Storage Temperature Range	T_{STG}	-55 to +150											$^\circ\text{C}$	

Note: 1. Leads maintained at ambient temperature at a distance of 9.5mm from the case

2. Measured at 1.0 MHz and Applied reverse Voltage of 4.0V D.C



SR320U THRU SR3250U

3.0 AMP. Schottky Barrier Rectifiers

FIG.1- MAXIMUM FORWARD CURRENT DERATING CURVE

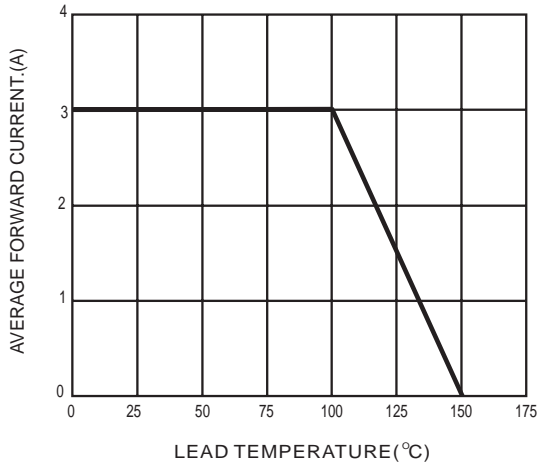


FIG.2- TYPICAL FORWARD CHARACTERISTICS

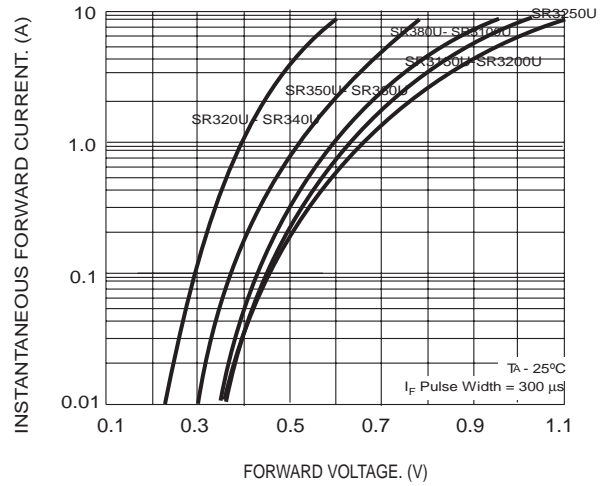


FIG.3- MAXIMUM NON-REPETITIVE FORWARD SURGE CURRENT

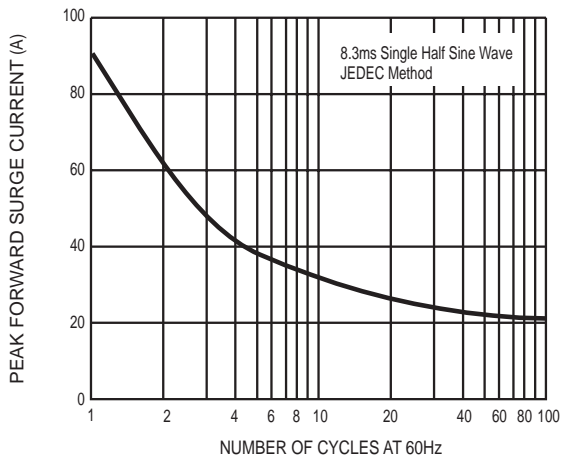
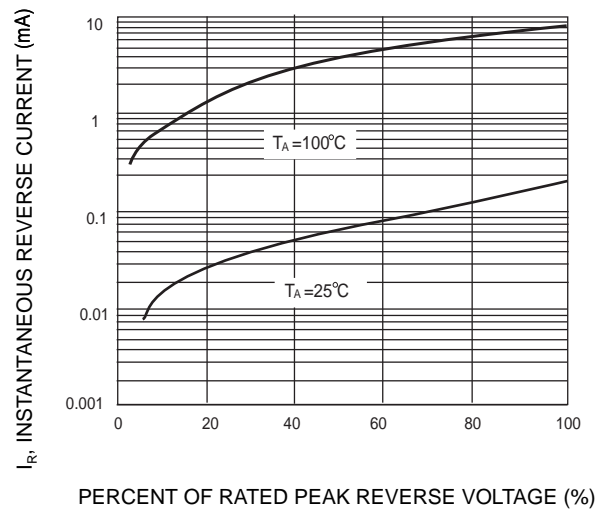


FIG.4- TYPICAL JUNCTION CAPACITANCE





Important Notice and Disclaimer

- Reproducing and modifying information of the document is prohibited without permission from XINNUO
- XINNUO reserves the right to make changes to this document and its products and specifications
- XINNUO disclaims any and all liability arising out of the application or use of any product including damages incidentally and consequentially occurred.
- XINNUO does not assume any and all implied warranties, including warranties of fitness for particular purpose, non-infringement and merchantability.
- Applications shown on the here in document are examples of standard use and operation. Customers are responsible in comprehending the suitable use in particular applications.
XINNUO makes no representation or warranty that such applications will be suitable for the specified use without further testing or modification.
- The products shown here in are not designed and authorized for equipments requiring high level of reliability or relating to human life and for any applications concerning life-saving or life-sustaining, such as medical instruments, transportation equipment, aerospace machinery et cetera. Customers using or selling these products for use in such applications do so at their own risk and agree to fully indemnify XINNUO for any damages resulting from such improper use or sale.
- Since XINNUO uses lot number as the tracking base, please provide the lot number for tracking when complaining.

X-ON Electronics

Largest Supplier of Electrical and Electronic Components

Click to view similar products for [Schottky Diodes & Rectifiers](#) category:

Click to view products by [DIYI manufacturer](#):

Other Similar products are found below :

[MA4E2039](#) [MMBD301M3T5G](#) [RB160M-50TR](#) [D83C](#) [BAS16E6433HTMA1](#) [BAS 3010S-02LRH E6327](#) [BAT 54-02LRH E6327](#)
[NRVBAF360T3G](#) [NSR05F40QNXT5G](#) [NTE555](#) [JANS1N6640](#) [SS3003CH-TL-E](#) [GA01SHT18](#) [CRS10I30A\(TE85L,QM](#) [MBRA140TRPBF](#)
[MBRB30H30CT-1G](#) [BAT 15-04R E6152](#) [JANTX1N5712-1](#) [DMJ3940-000](#) [SB007-03C-TB-E](#) [NRVBB20100CTT4G](#) [NRVBM120LT1G](#)
[NTSB30U100CT-1G](#) [CRG04\(T5L,TEMQ\)](#) [ACDBA1100LR-HF](#) [ACDBA1200-HF](#) [ACDBA240-HF](#) [ACDBA3100-HF](#) [CDBQC0530L-HF](#)
[ACDBA260LR-HF](#) [ACDBA1100-HF](#) [10BQ015-M3/5BT](#) [NRVBM120ET1G](#) [VSSB410S-M3/5BT](#) [1N5819T-G](#) [PDS1040Q-13](#) [B160BQ-13-F](#)
[SDM05U20CSP-7](#) [BAS 70-07 E6433](#) [B140S1F-7](#) [HSM560Je3/TR13](#) [DDB2265-000](#) [ZHCS506QTA](#) [HSM190Je3/TR13](#) [B330AF-13](#)
[ACDBUC0230-HF](#) [SDM1U100S1F-7](#) [MBR10200CTF-G1](#) [CDLL5712](#) [DMF2822-000](#)