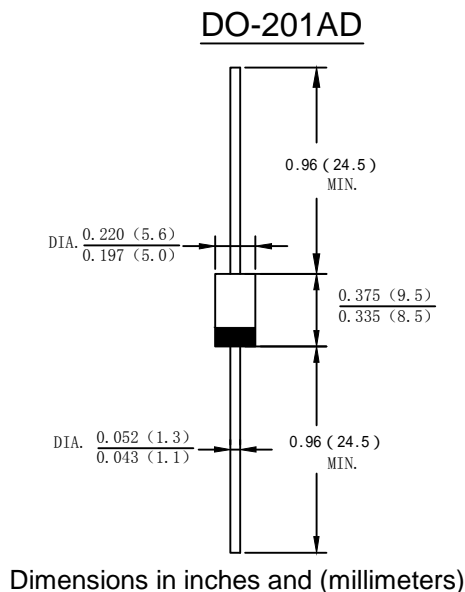


Features

- Plastic package has Underwriters Laboratory Flammability Classification 94V-0 utilizing Flame Retardant Epoxy Molding Compound.
- Guard ring for overvoltage protection
- High current capability, low forward voltage drop
- Low power loss, high efficiency
- High surge capability

Mechanical Data

- Case: Molded plastic DO-201AD
- Terminals: Plated leads solderable per MIL-STD-202, Method 208 guaranteed
- Polarity: Color band denotes cathode end
- Mounting Position: Any
- Making: Type Number
- Lead Free: For RoHS/Lead Free Version



Maximum Ratings and Electrical Characteristics

Rating at 25°C ambient temperature unless otherwise specified

Single phase, half wave, 60Hz, resistive or inductive load

For capacitive load derate current by 20%

Type Number	SYMBOL	SR 520	SR 530	SR 540	SR 545	SR 550	SR 560	SR 580	SR 5100	SR 5150	SR 5200	SR 5250	Unit	
Maximum Recurrent Peak Reverse Voltage	V_{RRM}	20	30	40	45	50	60	80	100	150	200	250	V	
Maximum RMS Voltage	V_{RMS}	14	21	28	31.5	35	42	56	70	105	140	175	V	
Maximum DC Blocking Voltage	V_{DC}	20	30	40	45	50	60	80	100	150	200	250	V	
Average Rectified Output Current (Note 1) @ $T_L=100^\circ\text{C}$	$I_F(AV)$	5.0											A	
Peak Forward Surge Current 8.3ms Single half sine-wave superimposed on rated load (JEDEC Method)	I_{FSM}	120											A	
I^2t Rating for Fusing ($t < 8.3\text{ms}$)	I^2t	59.76											A^2s	
Forward Voltage @ $I_F=5.0\text{A}$	V_{FM}	0.55			0.7			0.85		0.92		0.95	V	
Peak Reverse Current @ $T_A=25^\circ\text{C}$	I_R	0.2						0.05						mA
At Rated DC Blocking Voltage @ $T_A=100^\circ\text{C}$		10.0						5.0						
Typical Junction Capacitance (Note 2)	C_J	500						350						pF
Typical Thermal Resistance Junction to Ambient (Note 1)	$R_{\theta JA}$	25											$^\circ\text{C}/\text{W}$	
Operating Temperature Range	T_J	-55 to + 150											$^\circ\text{C}$	
Storage Temperature Range	T_{STG}	-55 to + 150											$^\circ\text{C}$	

Note: 1. Leads maintained at ambient temperature at a distance of 9.5mm from the case

2. Measured at 1.0 MHz and Applied reverse Voltage of 4.0V D.C

FIG. 1 - FORWARD CURRENT DERATING CURVE

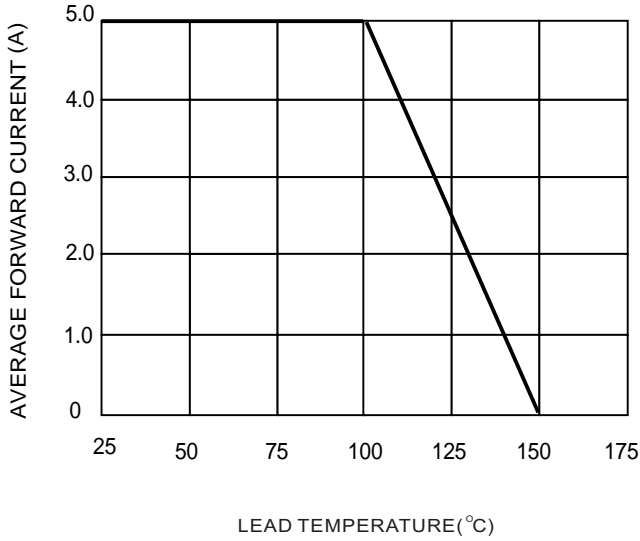


FIG.2-TYPICAL FORWARD CHARACTERISTICS

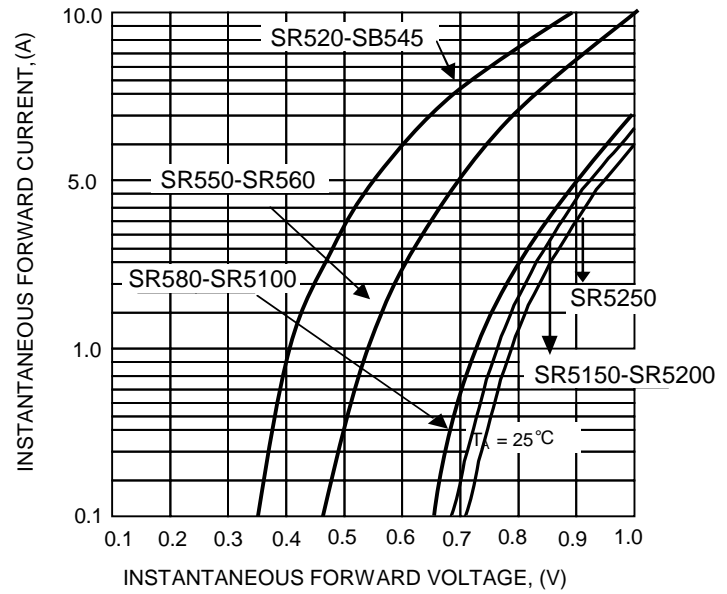


FIG. 3 MAXIMUM NON-REPETITIVE SURGE CURRENT

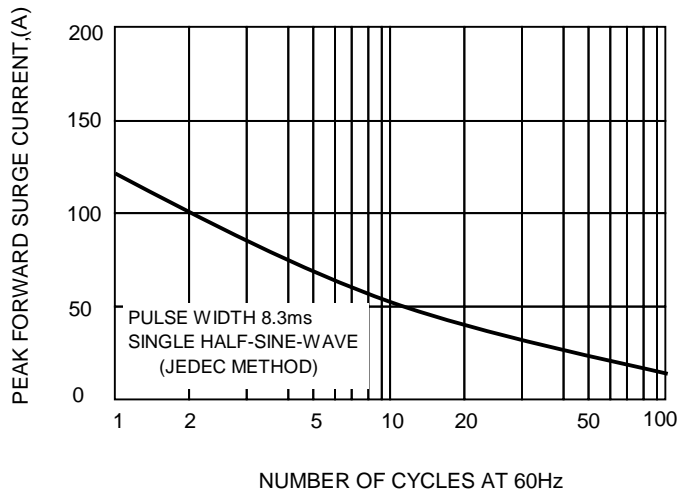
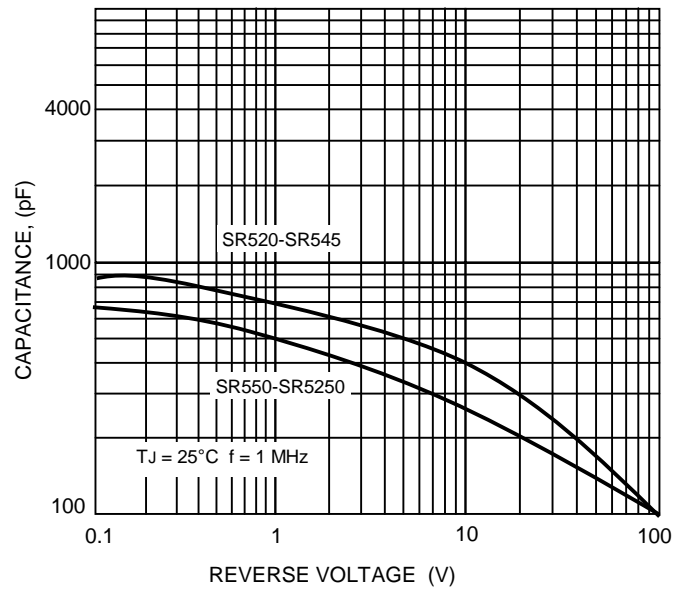


FIG.4 TYPICAL JUNCTION CAPACITANCE



Important Notice and Disclaimer

- Reproducing and modifying information of the document is prohibited without permission from DIYI.
- DIYI reserves the right to make changes to this document and its products and specifications at any time without notice. Customers should obtain and confirm the latest product information and specifications before final design, purchase or use.
- DIYI disclaims any and all liability arising out of the application or use of any product including damages incidentally and consequentially occurred.
- DIYI does not assume any and all implied warranties, including warranties of fitness for particular purpose, non-infringement and merchantability.
- Applications shown on the here in document are examples of standard use and operation. Customers are responsible in comprehending the suitable use in particular applications.

DIYI makes no representation or warranty that such applications will be suitable for the specified use without further testing or modification.

- The products shown here in are not designed and authorized for equipments requiring high level of reliability or relating to human life and for any applications concerning life-saving or life-sustaining, such as medical instruments, transportation equipment, aerospace machinery et cetera. Customers using or selling these products for use in such applications do so at their own risk and agree to fully indemnify DIYI for any damages resulting from such improper use or sale.
- Since DIYI uses lot number as the tracking base, please provide the lot number for tracking when complaining.

X-ON Electronics

Largest Supplier of Electrical and Electronic Components

Click to view similar products for [Schottky Diodes & Rectifiers](#) category:

Click to view products by [DIYI manufacturer](#):

Other Similar products are found below :

[MA4E2039](#) [MA4E2508M-1112](#) [MBR10100CT-BP](#) [MBR1545CT](#) [MMBD301M3T5G](#) [GS1JE-TP](#) [RB160M-50TR](#) [BAS 3010S-02LRH E6327](#)
[BAT 54-02LRH E6327](#) [NSR05F40QNXT5G](#) [NSVR05F40NXT5G](#) [NTE555](#) [JANS1N6640](#) [SB07-03C-TB-H](#) [SBAT54CWT1G](#) [SK310-T](#)
[SK33A-TP](#) [SK34B-TP](#) [SS3003CH-TL-E](#) [PDS3100Q-7](#) [GA01SHT18](#) [CRS10I30A\(TE85L,QM](#) [MA4E2501L-1290](#) [MBRB30H30CT-1G](#)
[BAS 70-02L E6327](#) [DMJ3940-000](#) [SB007-03C-TB-E](#) [SK32A-TP](#) [SK33B-TP](#) [SK35A-TP](#) [SK38B-LTP](#) [SK38B-TP](#) [NTE505](#)
[NTSB30U100CT-1G](#) [VS-6CWQ10FNHM3](#) [CRG04\(T5L,TEMQ\)](#) [ACDBA1100LR-HF](#) [ACDBA1200-HF](#) [ACDBA140-HF](#) [ACDBA2100-HF](#)
[ACDBA240-HF](#) [ACDBA3100-HF](#) [CDBQC0530L-HF](#) [BAT54-13-F](#) [ACDBA340-HF](#) [ACDBA260LR-HF](#) [ACDBA1100-HF](#) [MA4E2502L-](#)
[1246](#) [10BQ060-M3/5BT](#) [10BQ040-M3/5BT](#)