



# SR540L THRU SR5200L

## 5.0 AMP. LOW VF Schottky Barrier Rectifiers

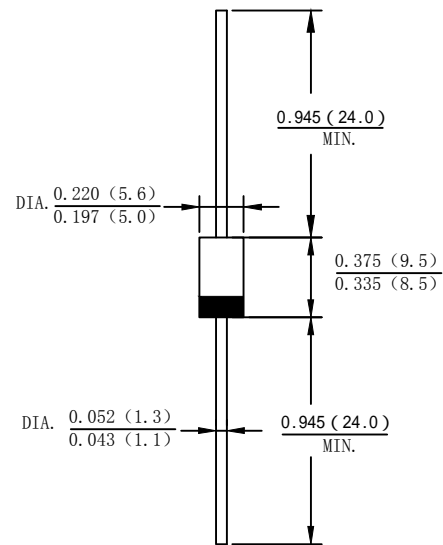
### Features

- Plastic package has Underwriters Laboratory Flammability Classification 94V-0 utilizing Flame Retardant Epoxy Molding Compound.
- Guard ring for overvoltage protection
- High current capability, low forward voltage drop
- Low power loss, high efficiency
- High surge capability

### Mechanical Data

- Case: Molded plastic DO-201AD
- Terminals: Plated leads solderable per MIL-STD-202, Method 208 guaranteed
- Polarity: Color band denotes cathode end
- Mounting Position: Any
- Making: Type Number
- Lead Free: For RoHS/Lead Free Version

Case: DO-201AD



Dimensions in inches and (millimeters)

### Maximum Ratings and Electrical Characteristics

Rating at 25°C ambient temperature unless otherwise specified

Single phase, half wave, 60Hz, resistive or inductive load

For capacitive load derate current by 20%

Type Number	SYMBOL	SR 540L	SR 545L	SR 550L	SR 560L	SR 580L	SR 5100L	SR 5150L	SR 5200L	Unit
Maximum Recurrent Peak Reverse Voltage	$V_{RRM}$	40	45	50	60	80	100	150	200	V
Maximum RMS Voltage	$V_{RMS}$	28	31.5	35	42	56	70	105	140	V
Maximum DC Blocking Voltage	$V_{DC}$	40	45	50	60	80	100	150	200	V
Average Rectified Output Current @ $T_L=100^\circ\text{C}$	$I_{F(AV)}$	5.0								A
Non-Repetitive Peak Forward Surge Current 8.3ms Single half sine-wave @ $T_j=25^\circ\text{C}$ Superimposed On Rated Load (JEDEC Method)	$I_{FSM}$	140								A
Non-Repetitive Peak Forward Surge Current 1.0ms Single half sine-wave @ $T_j=125^\circ\text{C}$ Superimposed On Rated Load (JEDEC Method)	$I_{FSM}$	112								A
Non-Repetitive Peak Forward Surge Current 1.0ms Single half sine-wave @ $T_j=25^\circ\text{C}$ Superimposed On Rated Load (JEDEC Method)	$I_{FSM}$	280								A
Non-Repetitive Peak Forward Surge Current 1.0ms Single half sine-wave @ $T_j=125^\circ\text{C}$ Superimposed On Rated Load (JEDEC Method)	$I_{FSM}$	224								A
10000 times of the wave surge current (time width 1ms, time interval 3s)	$I_{FSM}$	105								A
$I^2t$ Rating for Fusing ( $t < 8.3\text{ms}$ )	$I^2t$	81.34								$\text{A}^2\text{s}$
Forward Voltage @ $I_F=5.0\text{A}$	$V_{FM}$	0.45		0.5		0.6		0.85		V
Peak Reverse Current @ $T_A=25^\circ\text{C}$	$I_R$	0.2				0.1				mA
At Rated DC Blocking Voltage @ $T_A=100^\circ\text{C}$		10.0				5.0				
Typical Junction Capacitance (Note 1)	$C_J$	300				170				pF
Typical Thermal Resistance Junction to Ambient	$R_{\theta JA}$ $R_{\theta JL}$ $R_{\theta JC}$	40				13				$^\circ\text{C}/\text{W}$
		8								
Operating and Storage Temperature Range	$T_J, T_{STG}$	-55 to + 150								

Note: 1. Measured at 1.0 MHz and Applied reverse Voltage of 4.0V D.C



# SR540L THRU SR5200L

5.0 AMP. LOW VF Schottky Barrier Rectifiers

FIG. 1 - FORWARD CURRENT DERATING CURVE

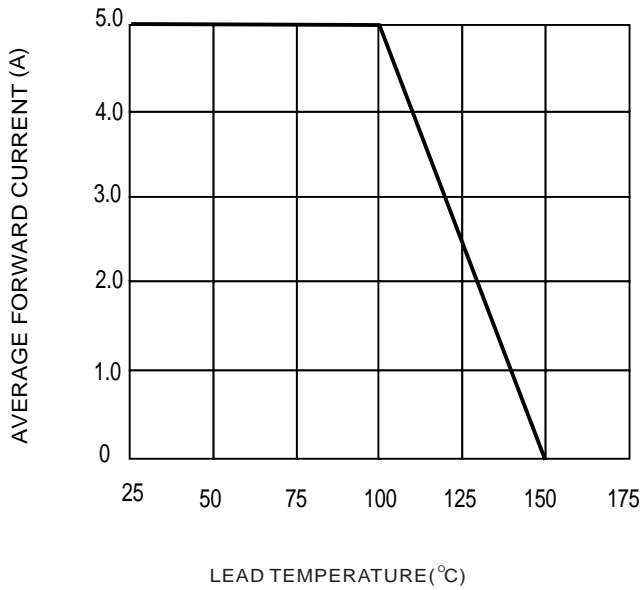


FIG.2-TYPICAL FORWARD CHARACTERISTICS

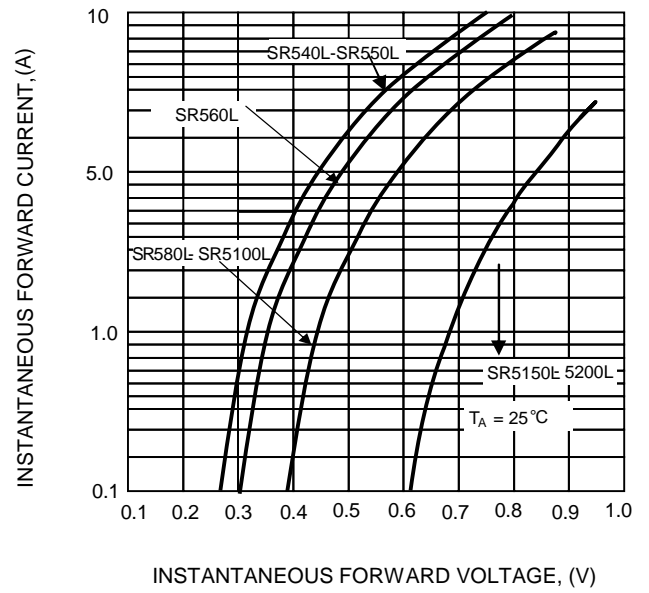


FIG. 3 MAXIMUM NON-REPETITIVE SURGE CURRENT

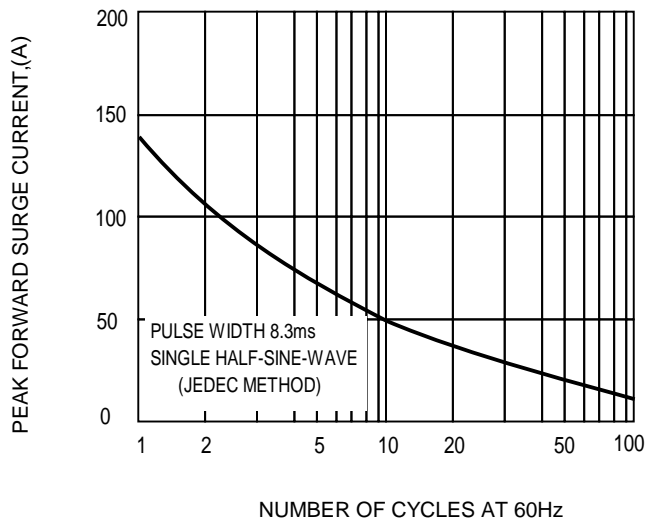
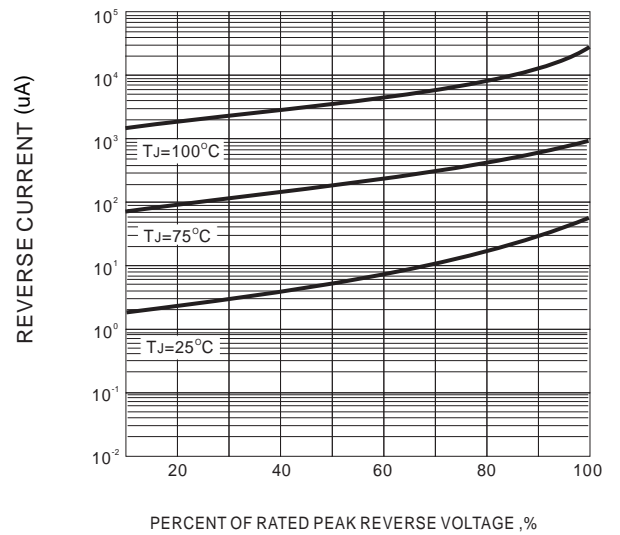


FIG.4 TYPICAL REVERSE CHARACTERISTIC





### Important Notice and Disclaimer

- Reproducing and modifying information of the document is prohibited without permission from XINNUO
- XINNUO reserves the right to make changes to this document and its products and specifications
- XINNUO disclaims any and all liability arising out of the application or use of any product including damages incidentally and consequentially occurred.
- XINNUO does not assume any and all implied warranties, including warranties of fitness for particular purpose, non-infringement and merchantability.
- Applications shown on the here in document are examples of standard use and operation. Customers are responsible in comprehending the suitable use in particular applications.  
XINNUO makes no representation or warranty that such applications will be suitable for the specified use without further testing or modification.
- The products shown here in are not designed and authorized for equipments requiring high level of reliability or relating to human life and for any applications concerning life-saving or life-sustaining, such as medical instruments, transportation equipment, aerospace machinery et cetera. Customers using or selling these products for use in such applications do so at their own risk and agree to fully indemnify XINNUO for any damages resulting from such improper use or sale.
- Since XINNUO uses lot number as the tracking base, please provide the lot number for tracking when complaining.

## X-ON Electronics

Largest Supplier of Electrical and Electronic Components

*Click to view similar products for [Schottky Diodes & Rectifiers](#) category:*

*Click to view products by [DIYI](#) manufacturer:*

Other Similar products are found below :

[MA4E2039](#) [MA4E2508M-1112](#) [MBR1545CT](#) [MMBD301M3T5G](#) [RB160M-50TR](#) [D83C](#) [BAS16E6433HTMA1](#) [BAT 54-02LRH E6327](#)  
[NRVBAF360T3G](#) [NSR05F40QNXT5G](#) [NTE555](#) [JANS1N6640](#) [SK310-T](#) [SK34B-TP](#) [SS3003CH-TL-E](#) [GA01SHT18](#)  
[CRS10I30A\(TE85L,QM](#) [MA4E2501L-1290](#) [MBRA140TRPBF](#) [MBRB30H30CT-1G](#) [BAT 15-04R E6152](#) [JANTX1N5712-1](#) [DMJ3940-000](#)  
[SB007-03C-TB-E](#) [SK33B-TP](#) [NRVBB20100CTT4G](#) [NRVBM120LT1G](#) [NTSB30U100CT-1G](#) [VS-6CWQ10FNHM3](#) [CRG04\(T5L,TEMQ\)](#)  
[ACDBA1100LR-HF](#) [ACDBA1200-HF](#) [ACDBA240-HF](#) [ACDBA3100-HF](#) [CDBQC0530L-HF](#) [CDBQC0240LR-HF](#) [ACDBA260LR-HF](#)  
[ACDBA1100-HF](#) [MA4E2502L-1246](#) [10BQ015-M3/5BT](#) [NRVBM120ET1G](#) [CRS08TE85LQM](#) [PMAD1108-LF](#) [B120Q-13-F](#) [1N5819T-G](#)  
[B0530WSQ-7-F](#) [PDS1040Q-13](#) [B160BQ-13-F](#) [SDM05U20CSP-7](#) [B140S1F-7](#)