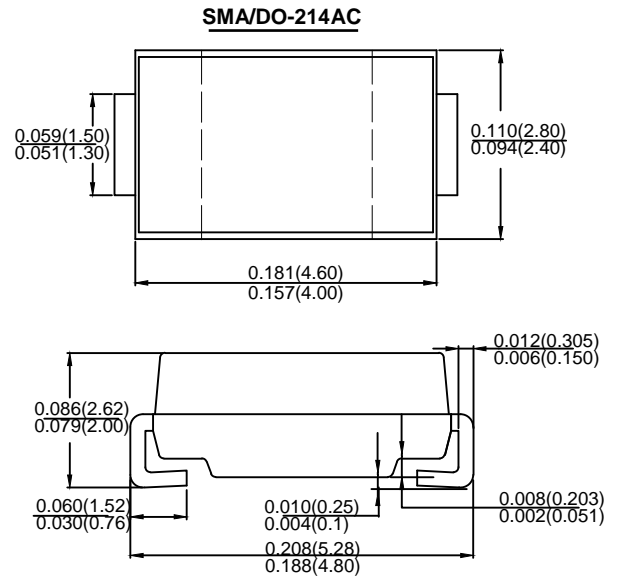


### Features

- Schottky Brier Chip
- Low Power Loss,High Efficiency
- Ideally Suited for Automatic Assembly
- Surge Overload Rating to 100APeak
- Plastic Case Material has UL Flammability Classification Rating 94V-0

### Mechanical Data

- Case: Molded plastic SMA
- Terminals: Plated leads solderable per MIL-STD-750,Method 2026 guaranteed
- Polarity: Color band denotes cathode end
- Mounting Position: Any
- Making: Type Number



Dimensions in inches and (millimeters)

### Maximum Ratings and Electrical Characteristics

Rating at 25°C ambient temperature unless otherwise specified

Single phase, half wave, 60Hz, resistive or inductive load

For capacitive load derate current by 20%

Type Number	SYMBOL	SS 52	SS 53	SS 54	SS 545	SS 55	SS 56	SS 58	SS 510	SS 515	SS 520	SS 525	Unit	
Maximum Recurrent Peak Reverse Voltage	$V_{RRM}$	20	30	40	45	50	60	80	100	150	200	250	V	
Maximum RMS Voltage	$V_{RMS}$	14	21	28	31	35	42	56	70	105	140	175	V	
Maximum DC Blocking Voltage	$V_{DC}$	20	30	40	45	50	60	80	100	150	200	250	V	
Average Rectified Output Current @ $T_L = 100^\circ C$	$I_F(AV)$	5.0											A	
Peak Forward Surge Current 8.3ms Single half sine-wave superimposed on rated load (JEDEC Method)	$I_{FSM}$	100											A	
Rating for fusing ( $t < 8.3ms$ )	$I^2 t$	41.50											A <sup>2</sup> s	
Forward Voltage @ $I_F = 5.0A$ (Note 1)	$V_{FM}$	0.55			0.7		0.85		0.92		0.95		V	
Peak Reverse Current @ $T_A = 25^\circ C$	$I_R$	0.1						0.05						mA
At Rated DC Blocking Voltage @ $T_A = 100^\circ C$		10						5						
Typical Junction Capacitance	$C_J$	28											pF	
Typical Thermal Resistance per leg (Note 2)	$R_{\theta JA}$	88											°C/W	
Operating Temperature Range	$T_J$	-55 to +150											°C	
Storage Temperature Range	$T_{STG}$	-55 to +150											°C	

Note: 1. Pulse Test with PW=300usec, 1%Duty Cycle.

2. Mounted on P.C.Board with 5.0 mm<sup>2</sup> (0.13mm thick) copper pad areas.

Fig. 1 Forward Current Derating Curve

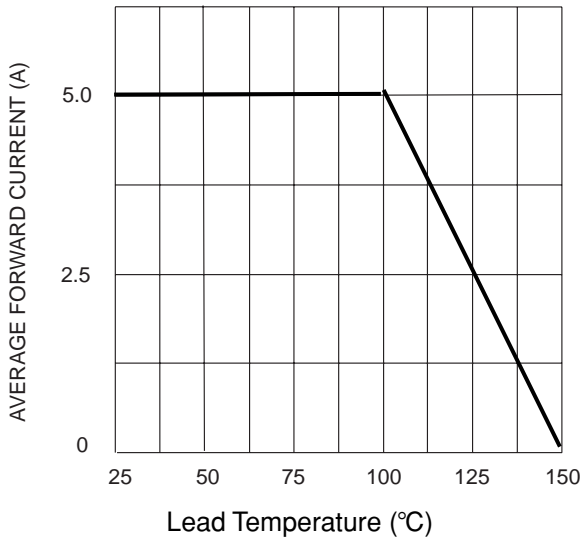


Fig. 2 Typ. Forward Characteristics

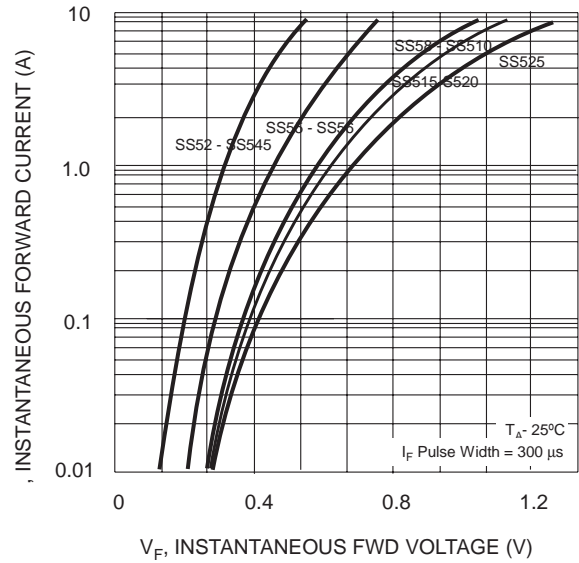


Fig. 3 Max Non-Repetitive Peak Fwd Surge Current

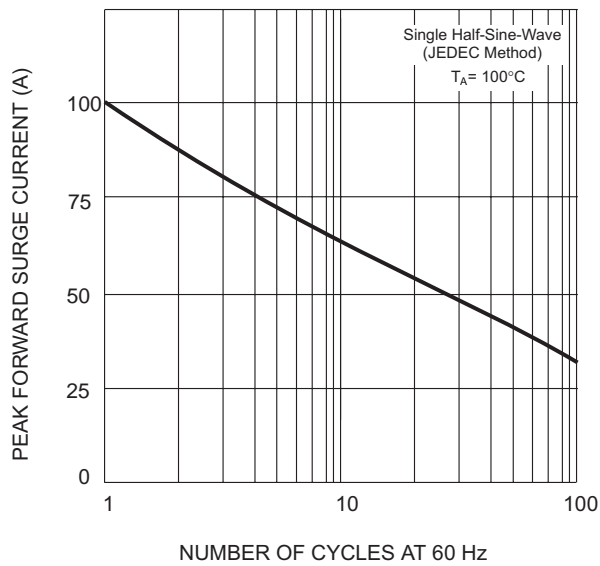
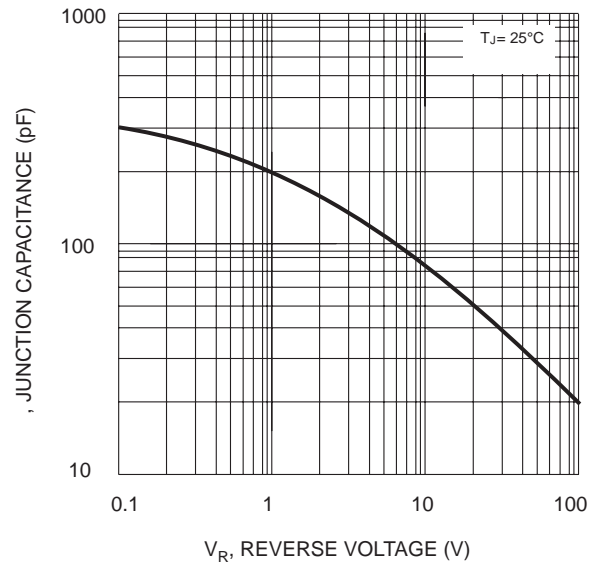
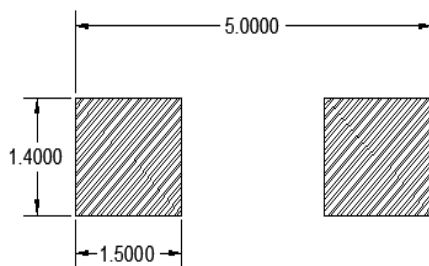


Fig. 4 Typical Junction Capacitance



### SMA PAD LAYOUT



## Important Notice and Disclaimer

- Reproducing and modifying information of the document is prohibited without permission from DIYI.
- DIYI reserves the right to make changes to this document and its products and specifications at any time without notice. Customers should obtain and confirm the latest product information and specifications before final design, purchase or use.
- DIYI disclaims any and all liability arising out of the application or use of any product including damages incidentally and consequentially occurred.
- DIYI does not assume any and all implied warranties, including warranties of fitness for particular purpose, non-infringement and merchantability.
- Applications shown on the herein document are examples of standard use and operation. Customers are responsible in comprehending the suitable use in particular applications.  
DIYI makes no representation or warranty that such applications will be suitable for the specified use without further testing or modification.
- The products shown herein are not designed and authorized for equipments requiring high level of reliability or relating to human life and for any applications concerning life-saving or life-sustaining, such as medical instruments, transportation equipment, aerospace machinery et cetera. Customers using or selling these products for use in such applications do so at their own risk and agree to fully indemnify DIYI for any damages resulting from such improper use or sale.
- Since DIYI uses lot number as the tracking base, please provide the lot number for tracking when complaining.

## X-ON Electronics

Largest Supplier of Electrical and Electronic Components

*Click to view similar products for [Schottky Diodes & Rectifiers](#) category:*

*Click to view products by [DIYI manufacturer](#):*

Other Similar products are found below :

[CUS06\(TE85L,Q,M\)](#) [MA4E2039](#) [D1FH3-5063](#) [MBR0530L-TP](#) [MBR10100CT-BP](#) [MBR30H100MFST1G](#) [MMBD301M3T5G](#) [PMAD1103-LF](#) [PMAD1108-LF](#) [RB160M-50TR](#) [RB520S-30](#) [RB551V-30](#) [DD350N18K](#) [DZ435N40K](#) [DZ600N16K](#) [BAS16E6433HTMA1](#) [BAS 3010S-02LRH E6327](#) [BAT 54-02LRH E6327](#) [IDL02G65C5XUMA1](#) [NSR05F40QNXT5G](#) [NSVR05F40NXT5G](#) [JANS1N6640](#) [SB07-03C-TB-H](#) [SB1003M3-TL-W](#) [SBAT54CWT1G](#) [SBM30-03-TR-E](#) [SBS818-TL-E](#) [SK32A-LTP](#) [SK33A-TP](#) [SK34A-TP](#) [SK34B-TP](#) [SMD1200PL-TP](#) [ACDBN160-HF](#) [SS3003CH-TL-E](#) [STPS30S45CW](#) [PDS3100Q-7](#) [GA01SHT18](#) [CRS10I30A\(TE85L,QM\)](#) [MBR1240MFST1G](#) [MBRB30H30CT-1G](#) [BAS28E6433HTMA1](#) [BAS 70-02L E6327](#) [HSB123JTR-E](#) [JANTX1N5712-1](#) [VS-STPS40L45CW-N3](#) [DD350N12K](#) [SB007-03C-TB-E](#) [SB10015M-TL-E](#) [SB1003M3-TL-E](#) [SK110-LTP](#)