



# UF2A THRU UF2M

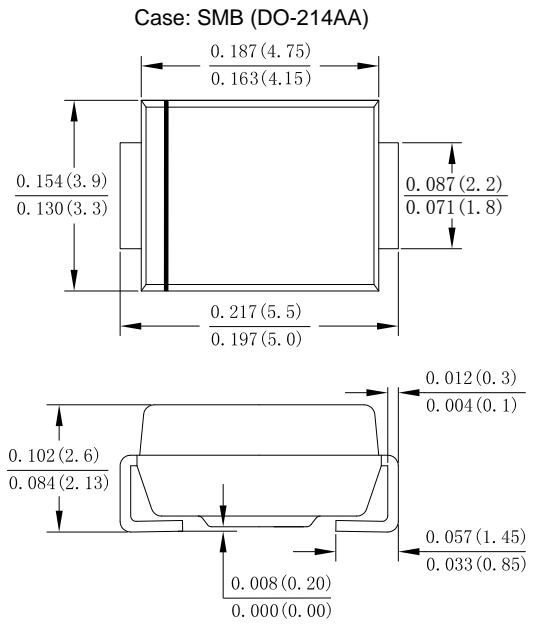
## 2.0AMP Surface Mount Glass Ultra Fast Rectifiers

### Features

- Low cost
- Ultra fast switching for high efficiency
- High current capability
- Plastic Case Material has UL Flammability Classification Rating 94V-0

### Mechanical Data

- Case: Molded plastic
- Terminals: Plated leads solderable per MIL-STD-750, Method 2026 guaranteed
- Polarity: Color band dented cathode end
- Mounting Position: Any
- Making: Type Number



Dimensions in inches and (millimeters)

### Maximum Ratings and Electrical Characteristics

Rating at 25°C ambient temperature unless otherwise specified

Single phase, half wave, 60Hz, resistive or inductive load

For capacitive load derate current by 20%

| Type Number  | SYMBOL          | UF2A        | UF2B | UF2D | UF2G | UF2J | UF2K | UF2M | Unit             |
|--|-----------------|-------------|------|------|------|------|------|------|------------------|
| Maximum Recurrent Peak Reverse Voltage   | $V_{RRM}$       | 50          | 100  | 200  | 400  | 600  | 800  | 1000 | V                |
| Maximum RMS Voltage  | $V_{RMS}$       | 35          | 70   | 140  | 280  | 420  | 560  | 700  | V                |
| Maximum DC Blocking Voltage  | $V_{DC}$        | 50          | 100  | 200  | 400  | 600  | 800  | 1000 | V                |
| Average Rectified Output Current<br>@ $T_L = 90^\circ C$   | $I_{F(AV)}$     | 2.0         |      |      |      |      |      |      | A                |
| Peak Forward Surge Current 8.3ms Single half sine-wave superimposed on rated load (JEDEC Method) | $I_{FSM}$       | 60          |      |      |      |      |      |      | A                |
| Forward Voltage @ $I_F = 2.0A$   | $V_{FM}$        | 1.0         |      | 1.3  | 1.7  |      |      | V    |                  |
| Peak Reverse Current @ $T_A = 25^\circ C$  | $I_R$           | 5.0         |      |      |      |      |      |      | uA               |
| At Rated DC Blocking Voltage @ $T_A = 125^\circ C$   |                 | 100         |      |      |      |      |      |      |                  |
| $I^2t$ Rating for Fusing ( $t < 8.3ms$ )   | $I^2t$          | 14.94       |      |      |      |      |      |      | A <sup>2</sup> s |
| Maximum Reverse Recovery Time (Note 1)   | $T_{rr}$        | 50          |      |      |      | 75   |      |      | ns               |
| Typical Junction Capacitance (Note 2)  | $C_J$           | 15          |      |      |      |      |      |      | pF               |
| Typical Thermal Resistance Junction to Ambient   | $R_{\theta JA}$ | 90          |      |      |      |      |      |      | °C/W             |
| Operating Temperature Range  | $T_J$           | -55 to +150 |      |      |      |      |      |      | °C               |
| Storage Temperature Range  | $T_{STG}$       | -55 to +150 |      |      |      |      |      |      | °C               |

Note:

1. Reverse Recovery Test Conditions:  $I_F = 0.5A$ ,  $I_R = 1.0A$ ,  $IRR = 0.25A$ .
2. Measured at 1.0 MHz and Applied reverse Voltage of 4.0V D.C



# UF2A THRU UF2M

## 2.0AMP Surface Mount Glass Ultra Fast Rectifiers

Fig. 1 Forward Current Derating Curve

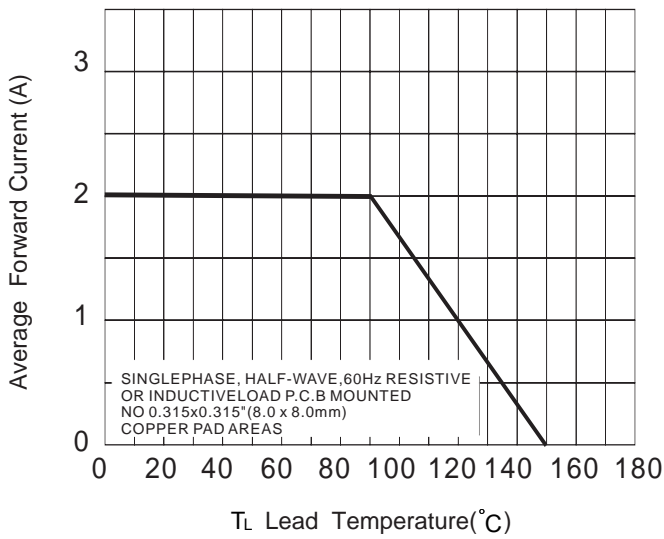


Fig. 2 Typ. Forward Characteristics

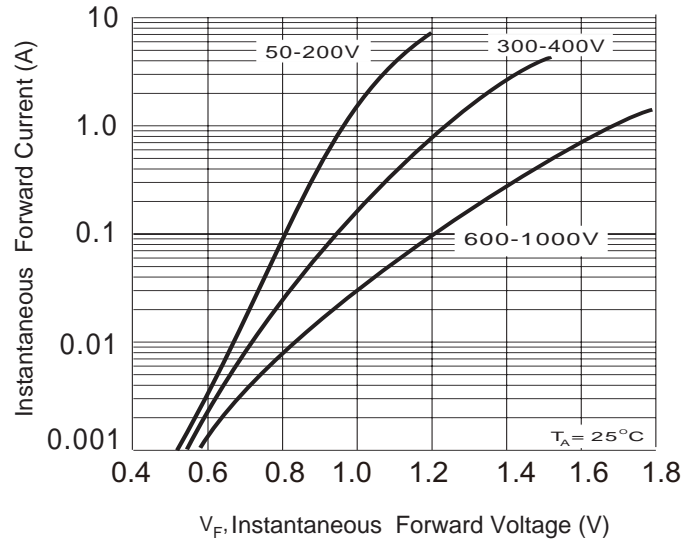


Fig. 3 Max Non-Repetitive Peak Fwd Surge Current

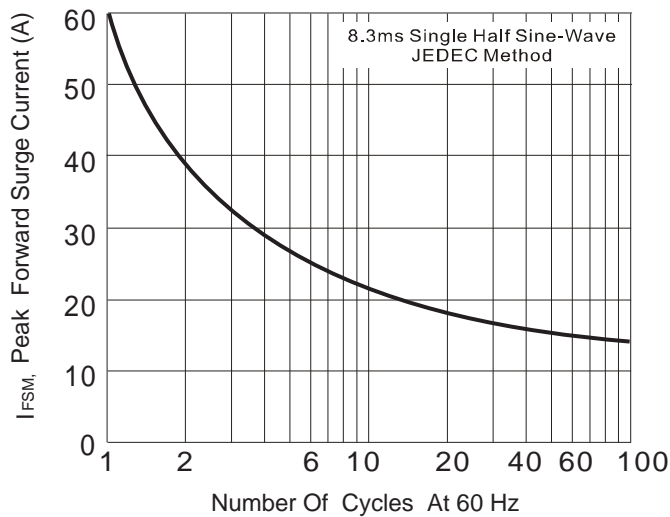


Fig.4 Typical Junction Capacitance

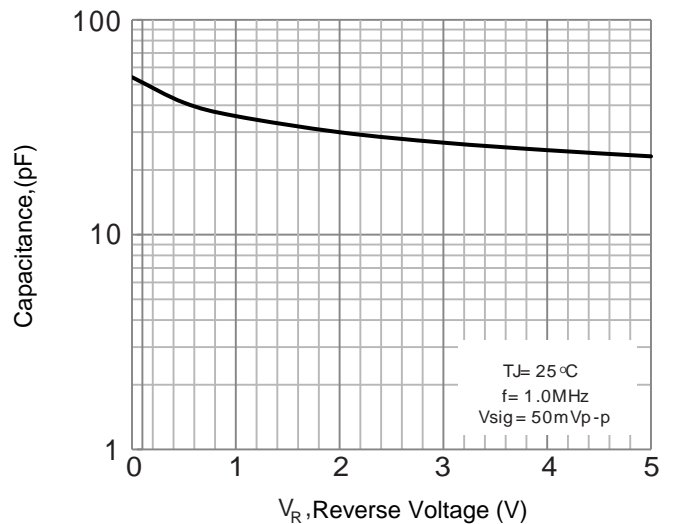


Fig.5 Typical Reverse Characteristics

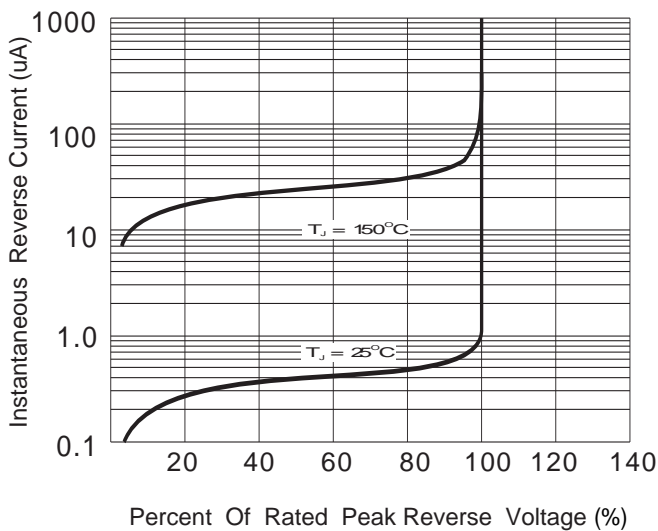
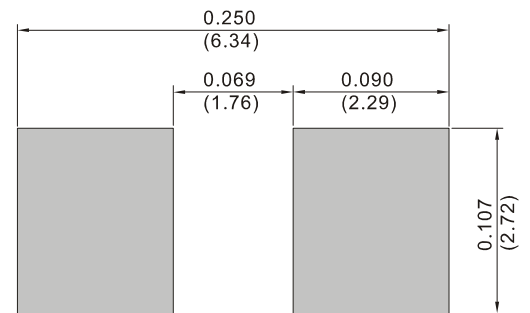


Fig.6 Mounting PAD Layout





### Important Notice and Disclaimer

- Reproducing and modifying information of the document is prohibited without permission from XINNUO
- XINNUO reserves the right to make changes to this document and its products and specifications
- XINNUO disclaims any and all liability arising out of the application or use of any product including damages incidentally and consequentially occurred.
- XINNUO does not assume any and all implied warranties, including warranties of fitness for particular purpose, non-infringement and merchantability.
- Applications shown on the here in document are examples of standard use and operation. Customers are responsible in comprehending the suitable use in particular applications.  
XINNUO makes no representation or warranty that such applications will be suitable for the specified use without further testing or modification.
- The products shown here in are not designed and authorized for equipments requiring high level of reliability or relating to human life and for any applications concerning life-saving or life-sustaining, such as medical instruments, transportation equipment, aerospace machinery et cetera. Customers using or selling these products for use in such applications do so at their own risk and agree to fully indemnify XINNUO for any damages resulting from such improper use or sale.
- Since XINNUO uses lot number as the tracking base, please provide the lot number for tracking when complaining.

## X-ON Electronics

Largest Supplier of Electrical and Electronic Components

*Click to view similar products for [Rectifiers](#) category:*

*Click to view products by [DIYI](#) manufacturer:*

Other Similar products are found below :

[70HFR40](#) [FR105 R0](#) [RL252-TP](#) [1N5397](#) [1N4005-TR](#) [1N4007-BP](#) [UFS120Je3/TR13](#) [20ETS12S](#) [RRE02VS6SGTR](#) [MS306](#) [A1N5404G-G](#)  
[CRF02\(T5L,TEMQ\)](#) [ACGRB207-HF](#) [CLH07\(TE16L,Q\)](#) [CLH03\(TE16L,Q\)](#) [1N5395-TP](#) [UES1302](#) [ACGRC307-HF](#) [ACEFC304-HF](#) [DZ-](#)  
[1380](#) [85HFR60](#) [40HFR60](#) [70HF120](#) [85HFR80](#) [SCF7500](#) [SM100](#) [ACGRA4001-HF](#) [SKN70/08](#) [NTE5819](#) [NTE5827](#) [NTE5828](#) [NTE5911](#)  
[NTE5915](#) [NTE6104](#) [NTE6163](#) [NTE6164](#) [NTE6165](#) [NTE6364](#) [TSD3G](#) [SET130312](#) [NRVUS110VT3G](#) [UES1106](#) [UES1306](#)  
[NRVUS240VT3G](#) [D5FE60-5063](#) [R4000GPS-TP](#) [D4015L56TP](#) [UES1306HR2](#) [FX20K120](#) [D20XB60-7101](#)