

DMBJ 东莞市振宝佳电子有限公司

承认书

APPROVAL SHEET

客 户

CUSTOMER:

客户料号

CUSTOMER P/N:

物料名称

MODEL NO:

料号

P/N:

文件编号

FILE NO:

一体成型电感

CXP系列

18-1

客户 Customer		制造 Manufacturer	
检验 Check by		拟制 Draft by	LIAO CHUN LING
审核 Checked by		审核 Checked by	YUAN JIA HONG
批准 Approval by		确认 Approve by	HE SHAO LIN
签章/ SIGNATURES:		签章/ SIGNATURES:	

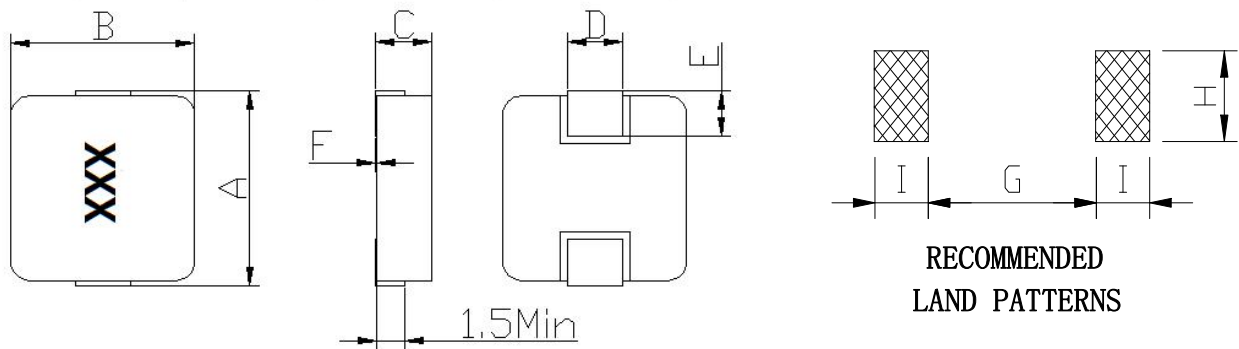
2. 型号规格表示办法 How To Order

CXP 0630 - 1R0 M - AG*HG
 ① ② ③ ④ ⑤

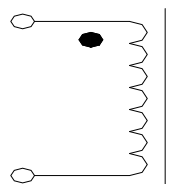
- ① 产品代号, Product symbol
- ② 尺寸规格, Dimension
- ③ 电感量标称值, Inductance
- ④ 电感量公差, Tolerance
- ⑤ 材质, texture 备注: AG-代表合金粉 HG-代表还原铁粉

3. 结构及尺寸 Structure And Dimensions

单位 Unit: mm



型号 Part No.	A	B	C	D	E	F TYP	G TYP	H TYP	I TYP
CXP0420	4.4±0.3	4.2±0.3	1.8±0.2	2.0±0.2	1.0±0.5	0.15	1.75	2.5	1.5
CXP0520	5.7±0.3	5.2±0.3	1.8±0.2	2.0±0.5	1.0±0.5	0.15	2.0	2.5	1.6
CXP0530	5.7±0.3	5.2±0.3	2.8±0.2	2.0±0.5	1.0±0.5	0.15	2.0	2.5	1.6
CXP0620	7.1±0.3	6.6±0.2	1.8±0.2	3.0±0.3	1.5±0.5	0.15	3.6	3.5	2.4
CXP0624	7.1±0.3	6.6±0.2	2.2±0.2	3.0±0.3	1.5±0.5	0.15	3.6	3.5	2.4
CXP0630	7.1±0.3	6.6±0.2	2.8±0.2	3.0±0.3	1.5±0.5	0.15	3.6	3.5	2.4
CXP0650	7.1±0.3	6.6±0.2	4.8±0.2	3.0±0.3	1.5±0.5	0.15	3.6	3.5	2.4
CXP0850	8.5±0.5	8.0±0.3	4.8±0.2	3.0±0.3	1.8±0.3	0.15	3.6	3.5	2.4
CXP1040	11.0±0.5	10.2±0.3	3.8±0.2	3.0±0.3	2.0±0.5	0.15	6.0	4.0	3.25
CXP1050	11.0±0.5	10.2±0.3	4.8±0.2	3.0±0.3	2.0±0.5	0.15	6.0	4.0	3.25
CXP1250	13.5±0.5	12.7±0.3	4.8±0.2	3.5±0.5	2.5±0.5	0.15	8.0	4.5	3.25
CXP1265	13.5±0.5	12.7±0.3	6.1±0.4	3.5±0.5	2.5±0.5	0.15	8.0	4.5	3.25



产品结构示意图

电路示意图



东莞市振宝佳电子有限公司

NO.	Component Name	Material
1	粉料 CORE	铁粉 iron powder
2	线圈 Coil	漆包线 Wire
3	电极 Electrode	电极 Electrode
4	标记 Marking	油墨 Ink

4. 电气性能 Performance Specification

CX0420 Series

Part Number	L0 Inductance (μH) ±20%	Heat Rating Current DC Amps.IDC(A)	Saturation Current Part Number DC Amps. Isat (A)	DCR mΩ MAX
CXP0420-R10-AG	0.1	12.0	22.0	4.0
CXP0420-R22-AG	0.22	9.5	17.0	6.5
CXP0420-R47-AG	0.47	7.5	13.0	12.0
CXP0420-R56-AG	0.56	7.0	10.0	16.0
CXP0420-R68-AG	0.68	6.5	8.0	18.0
CXP0420-1R0-AG	1.0	6.0	7.0	27.0
CXP0420-1R5-AG	1.5	5.0	6.0	45.0
CXP0420-2R2-AG	2.2	4.0	5.0	58.0
CXP0420-3R3-AG	3.3	3.0	4.0	87.0
CXP0420-4R7-AG	4.7	2.5	3.5	105.0
CXP0420-6R8-AG	6.8	2.0	2.5	150.0
CXP0420-100-AG	10.0	1.5	2.0	200.0

CX0520 Series

Part Number	L0 Inductance (μH) ±20%	Heat Rating Current DC Amps.IDC(A)	Saturation Current Part Number DC Amps. Isat (A)	DCR mΩ MAX
CXP0520-R22-AG	0.22	15.0	18.7	4.5
CXP0520-R47-AG	0.47	9.5	15.0	10.0
CXP0520-R68-AG	0.68	9.0	11.0	13.0
CXP0520-1R0-AG	1.0	8.0	9.0	17.0
CXP0520-1R5-AG	1.5	7.0	8.0	27.0
CXP0520-2R2-AG	2.2	5.0	7.0	34.0
CXP0520-3R3-AG	3.3	4.0	5.5	58.0
CXP0520-4R7-AG	4.7	3.0	4.5	82.0
CXP0520-5R6-AG	5.6	2.8	4.2	92.0
CXP0520-6R8-AG	6.8	2.6	3.5	130.0
CXP0520-100-AG	10.0	2.5	3.0	175.0



东莞市振宝佳电子有限公司

CX0530 Series

Part Number	L0 Inductance (μH) ±20%	Heat Rating Current DC Amps.IDC(A)	Saturation Current Part Number DC Amps. Isat (A)	DCR mΩ MAX
CXP0530-R10-AG	0.1	25.0	30.0	3.0
CXP0530-R22-AG	0.22	14.0	20.0	3.9
CXP0530-R33-AG	0.33	13.0	18.0	5.5
CXP0530-R47-AG	0.47	12.0	15.0	7.5
CXP0530-R68-AG	0.68	8.5	14.0	10.0
CXP0530-1R0-AG	1.0	8.0	11.0	14.0
CXP0530-1R2-AG	1.2	8.0	10.5	16.0
CXP0530-1R5-AG	1.5	6.0	9.5	25.0
CXP0530-2R2-AG	2.2	5.5	9.0	29.0
CXP0530-3R3-AG	3.3	5.0	7.0	38.0
CXP0530-4R7-AG	4.7	4.5	6.0	55.0
CXP0530-6R8-AG	6.8	3.5	5.0	70.0
CXP0530-100-AG	10.0	3.2	4.0	115.0
CXP0530-150-AG	15.0	2.5	3.0	160.0
CXP0530-220-AG	22.0	1.5	2.5	250.0
CXP0530-330-AG	33.0	1.1	2.0	380.0

CX0620 Series

Part Number	L0 Inductance (μH) ±20%	Heat Rating Current DC Amps.IDC(A)	Saturation Current Part Number DC Amps. Isat (A)	DCR mΩ MAX
CXP0620-R10-AG	0.1	21.0	45.0	2.5
CXP0620-R22-AG	0.22	16.0	25.0	3.5
CXP0620-R33-AG	0.33	12.0	22.0	5.5
CXP0620-R47-AG	0.47	11.0	18.0	8.4
CXP0620-R68-AG	0.68	9.0	17.0	12.0
CXP0620-1R0-AG	1.0	8.0	12.5	16.0
CXP0620-1R5-AG	1.5	6.5	10.0	30.0
CXP0620-2R2-AG	2.2	5.5	8.5	35.0
CXP0620-3R3-AG	3.3	4.5	7.0	50.0
CXP0620-4R7-AG	4.7	3.5	5.5	60.0
CXP0620-6R8-AG	6.8	3.0	5.0	95.0
CXP0620-100-AG	10.0	2.3	4.0	120.0



东莞市振宝佳电子有限公司

CX0624 Series

Part Number	L0 Inductance (μH) ±20%	Heat Rating Current DC Amps.IDC(A)	Saturation Current Part Number DC Amps. Isat (A)	DCR mΩ MAX
CXP0624-R10-AG	0.1	22.5	60.0	1.85
CXP0624-R22-AG	0.22	16.0	33.0	3.2
CXP0624-R33-AG	0.33	15.0	24.0	4.1
CXP0624-R47-AG	0.47	13.0	21.0	5.1
CXP0624-R68-AG	0.68	12.0	16.5	7.0
CXP0624-1R0-AG	1.0	9.0	15.0	13.5
CXP0624-1R5-AG	1.5	8.0	11.0	20.0
CXP0624-2R2-AG	2.2	6.0	9.0	28.0
CXP0624-3R3-AG	3.3	5.0	7.0	39.0
CXP0624-4R7-AG	4.7	4.5	6.5	50.0
CXP0624-6R8-AG	6.8	4.0	5.0	70.0
CXP0624-100-AG	10.0	3.1	4.0	100.0

CX0630 Series

Part Number	L0 Inductance (μH) ±20%	Heat Rating Current DC Amps.IDC(A)	Saturation Current Part Number DC Amps. Isat (A)	DCR mΩ MAX
CXP0630-R10-AG	0.1	32.5	60.0	1.7
CXP0630-R15-AG	0.15	30.0	40.0	2.5
CXP0630-R20-AG	0.20	23.0	34.0	3.0
CXP0630-R22-AG	0.22	23.0	34.0	3.0
CXP0630-R33-AG	0.33	21.0	25.0	3.5
CXP0630-R47-AG	0.47	18.0	20.0	4.1
CXP0630-R68-AG	0.68	16.0	17.0	5.5
CXP0630-R82-AG	0.82	14.0	16.0	6.0
CXP0630-1R0-AG	1.0	12.0	15.0	9.2
CXP0630-1R5-AG	1.5	9.0	13.0	12.1
CXP0630-2R2-AG	2.2	8.0	10.0	17.5
CXP0630-3R3-AG	3.3	6.5	9.5	26.0
CXP0630-4R7-AG	4.7	5.5	7.5	38.0
CXP0630-5R6-AG	5.6	5.5	7.0	42.0
CXP0630-6R8-AG	6.8	5.0	6.5	50.0
CXP0630-8R2-AG	8.2	4.5	5.5	65.0
CXP0630-100-AG	10.0	4.5	5.5	68.0
CXP0630-150-AG	15.0	3.5	4.5	115.0
CXP0630-220-AG	22.0	2.5	3.1	145.0
CXP0630-330-AG	33.0	2.0	2.5	240.0



东莞市振宝佳电子有限公司

CX0630-470-AG	47.0	1.5	2.0	380.0
---------------	------	-----	-----	-------

CX0650 Series

Part Number	L0 Inductance (μH) ±20%	Heat Rating Current DC Amps.IDC(A)	Saturation Current Part Number DC Amps. Isat (A)	DCR mΩ MAX
CXP0650-R22-AG	0.22	30.0	35.0	1.3
CXP0650-R47-AG	0.47	20.0	24.0	4.0
CXP0650-R56-AG	0.56	18.0	22.0	4.5
CXP0650-R68-AG	0.68	16.0	18.0	5.0
CXP0650-1R0-AG	1.0	12.0	16.0	6.5
CXP0650-1R5-AG	1.5	9.5	13.0	10.0
CXP0650-2R2-AG	2.2	9.0	12.0	12.5
CXP0650-3R3-AG	3.3	8.5	10.0	22.0
CXP0650-4R7-AG	4.7	7.0	9.0	25.0
CXP0650-6R8-AG	6.8	6.0	8.0	34.0
CXP0650-100-AG	10.0	5.0	7.0	50.0
CXP0650-150-AG	15.0	4.0	5.5	65.0
CXP0650-220-AG	22.0	3.0	5.0	98.0
CXP0650-330-AG	33.0	2.5	3.5	186.0
CXP0650-470-AG	47.0	2.0	2.5	246.0
CXP0650-680-HG	68.0	1.2	2.2	320.0
CXP0650-101-HG	100.0	1.0	1.8	380.0

CX0850 Series

Part Number	L0 Inductance (μH) ±20%	Heat Rating Current DC Amps.IDC(A)	Saturation Current Part Number DC Amps. Isat (A)	DCR mΩ MAX
CXP0850-1R0-AG	1.0	15.0	18.0	5.5
CXP0850-2R2-AG	2.2	12.0	17.0	7.5
CXP0850-3R3-AG	3.3	10.0	15.0	12.0
CXP0850-4R7-AG	4.7	8.0	13.0	16.0
CXP0850-100-AG	10.0	6.0	9.0	35.0
CXP0850-150-AG	15.0	5.0	7.5	48.0
CXP0850-220-AG	22.0	4.5	6.5	82.0
CXP0850-330-AG	33.0	3.5	4.5	120.0
CXP0850-470-AG	47.0	2.5	4.0	156.0
CXP0850-680-AG	68.0	2.0	3.5	264.0
CXP0850-101-AG	100.0	1.8	2.5	365.0

CX1040 Series

Part Number	L0 Inductance (μH) ±20%	Heat Rating Current DC Amps.IDC(A)	Saturation Current Part Number DC Amps. Isat (A)	DCR mΩ MAX
-------------	-------------------------	------------------------------------	--	------------



东莞市振宝佳电子有限公司

CXP1040-R22M-AG	0.22	35.0	60.0	0.8
CXP1040-R36M-AG	0.36	30.0	50.0	1.2
CXP1040-R47M-AG	0.47	25.0	40.0	1.68
CXP1040-R56M-AG	0.56	25.0	33.0	1.8
CXP1040-R68M-AG	0.68	23.0	30.0	2.4
CXP1040-1R0M-AG	1.0	18.0	28.0	3.5
CXP1040-1R5M-AG	1.5	16.0	26.0	5.0
CXP1040-2R2M-AG	2.2	12.0	18.0	8.0
CXP1040-3R3M-AG	3.3	10.0	16.0	12.0
CXP1040-4R7M-AG	4.7	9.0	14.0	16.0
CXP1040-5R6M-AG	5.6	8.5	13.0	20.0
CXP1040-6R8M-AG	6.8	8.5	12.0	22.0
CXP1040-8R2M-AG	8.2	8.0	9.5	30.0
CXP1040-100M-AG	10.0	7.5	9.0	30.0
CXP1040-150M-AG	15.0	6.5	7.0	45.0
CXP1040-220M-AG	22.0	5.0	6.0	66.0
CXP1040-330M-AG	33.0	4.5	5.0	95.0
CXP1040-470M-AG	47.0	3.5	4.0	140.0
CXP1040-680M-AG	68.0	2.5	3.5	195.0
CXP1040-101M-AG	100.0	1.8	3.0	320.0

CX1050 Series

Part Number	L0 Inductance (μH) $\pm 20\%$	Heat Rating Current DC Amps.IDC(A)	Saturation Current Part Number DC Amps. Isat (A)	DCR $\text{m}\Omega$ MAX
CXP1050-R82M-AG	0.82	22.0	39.0	2.6
CXP1050-1R0M-AG	1.0	19.5	30.0	2.6
CXP1050-1R2M-AG	1.2	19.0	29.0	3.1
CXP1050-1R5M-AG	1.5	16.0	26.0	3.8
CXP1050-2R2M-AG	2.2	13.0	20.0	6.5
CXP1050-3R3M-AG	3.3	12.0	17.0	7.5
CXP1050-4R7M-AG	4.7	9.5	15.0	15.0
CXP1050-5R6M-AG	5.6	9.0	14.0	17.0
CXP1050-6R8M-AG	6.8	8.5	13.0	18.5
CXP1050-8R2M-AG	8.2	8.0	11.5	28.0
CXP1050-100M-AG	10.0	8.0	10.5	30.0
CXP1050-150M-AG	15.0	6.5	9.0	45.0
CXP1050-220M-AG	22.0	5.5	8.0	48.0
CXP1050-330M-AG	33.0	5.0	6.0	87.0
CXP1050-470M-AG	47.0	4.0	5.0	120.0
CXP1050-680M-AG	68.0	3.5	4.5	170.0
CXP1050-101M-AG	100.0	2.5	3.5	250.0



东莞市振宝佳电子有限公司

CX1250 Series

Part Number	L0 Inductance (μH) $\pm 20\%$	Heat Rating Current DC Amps.IDC(A)	Saturation Current Part Number DC Amps. Isat (A)	DCR $\text{m}\Omega$ MAX
CXP1250-R36M-HG	0.36	41.0	50.0	1.1
CXP1250-R47M-HG	0.47	25.0	45.0	1.3
CXP1250-R56M-HG	0.56	24.0	40.0	1.5
CXP1250-R68M-HG	0.68	23.0	38.0	1.7
CXP1250-R82M-HG	0.82	22.0	36.0	2.1
CXP1250-1R0M-HG	1.0	26.0	35.0	2.5
CXP1250-1R2M-HG	1.2	25.0	32.0	3.0
CXP1250-1R5M-HG	1.5	23.0	30.0	4.0
CXP1250-2R2M-HG	2.2	15.0	26.0	5.0
CXP1250-3R3M-HG	3.3	14.0	24.0	7.5
CXP1250-4R7M-HG	4.7	13.0	20.0	9.0
CXP1250-5R6M-HG	5.6	11.0	17.0	10.5
CXP1250-6R8M-HG	6.8	10.0	14.0	14.5
CXP1250-8R2M-HG	8.2	8.0	12.5	22.0
CXP1250-100M-HG	10.0	8.0	12.0	24.0
CXP1250-150M-HG	15.0	7.0	11.0	31.0
CXP1250-220M-HG	22.0	5.5	8.0	45.0
CXP1250-330M-HG	33.0	5.0	6.0	66.0
CXP1250-470M-HG	47.0	4.5	5.5	85.0
CXP1250-680M-HG	68.0	3.5	5.0	135.0

CX1265 Series

Part Number	L0 Inductance (μH) $\pm 20\%$	Heat Rating Current DC Amps.IDC(A)	Saturation Current Part Number DC Amps. Isat (A)	DCR $\text{m}\Omega$ MAX
CXP1265-R68M-HG	0.68	30.0	45.0	1.2
CXP1265-R82M-HG	0.82	25.0	42.0	1.5
CXP1265-1R0M-HG	1.0	24.0	40.0	1.5
CXP1265-1R5M-HG	1.5	23.0	30.0	2.1
CXP1265-2R2M-HG	2.2	21.0	27.0	3.0
CXP1265-3R3M-HG	3.3	18.0	25.0	6.5
CXP1265-4R7M-HG	4.7	15.0	24.0	9.0
CXP1265-5R6M-HG	5.6	13.0	22.5	11.0
CXP1265-6R8M-HG	6.8	12.0	19.0	13.5
CXP1265-8R2M-HG	8.2	11.0	15.5	16.0
CXP1265-100M-HG	10.0	10.0	15.0	18.0
CXP1265-150M-HG	15.0	8.5	13.5	22.0



东莞市振宝佳电子有限公司

CXP1265-220M-HG	22.0	7.0	10.0	39.5
CXP1265-330M-HG	33.0	5.5	8.0	53.0
CXP1265-470M-HG	47.0	5.0	6.5	75.0
CXP1265-680M-HG	68.0	4.0	5.5	115.0
CXP1265-101M-HG	100.0	3.0	4.5	130.0
CXP1265-121M-HG	120.0	2.0	3.2	240.0
CXP1265-151M-HG	150.0	1.5	2.5	330.0

测试仪器 Test equipment: Inductance\RDC---同惠 TH2827C/502BC or equivalent, Isat\Irms---同惠 TH2827C Precision LCR Meter & TH1778 BIAS.

Ls 测试频率/电压 Ls Test frequency/Voltage: 100kHz/0.25V;

饱和电流: 指使电感量比初始值下降 30%的电流值.

Isat: The DC current is that which cause a 30% inductance reduction from the initial value.

温升电流: 指使电感器表面温度上升 40°C的电流值 (参考周围环境温度 25°C)。

IDC: The DC current is inductor surface temperature to rise by 40°C (Reference ambient temperature 25°C).

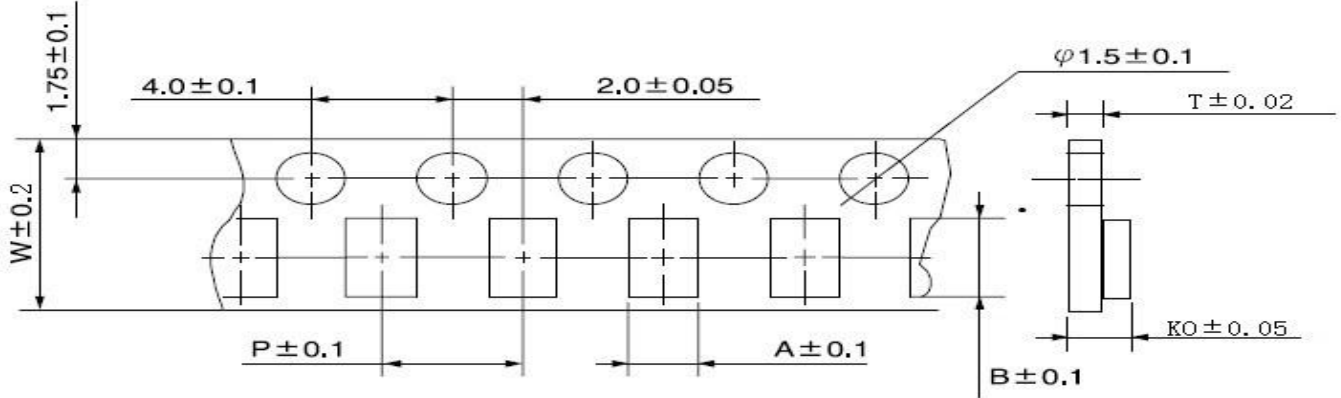
5. 可靠性 Reliability Data

项目 Items	要求 Requirements	试验方法及备注 Test Methods and Remarks
工作温度范围 Operating Temperature Range	-40°C~+125°C	包括自身发热的上升温度 Including self-heating temperature rise.
可焊性 Solderability	电极面 90%以上覆盖新的焊料。 90% or more of electrode area shall be coated by new solder.	在 245 °C±5 °C 熔融的焊锡 (96.5Sn/3.0Ag/0.5Cu) 中浸 5 s±1 s。 Dip pads in flux and dip in solder pot (96.5Sn/3.0Ag/0.5Cu) at 245 °C±5 °C for (5±1) seconds.
耐焊接热 Resistance to Soldering Heat	外观无可见机械损伤; 电感量变化率: ±10%以内。 No visible mechanical damage. Inductance change: Within ±10%	在 260 °C±5 °C 熔融的焊锡 (96.5Sn/3.0Ag/0.5Cu) 中浸 10 s±1 s。 Dip pads in flux and dip in solder pot (96.5Sn/3.0Ag/0.5Cu) at 260°C±5 °C for (10±1) seconds.
低温 Low temperature stroe	外观无可见机械损伤; 电感量变化率: ±10%以内。 No visible mechanical damage. Inductance change: Within ±10%	温度-40 °C±2°C, 时间 1000 h Stroe temperature -40±2°C for total 1000hr.

<p>高温 High temperature stroe</p>	<p>外观无可见机械损伤；电感量变化率：±10%以内。 No visible mechanical damage. Inductance change: Within ±10%</p>	<p>温度 125 °C ±2°C，时间 1000 h Stroe temperature 125±2°C for total 1000hr.</p>
<p>恒定湿热 Static Humidity</p>	<p>外观无可见机械损伤；电感量变化率：±10%以内。 No visible mechanical damage. Inductance change: Within ±10%</p>	<p>将电感器放置在于湿度 (93±3)%RH，温度 40 °C ±2 °C 的环境中存放 96 h ±2 h，在室温下放置 2 小时后、48 小时内测试。 Inductors shall be subjected to (93±3)%RH . at 40 °C ±2 °C for 96 h ±2 h . Inductors are to be tested after having air dried for 2 hours.</p>
<p>温度变化 Thermal shock</p>	<p>外观无可见机械损伤；电感量变化率：±10%以内。 No visible mechanical damage. Inductance change: Within ±10%</p>	<p>(-40±3) °C，时间 (30±3) min ↔ (85°C±2) °C / (30±3) min，转换时间 (2~3) min，循环5次； 在室温下放置 2 小时后、48 小时内测试。 The test sample shall be placed at (-40±3)°C and (85±2)°C for (30±3) min, different temperature conversion time is 2~3 minutes. The temperature cycle shall be repeated 5 cycles.</p>
<p>机械冲击 Mechanical Shock</p>	<p style="text-align: center;">  </p> <p>电感无出现电极脱落、断线现象。 No evidence of terminal peel off and wire broken.</p>	<p>把电感焊在厚度为 1.0mm 的基板上，并固定在黄铜制 15cm 大，重 1.4Kg 的立方体内，然后从 0.5m 高度往地板自然下落 (X, Y, Z 方向各一回) Inductors shall be Soldering on the PCB with 1.0mm thick and fixed them in a 15cm big., 1.4Kg weight cube with brass base, let it nature fallen form 0.5m height (X, Y, Z three axes)</p>
<p>端子强度 Adhesion of terminal electrode</p>	<p>元件的端子与本体结合无松动、无脱落。 Strong bond between the pad and the core, without come off PC board.</p>	<p>将电感器用 260 °C ±5 °C，20 s ±5 s 焊在带有 0.3 mm 厚锡膏的基板上，然后用治具垂直电极面方向加压 10 N，10 s ±1 s。 Inductors shall be subjected to 260 °C ±5 °C for 20 s ±5 s Soldering in the base whit 0.3mm solder. And then aplomb electrode way plus tax 10 N for 10± 1s seconds.</p>

6. 包装 Package

6.1 载带尺寸 Tape Dimension (单位: 毫米 Unit:mm)



Series	A	B	KO	W	P	T
0420	5.1	4.5	2.3	12.0	8.0	0.35
0520	6.5	6.0	2.1	16.0	8.0	0.35
0530	6.5	6.0	3.2	16.0	8.0	0.35
0620	7.5	7.2	2.1	16.0	12.0	0.35
0630	7.5	7.2	3.2	16.0	12.0	0.35
0650	7.5	7.2	5.2	16.0	12.0	0.35
1040	11.8	11.6	4.2	24.0	16.0	0.35
1050	11.8	11.6	5.1	24.0	16.0	0.35
1250	13.5	14.5	5.3	32.0	16.0	0.4
1260	13.5	14.5	6.2	32.0	16.0	0.4
1265	13.5	14.5	7.1	32.0	16.0	0.4

Series	A	B	C	D	a	b	c
C0420 0520 0530 0630 0650	330 typical	100 typical	13 typical	16.4 typical	空带 blank portions	装元件 chip cavity	引带 leader
1040 1050 1250 1260/1265	330 typical	100 typical	13 typical	24.4 typical			

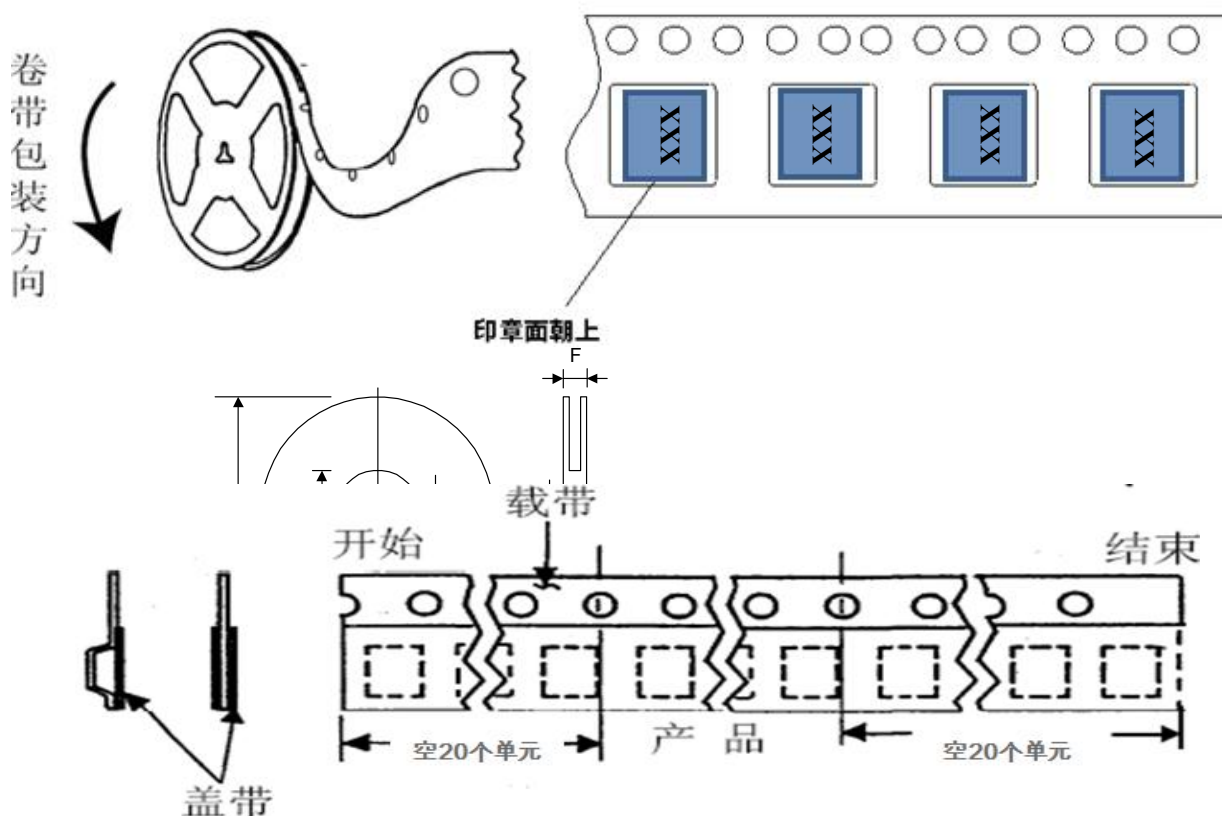
6.2 包装数量 Packing quantity

Series	卷盘 REEL (PCS)	纸盒 BOX (PCS)	纸箱 Carton (PCS) (Size: 35.5*35.5*21.5cm)
0420	3000	6000	18000
0520	3000	6000	18000
0530	2000	4000	12000
0620	2000	4000	12000
0630	1000	3000	9000
0650	1000	2000	6000
1040	1000	2000	6000
1050	800	1600	4800
1250	500	1000	3000
1260/1265	500	1000	3000

6.3 包装标准 package standard

6.3.1 每个卷轴开始包装前至少要包装 20 个空单元。产品包装结束后还要继续包装至少 20 个空单元。

6.3.2 每个内盒装两个卷轴，每个外箱装三个内盒。



7. 推荐使用的焊接曲线 Recommended soldering profile

本产品建议使用回流焊接法。

Applicable soldering process to the products is reflow soldering.

7.1 焊接材料 Soldering Materials

①焊料: Sn-3.0Ag-0.5Cu

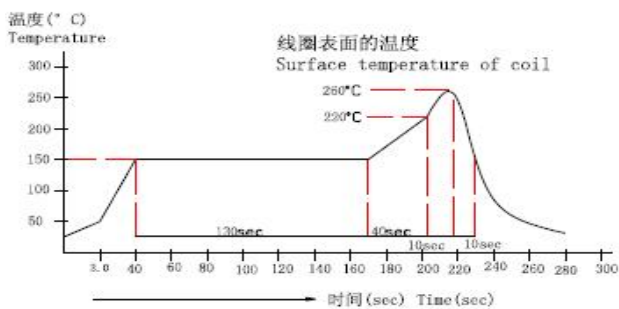
Solder: Sn-3.0Ag-0.5Cu

②助焊剂: 使用松香基助焊剂, 禁止使用卤化物含量超过 0.2wt% 的强酸性助焊剂和水溶性助焊剂。

Flux: Use rosin-based flux, but not strongly acidic flux (with chlorine exceeding 0.2 wt%).

Do not use water-soluble flux.

7.2 焊接曲线 Soldering Profile



8. 验收规则 Inspection Rules

1 产品的验收按 GB/T2828.1-2003 规定进行, 其检查水平: 外观、尺寸, II, AQL=0.4; LOA, L30DC, S-4, AQL=0.15。

The inspection must be performed per GB/T2828.1-2003, with its examination level: Appearance and dimensions, II, AQL=0.4; LOA and L30DC, S-4, AQL: 0.15;

2 客户在收到磁芯产品后一个月内须验收完毕, 并将验收结果书面通知供货方, 否则视为已验收合格。 Inspection will be completed and inspection result will be feedback to WTRL in written within one month after cores are received from WTRL or it will be considered approved by customer.

9. 贮存方法 Storage Methods

9.1 存储期限 Storage Period

为保证端子电极的焊接特性和包装材料处于良好状态, 请于本公司发货后 6 个月内使用本产品。同时, 由于端子电极的焊接特性会随时间发生变化, 如果贮存时间超过 6 个月, 请首先确认其焊接特性后再安装使用。

To maintain the solderability of terminal electrodes and to keep the packing material in good condition, product should be used within 6 months from the time of delivery. And the solderability of products electrodes may decrease as time passes, so in case



东莞市振宝佳电子有限公司

of storage over 6 months, solderability shall be checked before actual usage.

9.2 存储条件 Storage Conditions

①存放货物的仓库应满足以下条件:

温度: $-10 \sim +40^{\circ}\text{C}$ 相对湿度: 30~70%RH

Store products in a warehouse in compliance with the following condition:

Temperature: -10 to $+40^{\circ}\text{C}$ Humidity: 30~70%RH

②不要使产品遭受温度和湿度的快速变化。

Do not subject products to rapid changes in temperature and humidity.

③不要将产品存放在化学环境中,如硫酸气体或碱性气体中,否则会降低电极端子的焊接特性和使电感器腐蚀。

Do not store the products in chemical atmosphere such as one containing sulfurous acid gas or alkaline gas, that will causes poor solderability and corrosion of inductors.

④不要以散包装的形式存放产品以防止电感器间的相互碰撞造成磁芯破裂或断线。

Do not store products in bulk packaging to prevent collision among inductors which causes core chipping and wire breakage.

⑤为了避免受潮气、灰尘等物质的影响,产品应保管于货架上。

Store products on pallets to protect from humidity, dust, etc.

⑥产品应避免热冲击、振动以及直接光照等等。

Avoid heat shock, vibration, direct sunlight, etc.

10. 说明 NOTE

10.1 本承认书的数据更改需经双方确认,任何一方单独修改无效。

Any revision to the specification Approval must be confirmed by both the supplier and the customer, otherwise the revision is invalid.

10.2 当本公司的产品使用在一般电子设备以外的领域时,对于此所引发的设备失效我司将不承担任何法律责任。

In case of using the product for the purpose other than general electronics devices, we shall not be held liable for any dysfunctions in or damage to the equipment with which the product is used.

10.3 本承认书只保证我司产品作为一个单体时的质量情况,当我司产品被安装到贵公司产品上时,请贵司对使用在贵司电路上的产品情况进行了有效评价和确认。

Our specification limits the quality of the component as a single unit. Please ensure the component is thoroughly evaluated in your application circuit.

10.4 本承认书在客户收到 7 天之内,必须签章返回,逾期视为默认。

The specification Approval should be sent back to the supplier with customer's chop on it within 7 days after receiving it, or we will take it as approved by customer.

X-ON Electronics

Largest Supplier of Electrical and Electronic Components

Click to view similar products for [Fixed Inductors](#) category:

Click to view products by [DMBJ](#) manufacturer:

Other Similar products are found below :

[CR32NP-100KC](#) [CR54NP-470LC](#) [70F224AI](#) [MGDQ4-00004-P](#) [MHQ1005P10NJ](#) [MHQ1005P1N0S](#) [MHQ1005P2N4S](#) [MHQ1005P3N6S](#)
[MHQ1005P5N1S](#) [MHQ1005P8N2J](#) [PE-53601NL](#) [PE-53602NL](#) [PG0936.113NLT](#) [9220-20](#) [9310-16](#) [PM06-2N7](#) [PM06-39NJ](#) [A01TK](#)
[1206CS-471XJ](#) [HC2-R47-R](#) [HC8-1R2-R](#) [HCF1305-3R3-R](#) [1206CS-151XG](#) [RCH664NP-140L](#) [RCH664NP-4R7M](#) [RCP1317NP-391L](#)
[RCR110DNP-331L](#) [DH2280-4R7M](#) [DS1608C-106](#) [B10TJ](#) [B82498B3101J000](#) [ELJ-RE27NJF2](#) [1812CS-153XJ](#) [1812CS-183XJ](#) [1812CS-](#)
[223XJ](#) [1812LS-104XJ](#) [1812LS-105XJ](#) [1812LS-124XJ](#) [1812LS-154XJ](#) [1812LS-223XJ](#) [1812LS-224XJ](#) [1812LS-563XJ](#) [1812LS-683XJ](#)
[1812LS-824XJ](#) [NIN-FB101JTR110F](#) [NIN-FB471JTR62F](#) [NIN-FC1R5JTR220F](#) [NIN-HCR15JTRF](#) [NIN-HCR33JTRF](#) [NIN-HDR22JTRF](#)