

产品规格书

PRODUCT SPECIFICATION

客户名称

CUSTOMER

产品系列

PNLS 系列片式功率电感器

PRODUCT SERIES

PNLS SERIES CHIP POWER INDUCTOR

规格型号

PRODUCT TYPE

客户型号规格

CUSTOMER'S PRODUCT TYPE

| 研发 | 品质 | 业务 | 批准 |
|----|----|----|----|
| | | | |

备注 REMARK:

客户回签 CUSTOMER APPROVAL

| | | |
|--|--|--|
| | | |
|--|--|--|

变更履历 Change list

| 序号 NO. | 修改日期 DATE | 修改内容 CHANGE CONTENT | 版本号 Version NO. |
|-----------|--------------|------------------------|--------------------|
| 1 | 2014.7.16 | 初版 First edition | A1 |
| 2 | 2019.12.10 | 更新联系方式 Update contact | A2 |

1 用途 APPLICATIONS

广泛应用于智能手机，机顶盒，VR，AR，笔记本电脑，PC 电脑，服务器，游戏机，导航仪，多媒体设备等。

Smart phone, set top box, VR, AR, Notebooks, desktop computers, servers, Portable gaming devices, personal navigation systems, personal multimedia devices.

2 特点 FEATURES

饱和电流大

large saturation current

磁心金属化处理，抗冲击耐疲劳

Metallization on ferrite core results in excellent shock resistance and damage-free durability

闭合磁路设计减少漏磁通和电磁干扰

Closed magnetic circuit design reduces leakage flux and Electro Magnetic Interference (EMI)

直流电阻小、功耗小，体积小、占用 PCB 空间小

Low DCR decreases power loss, small and slim take up less PCB real estates.

3 产品编码 PRODUCT IDENTIFICATION

PNLS 252010 - R47 M

① ② ③ ④

| | |
|---|---|
| ① | Type: Wire Wound Chip Inductor |
| ② | External Dimensions (L×W) (mm): 2.0×1.6 |
| ③ | Nominal Inductance: R10, 0.1μH; 1R0, 1.0μH; 100, 10μH |
| ④ | Inductance Tolerance: K, ±10%; M, ±20%; N, ±30% |

4 外形及尺寸 SHAPE AND DIMENSIONS

Fig.1

Unit: mm



Fig.2



Fig.3



| Type | A | B | C(max) | D(max) | E(max) | SHAPE |
|------------|---------|----------|--------|--------|--------|-------|
| PNLS252010 | 2.5±0.3 | 2.0±0.35 | 1.05 | 2.1 | 0.85 | Fig.1 |
| PNLS252012 | 2.5±0.3 | 2.0±0.35 | 1.25 | 2.0 | 0.85 | Fig.1 |
| PNLS3010 | 3.0±0.3 | 3.0±0.35 | 1.20 | 2.5 | 0.85 | Fig.1 |
| PNLS3012 | 3.0±0.3 | 3.0±0.35 | 1.30 | 2.8 | 0.90 | Fig.2 |
| PNLS3015 | 3.0±0.3 | 3.0±0.35 | 1.50 | 2.6 | 0.90 | Fig.2 |
| PNLS4010 | 4.0±0.3 | 4.0±0.35 | 1.15 | 3.5 | 1.30 | Fig.2 |
| PNLS4012 | 4.0±0.3 | 4.0±0.35 | 1.35 | 3.5 | 1.30 | Fig.2 |
| PNLS4018 | 4.0±0.3 | 4.0±0.35 | 1.80 | 3.5 | 1.30 | Fig.2 |
| PNLS4020 | 4.0±0.3 | 4.0±0.35 | 2.10 | 3.5 | 1.30 | Fig.2 |
| PNLS4026 | 4.0±0.3 | 4.0±0.35 | 2.80 | 3.5 | 1.30 | Fig.2 |
| PNLS4030 | 4.0±0.3 | 4.0±0.35 | 3.00 | 3.5 | 1.30 | Fig.2 |
| PNLS5012 | 5.0±0.3 | 5.0±0.35 | 1.30 | 4.0 | 1.50 | Fig.2 |
| PNLS5020 | 5.0±0.3 | 5.0±0.35 | 2.00 | 4.0 | 1.50 | Fig.2 |
| PNLS5040 | 5.0±0.3 | 5.0±0.35 | 4.00 | 4.0 | 1.50 | Fig.2 |
| PNLS5045 | 5.0±0.3 | 5.0±0.35 | 4.50 | 4.0 | 1.50 | Fig.2 |
| PNLS6012 | 6.0±0.3 | 6.0±0.35 | 1.30 | 5.0 | 1.65 | Fig.3 |
| PNLS6020 | 6.0±0.3 | 6.0±0.35 | 2.00 | 5.0 | 1.65 | Fig.2 |
| PNLS6030 | 6.0±0.3 | 6.0±0.35 | 3.00 | 5.0 | 1.85 | Fig.3 |
| PNLS6045 | 6.0±0.3 | 6.0±0.35 | 4.50 | 5.0 | 1.65 | Fig.3 |
| PNLS6050 | 6.0±0.3 | 6.0±0.35 | 5.30 | 5.0 | 1.65 | Fig.3 |
| PNLS6060 | 6.0±0.3 | 6.0±0.35 | 6.30 | 5.0 | 1.65 | Fig.3 |
| PNLS8040 | 8.0±0.3 | 8.0±0.35 | 4.20 | 6.3 | 2.45 | Fig.3 |

5 特性参数 SPECIFICATIONS

详见附录 A。Please refer to Appendix A.

工作温度范围 Operating temperature range: $-40^{\circ}\text{C} \sim +85^{\circ}\text{C}$

储存温度范围 Storage temperature range: $-10 \sim +70^{\circ}\text{C}$, 70% RH.

6 测试及可靠性 TESTING AND RELIABILITY

6.1 测试环境条件 Test Conditions

一般按照以下环境条件测试（有特殊要求的除外），：

Unless otherwise specified, the standard atmospheric conditions for measurement/test as:

a. 温度 Ambient Temperature: $20 \pm 15^{\circ}\text{C}$

b. 湿度 Relative Humidity: $65 \pm 20\%$

c. 大气压 Air Pressure: 86 kPa to 106 kPa

如果对测试结果有疑义，可以按照以下条件复测：

If any doubt on the results, measurements/tests should be made within the following limits:

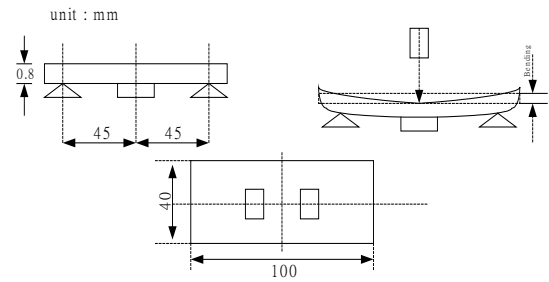
a. 温度 Ambient Temperature: $20 \pm 2^{\circ}\text{C}$

b. 湿度 Relative Humidity: $65 \pm 5\%$

c. 大气压 Air Pressure: 86kPa to 106 kPa

6.2 测试及可靠性 Testing and reliability

| 测试与可靠性 Testing and reliability | 测试方法与要求 Test Methods and Remarks |
|-------------------------------------|--|
| 直流电阻 RDC | a. 标准值参考第 5 章节附录 A。Refer to Item 5 Appendix A. b. 测试仪器：高精度电阻表 HP4338B 或等效仪器。Test equipment (Analyzer): High Accuracy Milliohmmeter-HP4338B or equivalent. |
| 电感量 Inductance (Z) | a. 标准值参考第 5 章节附录 A。Refer to Item 5 Appendix A. b. 测试仪器：高精度射频阻抗分析仪 Anglient E4991A+HP16192A 或等效仪器。 Test equipment: High Accuracy RF Inductance /Material Analyzer -Anglient E4991A+ HP16192A or equivalent. c. 测试信号 Test signal: -40dBm or 100mV. d. 测试频率参考第 5 章节。Test frequency refers to Item 5. |
| 品质因数 Q | c. a. 标准值参考第 5 章节附录 A。Refer to Item 5 Appendix A. b. 测试仪器：高精度射频阻抗分析仪 Anglient E4991A+HP16192A 或等效仪器。 Test equipment: High Accuracy RF Inductance /Material Analyzer -Anglient E4991A+ HP16192A or equivalent. c. 测试信号 Test signal: -40dBm or 100mV. d. 测试频率参考第 5 章节。Test frequency refers to Item 5. |
| 额定电流 Rated Current (Ir) | d. a. 标准值参考第 5 章节附录 A。Refer to Item 5 Appendix A. b. 测试仪器：HP6632B 直流电源，数字点温计或等效仪器。 Test equipment: HP6632B system DC power supply, digital surface thermometer or equivalent. c. 电感量下降 $\Delta L/L \times 100\% \leq 30\%$ 。 $\Delta L/L \times 100\% \leq 30\%$. |
| 可焊性 SOLDER - ABILITY | 至少 95% 的焊接面完全被焊锡连续覆盖。95% min. coverage of all metabolised area. 焊锡温度 Solder temp. : $240 \pm 5^{\circ}\text{C}$ 浸入时间 Immersion time : 3 ± 1 sec 焊锡 Solder : Sn-3Ag-0.5Cu |
| 耐焊性 RESISTANCE TO SOLDER HEAT | 无可见损伤。电特性和机械特性满足产品规范或检验标准要求。No visible damage. Electrical characteristics and mechanical characteristics shall be satisfied. 焊锡温度 Solder Temp. : $265 \pm 3^{\circ}\text{C}$ |

| | |
|---|--|
| | <p>浸入时间 Immersion time : 6 ± 1 sec 预热 Preheating : 100 °C to 150°C, 1 minute. 在室温下放置 24 ± 2 小时后测试检查。 Measurement to be made after keeping at room temp for 24 ± 2 hrs. 焊锡 Solder : Sn-3Ag-0.5Cu</p> |
| <p>弯曲 Bend</p> | <p>试验后无破损现象，电感量应在$\pm 20\%$以内，直流电阻应符合标准/规范要求。 Without deformation cases, Inductance shall be satisfied $\pm 20\%$, DC resistance shall be satisfied. 将产品焊接在试验板上，如图所示在试验板中间位置施加压力，使得试验板中心点向下弯曲2mm，保持10秒。After soldering a chip to a test substrate, bend the substrate by 2mm hold for 10s and then return. Soldering shall be done in accordance with the recommended PC board pattern and reflow soldering.</p>  |
| <p>振动 Vibration</p> | <p>a. 试验要求 Performance specification 1) 外观 Appearance: 无可见机械损伤 no mechanical damage 2) 电感量变化应在$\pm 20\%$以内 Inductance shall be with $\pm 20\%$ of the initial value b. 试验条件 Test condition 1) 波形 Waveform: 正弦波 Sine wave 2) 频率 Frequency: 10~55~10 Hz 3) 持续时间 Sweep time: 1min 4) Amplitude: 1.5mm(peak-peak) 5. Direction: X, Y, Z (3 axes) 6. Duration: 2 hrs./axis, total 6 hrs.</p> |
| <p>温度冲击 Temperature shock</p> | <p>a. 试验要求 Performance specification 1) 外观 Appearance: 无可见机械损伤 no mechanical damage 2) 电感量变化应在$\pm 20\%$以内 Inductance shall be with $\pm 20\%$ of the initial value b. 试验条件 Test condition 1) 温度 Temperature : -40 °C保持30分钟。 -40 °C 2) 周期 Cycle: 5次。 5 cycles. 3) 检查 Measurement: 试验后至少在室温条件下放置24小时以上。 After placing at room ambient temperature for 24 hours minimum.</p> |
| <p>湿热负载 HUMIDITY RESISTANCE</p> | <p>a. 试验要求 Performance specification 1) 外观 Appearance: 无可见机械损伤 no mechanical damage 2) 电感量变化应在$\pm 20\%$以内 Inductance shall be with $\pm 20\%$ of the initial value b. 试验条件 Test condition 1) 湿度 Humidity: 90 to 95 % RH 2) 温度 Temperature: 60 ± 2 °C 3) 加载电流 Applied current: 额定直流电流 Rated current 4) 试验时间 Testing time: 1000 (+48,0) hours 5) 检查 Measurement: 试验后至少在室温条件下放置24小时以上。 After placing at room ambient temperature for 24 hours minimum.</p> |
| <p>高温负载 HIGH TEMPERATURE RESISTANCE</p> | <p>a. 试验要求 Performance specification 1) 外观 Appearance: 无可见机械损伤 no mechanical damage 2) 电感量变化应在$\pm 20\%$以内 Inductance shall be with $\pm 20\%$ of the initial value b. 试验条件 Test condition 1) 温度 Temperature: +85 °C± 2°C 2) 加载电流 Applied current: 额定直流电流 Rated current 3) 试验时间 Testing time: 1000 (+48,0) hours 4) 检查 Measurement: 试验后至少在室温条件下放置24小时以上。 After placing at room ambient temperature for 24 hours minimum.</p> |
| <p>低温储存</p> | <p>a. 试验要求 Performance specification</p> |

| | |
|-------------------------------------|---|
| <p>LOW TEMPERATURE STORAGE LIFE</p> | <p>1) 外观 Appearance: 无可见机械损伤 no mechanical damage. 2) 电感量变化应在±20%以内 Inductance shall be with ±20 % of the initial value. b. 试验条件 Test condition 1. 温度 Temperature: -40 °C±2 2. 试验时间 Testing time: 1000 (+48,0) hours 3. 检查 Measurement: 试验后至少在室温条件下放置 24 小时以上。After placing for 24 hours minimum at room ambient temperature.</p> |
| <p>端头强度 TERMINAL STRENGTH</p> | <p>无破损现象。Without deformation cases. 电感量变化应在±20%以内。Inductance shall be satisfied ± 20%. 直流电阻应满足标准要求。DC resistance shall be satisfied. 焊接在 PCB 上的产品应持续成熟 10N 推力共 10 秒, 0603[0201]产品推力为 2N。Solder chip on PCB and applied 10N(1.02Kgf) for 10 sec. 0603[0201] chip applied 2N.</p>  |
| <p>跌落 Drop</p> | <p>试验后产品应无失效现象。Products shall be no failure after test. 产品跌落在混凝土地面或钢板上。It shall be dropped on concrete or steel board. 试验方法: 自由落下。Method : free fall. 高度 Height : 100cm. 产品跌落方向: 3 个方向。Attitude from which the product is dropped : 3 direction. 总次数: 每个方向 3 次 (共 9 次)。The number of times : 3 times for each direction (Total 9 times).</p> |
| <p>盐雾 Salt mist</p> | <p>a. 试验要求 Performance specification 1) 外观 Appearance: 无可见机械损伤 no mechanical damage. 2) 电感量变化应在±20%以内 Inductance shall be with ±20 % of the initial value. b. 试验条件 Test condition 1) 盐溶液溶度 Concentration of salt solution: (5±0.1) %. 2) PH: 6.5-7.2 3) 时间 Time: 48±2h</p> |

7 包装及储存 Packaging, Storage

7.1 包装 Packaging

(1) 载带尺寸 Tape Dimensions(Unit: mm)



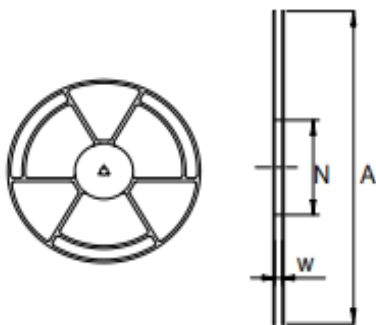
| Type | W | A | B | D | P | Kmax | Tmax | Quantity(pcs/reel) |
|------------|----|------|------|-----|-----|------|------|--------------------|
| PNLS252010 | 8 | 2.45 | 2.75 | 3.5 | 4.0 | 1.25 | 0.28 | 2000 |
| PNLS252012 | 8 | 2.45 | 2.75 | 3.5 | 4.0 | 1.60 | 0.28 | 2000 |
| PNLS3010 | 8 | 3.3 | 3.3 | 3.5 | 4.0 | 1.45 | 0.28 | 2000 |
| PNLS3012 | 8 | 3.3 | 3.3 | 3.5 | 4.0 | 1.60 | 0.28 | 2000 |
| PNLS3015 | 8 | 3.3 | 3.3 | 3.5 | 4.0 | 1.90 | 0.28 | 2000 |
| PNLS4010 | 12 | 4.3 | 4.3 | 5.5 | 8.0 | 1.45 | 0.35 | 5000 |

| | | | | | | | | |
|----------|----|-----|-----|-----|------|------|------|------|
| PNLS4012 | 12 | 4.3 | 4.3 | 5.5 | 8.0 | 1.60 | 0.35 | 4500 |
| PNLS4018 | 12 | 4.3 | 4.3 | 5.5 | 8.0 | 2.10 | 0.35 | 3000 |
| PNLS4020 | 12 | 4.3 | 4.3 | 5.5 | 8.0 | 2.45 | 0.40 | 3000 |
| PNLS4026 | 12 | 4.3 | 4.3 | 5.5 | 8.0 | 2.85 | 0.35 | 2500 |
| PNLS4030 | 12 | 4.3 | 4.3 | 5.5 | 8.0 | 3.25 | 0.40 | 2000 |
| PNLS5012 | 12 | 5.3 | 5.3 | 5.5 | 8.0 | 1.45 | 0.35 | 4500 |
| PNLS5020 | 12 | 5.3 | 5.3 | 5.5 | 8.0 | 2.20 | 0.35 | 2500 |
| PNLS5040 | 12 | 5.3 | 5.3 | 5.5 | 8.0 | 4.25 | 0.40 | 2500 |
| PNLS5045 | 12 | 5.3 | 5.3 | 5.5 | 8.0 | 4.45 | 0.40 | 2500 |
| PNLS6012 | 16 | 6.3 | 6.3 | 7.5 | 8.0 | 1.50 | 0.40 | 2500 |
| PNLS6020 | 16 | 6.3 | 6.3 | 7.5 | 8.0 | 2.50 | 0.40 | 2500 |
| PNLS6030 | 16 | 6.3 | 6.3 | 7.5 | 8.0 | 3.40 | 0.40 | 2000 |
| PNLS6045 | 16 | 6.3 | 6.3 | 7.5 | 8.0 | 4.70 | 0.40 | 1500 |
| PNLS6050 | 16 | 6.3 | 6.3 | 7.5 | 8.0 | 5.20 | 0.40 | 1500 |
| PNLS6060 | 16 | 6.3 | 6.3 | 7.5 | 8.0 | 6.50 | 0.40 | 1500 |
| PNLS8040 | 16 | 8.4 | 8.4 | 7.5 | 12.0 | 4.50 | 0.50 | 1000 |

(2) 载带 Tape

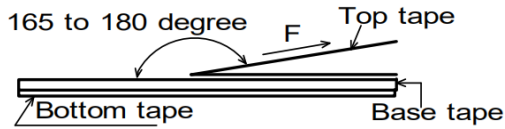


(3) 卷盘 REEL



| 型号 Type | A | N | W |
|--|-------|-------|----------|
| PNLS252010\PNLS252012\ PNLS3010\PNLS3012\PNLS3015 | 178±2 | 60±2 | 12±0.2 |
| PNLS40\PNLS50\PNLS60\PNLS80 | 330±2 | 100±2 | 12.4±0.2 |

(4) 剥离力 PEELING OFF FORCE



| | |
|------------------------------|--------------------------|
| 剥离速度 Speed of peeling off | 300mm/s |
| 剥离力 Peeling off force | 0.1N to 1N(10g to 100g). |

(5) 包装 Packaging

- a. 卷盘和干燥剂一同放入尼龙或塑料袋中。Reel and a bag of desiccant shall be packed in Nylon or plastic bag.
- b. 每个内盒中最多装 2 个上述袋子。Maximum of 2 bags shall be packaged in a inner box.
- c. 每个外箱中最多装 8 个内盒。Maximum of 8 inner box shall be packaged in a outer box.

7.2 储存 Storage

7.2.1 不得暴露在高温高湿环境下储存，否则导致产品外电极和焊接性恶化变差。建议包装好的产品储存在低于 40 °C 小于 70% RH 条件下。The solderability of the external electrode may be deteriorated if packages are stored where they are exposed to high humidity. Packages must be stored at 40 °C RH less and 70

7.2.2 不得暴露在灰尘或腐蚀性气体（如氯化氢，亚硫酸气体或硫化氢等）环境下储存，否则会导致产品外电极和焊接性恶化变差。The solderability of the external electrode may be deteriorated if packages are stored where they are exposed to dust or harmful gas (hydrogen chloride, sulfurous acid gas or hydrogen sulfide).

7.2.3 如果暴露在阳光直射或加热环境下储存，会导致包装材料变形。Packaging material may be deformed if packages are stored where they are exposed to heat or direct sunlight.

7.2.4 采用聚乙烯热封载带形式的最小包装，在使用之前不要拆开。如果拆开了，应尽快使用卷盘保护起来。Minimum packages, such as polyvinyl heat-seal packages shall not be opened until just before they are used. If opened, use the reels as soon as possible.

7.2.5 在符合 7.2.1 和 7.2.2 要求的环境下储存，从产品发货日期开始 6 个月内，产品的焊接性能够满足 7.2 规定的要求。Solderability specified in composite specification 7.2 shall be for 6 months from the date of delivery on condition that they are stored at the environment specified clause 8.2.1 & 8.2.2.

在产品使用之前，如果储存期超过 6 个月，则需要复检焊接性。For those parts which passed more than 6 months shall be checked solderability before it is used.

8 安装使用及注意事项

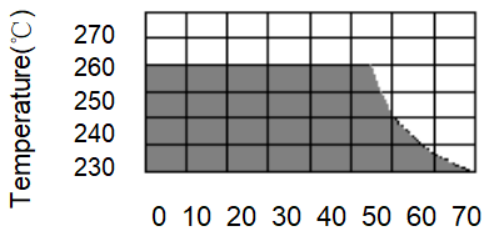
8.1 回流焊条件 Reflow soldering conditions

焊接之前产品应预热到 150 °C 焊接后应冷却到 100 °C Pre-heating should be in such a way that the temperature difference between solder and ferrite surface is limited to 150 °C max. Soldering should be in such a way that the temperature difference is limited to 100 °C max.

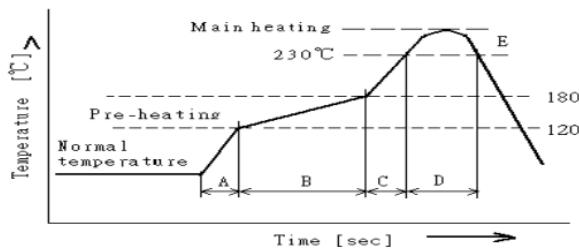
如果预热不充分，会导致产品质量恶化。Unenough pre-heating may cause cracks on the ferrite, resulting in the deterioration of product quality.

产品应当按照下述曲线焊接。Products should be soldered within the following allowable range indicated by the slanted line.

作业前，应对焊锡炉进行校准确认，保证能够符合焊接工艺条件。The excessive soldering conditions may cause the corrosion of the electrode, When soldering is repeated, allowable time is the accumulated time.



Temperature Profile



| | | | |
|-------------------|---------------------|------------|----------|
| A | Slope of temp. rise | ※ 1 to 5 | ※ °C/sec |
| B | Heat time | 50 to 150 | ※ sec |
| | Heat temperature | 120 to 180 | ※ °C |
| C | Slope of temp. rise | 1 to 5 | ※ °C/sec |
| D | Time over 230°C | 90~120 | ※ sec |
| E | Peak temperature | 255~260 | ※ °C |
| | Peak hold time | 10 max. | ※ sec |
| ※ No. of mounting | | 3 | ※ times |

8.2 返工 Reworking with soldering iron

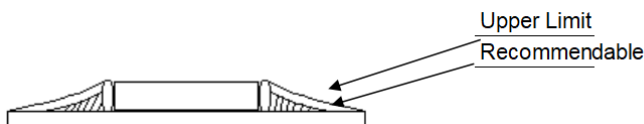
| | |
|-------------------------------|-----------------|
| 预热 Preheating | 150°C, 1 minute |
| 最高温度 Tip temperature | 280°C max |
| 焊接时间 Soldering time | 3seconds max. |
| 电烙铁输出功率 Soldering iron output | 30w max. |
| 电烙铁焊头尺寸 End of soldering iron | φ 3mm max. |

*返工仅限一次。Reworking should be limited to only one time.

注意 Note: 为了避免焊接高温冲击导致产品本体开裂，电烙铁焊头焊锡时应避免直接与产品接触。Do not directly touch the products with the tip of the soldering iron in order to prevent the crack on the ferrite material due to the thermal shock.

8.3 焊料量 Solder Volume

焊料使用时，不得超过如下所示的上限要求。Solder shall be used not to be exceed the upper limits as shown below.



随着焊料的增加，产品承受的机械应力也随之增加。过量的焊料所产生的机械应力，会导致产品出现机械或电气特性失效。Accordingly increasing the solder volume, the mechanical stress to product is also increased. Exceeding solder volume may cause the failure of mechanical or electrical performance.

附录 A 电气特性表
Appendix A Electrical Characteristics

PNLS252010 Series

| Part Number | Inductance | Max.DC resistance | Saturation Current |
|-----------------|--|-------------------|--------------------|
| Unit | $\mu\text{H}@1\text{MHz } 0.1\text{V}$ | m Ω | A |
| Symbol | L | DCR | Isat |
| PNLS252010-R33□ | 0.33 | 38 | 2.7 |
| PNLS252010-R47□ | 0.47 | 36 | 2.57 |
| PNLS252010-R68□ | 0.68 | 49 | 2.45 |
| PNLS252010-1R0□ | 1 | 66 | 2.05 |
| PNLS252010-1R5□ | 1.5 | 108 | 1.7 |
| PNLS252010-2R2□ | 2.2 | 145 | 1.55 |
| PNLS252010-3R3□ | 3.3 | 204 | 1.1 |
| PNLS252010-4R7□ | 4.7 | 300 | 0.95 |
| PNLS252010-6R8□ | 6.8 | 444 | 0.8 |
| PNLS252010-100□ | 10 | 564 | 0.65 |
| PNLS252010-150□ | 15 | 900 | 0.45 |
| PNLS252010-220□ | 22 | 1344 | 0.4 |

*请选用时注明公差 (J=±5%; K=±10%; M=±20%; N=±30%) Please specify the inductance tolerance code(J=±5%; K=±10%; M=±20%; N=±30%).

PNLS252012 Series

| Part Number | Inductance | Max.DC resistance | Saturation Current |
|-----------------|--|-------------------|--------------------|
| Unit | $\mu\text{H}@1\text{MHz } 0.1\text{V}$ | m Ω | A |
| Symbol | L | DCR | Isat |
| PNLS252012-R24□ | 0.24 | 32 | 4.05 |
| PNLS252012-R33□ | 0.33 | 42 | 4 |
| PNLS252012-R47□ | 0.47 | 42 | 3.6 |
| PNLS252012-R56□ | 0.56 | 42 | 3.3 |
| PNLS252012-R68□ | 0.68 | 55 | 2.7 |
| PNLS252012-1R0□ | 1 | 63.7 | 2.45 |
| PNLS252012-1R5□ | 1.5 | 84 | 2.05 |
| PNLS252012-2R2□ | 2.2 | 115.2 | 1.9 |
| PNLS252012-3R3□ | 3.3 | 156 | 1.5 |
| PNLS252012-4R7□ | 4.7 | 228.8 | 1.35 |
| PNLS252012-6R8□ | 6.8 | 325 | 1 |
| PNLS252012-100□ | 10 | 492 | 0.75 |
| PNLS252012-150□ | 15 | 648 | 0.56 |

| | | | |
|-----------------|----|------|-----|
| PNLS252012-180□ | 18 | 1000 | 0.5 |
| PNLS252012-220□ | 22 | 1020 | 0.5 |

*请选用时注明公差 (J=±5%; K=±10%; M=±20%; N=±30%) Please specify the inductance tolerance code(J=±5%; K=±10%; M=±20%; N=±30%).

PNLS3010 Series

| Part Number | Inductance | Max.DC resistance | Saturation Current |
|---------------|-----------------|-------------------|--------------------|
| Unit | μH@100KHz 0.25V | mΩ | A |
| Symbol | L | DCR | Isat |
| PNLS3010-1R0□ | 1 | 85 | 1.4 |
| PNLS3010-1R5□ | 1.5 | 104 | 1.27 |
| PNLS3010-2R2□ | 2.2 | 143 | 1.15 |
| PNLS3010-3R3□ | 3.3 | 189 | 0.97 |
| PNLS3010-4R7□ | 4.7 | 293 | 0.75 |
| PNLS3010-6R8□ | 6.8 | 397 | 0.55 |
| PNLS3010-100□ | 10 | 520 | 0.55 |
| PNLS3010-150□ | 15 | 850 | 0.42 |
| PNLS3010-220□ | 22 | 1300 | 0.35 |
| PNLS3010-330□ | 33 | 2050 | 0.29 |
| PNLS3010-470□ | 47 | 2535 | 0.22 |

*请选用时注明公差 (J=±5%; K=±10%; M=±20%; N=±30%) Please specify the inductance tolerance code(J=±5%; K=±10%; M=±20%; N=±30%).

PNLS3012 Series

| Part Number | Inductance | Max.DC resistance | Saturation Current |
|---------------|-----------------|-------------------|--------------------|
| Unit | μH@100KHz 0.25V | mΩ | A |
| Symbol | L | DCR | Isat |
| PNLS3012-R22□ | 0.22 | 30 | 5.3 |
| PNLS3012-R82□ | 0.82 | 50 | 2.05 |
| PNLS3012-1R0□ | 1 | 60 | 1.87 |
| PNLS3012-1R2□ | 1.2 | 72 | 1.8 |
| PNLS3012-1R5□ | 1.5 | 75 | 1.62 |
| PNLS3012-1R8□ | 1.8 | 98 | 1.3 |
| PNLS3012-2R2□ | 2.2 | 105 | 1.2 |
| PNLS3012-2R4□ | 2.4 | 110 | 1.15 |
| PNLS3012-2R7□ | 2.7 | 110 | 1.14 |
| PNLS3012-3R3□ | 3.3 | 130 | 1.05 |
| PNLS3012-3R6□ | 3.6 | 156 | 1.05 |
| PNLS3012-3R9□ | 3.9 | 156 | 1 |

| | | | |
|---------------|-----|------|------|
| PNLS3012-4R7□ | 4.7 | 156 | 0.9 |
| PNLS3012-5R6□ | 5.6 | 226 | 0.8 |
| PNLS3012-6R8□ | 6.8 | 247 | 0.75 |
| PNLS3012-100□ | 10 | 345 | 0.6 |
| PNLS3012-120□ | 12 | 480 | 0.48 |
| PNLS3012-150□ | 15 | 492 | 0.45 |
| PNLS3012-180□ | 18 | 709 | 0.43 |
| PNLS3012-220□ | 22 | 839 | 0.42 |
| PNLS3012-270□ | 27 | 1131 | 0.35 |
| PNLS3012-330□ | 33 | 1138 | 0.36 |
| PNLS3012-360□ | 36 | 1235 | 0.34 |
| PNLS3012-390□ | 39 | 1729 | 0.3 |
| PNLS3012-470□ | 47 | 1885 | 0.27 |
| PNLS3012-560□ | 56 | 1950 | 0.26 |
| PNLS3012-680□ | 68 | 2171 | 0.24 |
| PNLS3012-820□ | 82 | 3302 | 0.17 |
| PNLS3012-101□ | 100 | 3718 | 0.21 |

*请选用时注明公差 (J=±5%; K=±10%; M=±20%; N=±30%) Please specify the inductance tolerance code(J=±5%; K=±10%; M=±20%; N=±30%).

PNLS3015 Series

| Part Number | Inductance | Max.DC resistance | Saturation Current |
|---------------|-----------------|-------------------|--------------------|
| Unit | μH@100KHz 0.25V | mΩ | A |
| Symbol | L | DCR | Isat |
| PNLS3015-1R0□ | 1 | 30±30% | 2.32 |
| PNLS3015-1R2□ | 1.2 | 40±30% | 2.3 |
| PNLS3015-1R5□ | 1.5 | 50±30% | 2.3 |
| PNLS3015-2R2□ | 2.2 | 60±30% | 1.6 |
| PNLS3015-3R3□ | 3.3 | 80±30% | 1.32 |
| PNLS3015-4R7□ | 4.7 | 125±30% | 1.1 |
| PNLS3015-6R8□ | 6.8 | 200±30% | 0.85 |
| PNLS3015-100□ | 10 | 250±30% | 0.72 |
| PNLS3015-120□ | 12 | 320±30% | 0.66 |
| PNLS3015-150□ | 15 | 350±30% | 0.66 |
| PNLS3015-220□ | 22 | 460±30% | 0.52 |
| PNLS3015-470□ | 47 | 1250±30% | 0.32 |

*请选用时注明公差 (J=±5%; K=±10%; M=±20%; N=±30%) Please specify the inductance tolerance code(J=±5%; K=±10%; M=±20%; N=±30%).

PNLS4010 Series

| Part Number | Inductance | Max.DC resistance | Saturation Current |
|---------------|---|-------------------|--------------------|
| Unit | $\mu\text{H}@100\text{KHz } 0.25\text{V}$ | m Ω | A |
| Symbol | L | DCR | Isat |
| PNLS4010-1R0□ | 1 | 92 | 2.2 |
| PNLS4010-2R2□ | 2.2 | 152 | 1.6 |
| PNLS4010-3R3□ | 3.3 | 206 | 1.4 |
| PNLS4010-4R7□ | 4.7 | 286 | 1.1 |
| PNLS4010-6R8□ | 6.8 | 378 | 1 |
| PNLS4010-8R2□ | 8.2 | 436 | 0.85 |
| PNLS4010-100□ | 10 | 480 | 0.8 |
| PNLS4010-220□ | 22 | 1430 | 0.5 |
| PNLS4010-470□ | 47 | 2389 | 0.23 |

*请选用时注明公差 (J=±5%; K=±10%; M=±20%; N=±30%) Please specify the inductance tolerance code(J=±5%; K=±10%; M=±20%; N=±30%).

PNLS4012 Series

| Part Number | Inductance | Max.DC resistance | Saturation Current |
|---------------|---|-------------------|--------------------|
| Unit | $\mu\text{H}@100\text{KHz } 0.25\text{V}$ | m Ω | A |
| Symbol | L | DCR | Isat |
| PNLS4012-1R0□ | 1 | 65 | 2.61 |
| PNLS4012-1R5□ | 1.5 | 85 | 2.1 |
| PNLS4012-2R2□ | 2.2 | 104 | 1.76 |
| PNLS4012-3R3□ | 3.3 | 147 | 1.25 |
| PNLS4012-4R7□ | 4.7 | 163 | 1.15 |
| PNLS4012-6R8□ | 6.8 | 260 | 0.95 |
| PNLS4012-100□ | 10 | 345 | 0.8 |
| PNLS4012-150□ | 15 | 442 | 0.56 |
| PNLS4012-220□ | 22 | 611 | 0.54 |
| PNLS4012-330□ | 33 | 1053 | 0.42 |
| PNLS4012-470□ | 47 | 1430 | 0.35 |
| PNLS4012-680□ | 68 | 1950 | 0.3 |

*请选用时注明公差 (J=±5%; K=±10%; M=±20%; N=±30%) Please specify the inductance tolerance code(J=±5%; K=±10%; M=±20%; N=±30%).

PNLS4018 Series

| Part Number | Inductance | Max.DC resistance | Saturation Current |
|-------------|---|-------------------|--------------------|
| Unit | $\mu\text{H}@100\text{KHz } 0.25\text{V}$ | m Ω | A |

| Symbol | L | DCR | Isat |
|---------------|------|----------|------|
| PNLS4018-R56□ | 0.56 | 24 | 5.5 |
| PNLS4018-1R0□ | 1 | 25±30% | 4.5 |
| PNLS4018-1R2□ | 1.2 | 48 | 3.5 |
| PNLS4018-2R2□ | 2.2 | 45±30% | 2.7 |
| PNLS4018-3R3□ | 3.3 | 84 | 2.15 |
| PNLS4018-4R7□ | 4.7 | 90±30% | 2 |
| PNLS4018-5R6□ | 5.6 | 100±30% | 1.65 |
| PNLS4018-6R8□ | 6.8 | 110±30% | 1.6 |
| PNLS4018-100□ | 10 | 180±30% | 1.3 |
| PNLS4018-150□ | 15 | 250±30% | 0.95 |
| PNLS4018-220□ | 22 | 360±30% | 0.8 |
| PNLS4018-330□ | 33 | 530±30% | 0.65 |
| PNLS4018-470□ | 47 | 650±30% | 0.57 |
| PNLS4018-680□ | 68 | 1000±30% | 0.46 |
| PNLS4018-101□ | 100 | 1.5Ω±30% | 0.41 |
| PNLS4018-151□ | 150 | 2.4Ω±30% | 0.32 |
| PNLS4018-221□ | 220 | 4.8Ω | 0.28 |

*请选用时注明公差 (J=±5%; K=±10%; M=±20%; N=±30%) Please specify the inductance tolerance code(J=±5%; K=±10%; M=±20%; N=±30%).

PNLS4020 Series

| Part Number | Inductance | Max.DC resistance | Saturation Current |
|---------------|-----------------|-------------------|--------------------|
| Unit | μH@100KHz 0.25V | mΩ | A |
| Symbol | L | DCR | Isat |
| PNLS4020-1R0□ | 1 | 41.8 | 4.78 |
| PNLS4020-1R5□ | 1.5 | 50.6 | 4.45 |
| PNLS4020-2R2□ | 2.2 | 54.6 | 3.4 |
| PNLS4020-3R3□ | 3.3 | 95.8 | 3.2 |
| PNLS4020-4R7□ | 4.7 | 102.9 | 2.35 |
| PNLS4020-6R8□ | 6.8 | 171.2 | 2.15 |
| PNLS4020-100□ | 10 | 225 | 1.6 |
| PNLS4020-150□ | 15 | 314 | 1.35 |
| PNLS4020-220□ | 22 | 477 | 1.05 |
| PNLS4020-330□ | 33 | 750 | 0.85 |
| PNLS4020-470□ | 47 | 969 | 0.74 |
| PNLS4020-680□ | 68 | 1449 | 0.61 |
| PNLS4020-820□ | 82 | 1596 | 0.5 |

| | | | |
|---------------|-----|------|------|
| PNLS4020-101□ | 100 | 2210 | 0.46 |
|---------------|-----|------|------|

*请选用时注明公差 (J=±5%; K=±10%; M=±20%; N=±30%) Please specify the inductance tolerance code(J=±5%; K=±10%; M=±20%; N=±30%).

PNLS4026 Series

| Part Number | Inductance | Max.DC resistance | Saturation Current |
|---------------|-----------------|-------------------|--------------------|
| Unit | μH@100KHz 0.25V | mΩ | A |
| Symbol | L | DCR | Isat |
| PNLS4026-1R0□ | 1 | 45 | 3.3 |
| PNLS4026-2R2□ | 2.2 | 60 | 2.9 |
| PNLS4026-3R3□ | 3.3 | 88 | 2.5 |
| PNLS4026-4R7□ | 4.7 | 128 | 2.25 |
| PNLS4026-6R8□ | 6.8 | 145 | 1.9 |
| PNLS4026-8R2□ | 8.2 | 160 | 1.75 |
| PNLS4026-100□ | 10 | 180 | 1.65 |
| PNLS4026-150□ | 15 | 300 | 1.55 |
| PNLS4026-220□ | 22 | 330 | 1.4 |
| PNLS4026-330□ | 33 | 482 | 1.2 |
| PNLS4026-470□ | 47 | 950 | 1 |
| PNLS4026-680□ | 68 | 1300 | 0.8 |

*请选用时注明公差 (J=±5%; K=±10%; M=±20%; N=±30%) Please specify the inductance tolerance code(J=±5%; K=±10%; M=±20%; N=±30%).

PNLS4030 Series

| Part Number | Inductance | Max.DC resistance | Saturation Current |
|---------------|-----------------|-------------------|--------------------|
| Unit | μH@100KHz 0.25V | mΩ | A |
| Symbol | L | DCR | Isat |
| PNLS4030-1R0□ | 1 | 22±30% | 5 |
| PNLS4030-1R5□ | 1.5 | 32±30% | 4.8 |
| PNLS4030-2R2□ | 2.2 | 35±30% | 4.5 |
| PNLS4030-3R3□ | 3.3 | 50±30% | 3 |
| PNLS4030-4R7□ | 4.7 | 60±30% | 2.9 |
| PNLS4030-6R8□ | 6.8 | 100±30% | 2.2 |
| PNLS4030-100□ | 10 | 120±30% | 2 |
| PNLS4030-150□ | 15 | 200±30% | 1.7 |
| PNLS4030-220□ | 22 | 225±30% | 1.3 |
| PNLS4030-330□ | 33 | 360±30% | 1.1 |
| PNLS4030-470□ | 47 | 460±30% | 0.98 |
| PNLS4030-560□ | 56 | 534±30% | 0.88 |

| | | | |
|---------------|-----|-----------|------|
| PNLS4030-680□ | 68 | 836±30% | 0.77 |
| PNLS4030-101□ | 100 | 1.11Ω±30% | 0.7 |
| PNLS4030-151□ | 150 | 1.4Ω±30% | 0.5 |
| PNLS4030-221□ | 220 | 3.5Ω±30% | 0.33 |

*请选用时注明公差 (J=±5%; K=±10%; M=±20%; N=±30%) Please specify the inductance tolerance code(J=±5%; K=±10%; M=±20%; N=±30%).

PNLS5012 Series

| Part Number | Inductance | Max.DC resistance | Saturation Current |
|---------------|-----------------|-------------------|--------------------|
| Unit | μH@100KHz 0.25V | mΩ | A |
| Symbol | L | DCR | Isat |
| PNLS5012-1R0□ | 1 | 78 | 4 |
| PNLS5012-1R5□ | 1.5 | 85 | 3.2 |
| PNLS5012-2R2□ | 2.2 | 120 | 3.1 |
| PNLS5012-3R3□ | 3.3 | 200 | 2.2 |
| PNLS5012-4R7□ | 4.7 | 230 | 1.98 |
| PNLS5012-6R8□ | 6.8 | 390 | 1.5 |
| PNLS5012-100□ | 10 | 624 | 1.4 |
| PNLS5012-150□ | 15 | 804 | 1.2 |
| PNLS5012-220□ | 22 | 1300 | 1.1 |

*请选用时注明公差 (J=±5%; K=±10%; M=±20%; N=±30%) Please specify the inductance tolerance code(J=±5%; K=±10%; M=±20%; N=±30%).

PNLS5020 Series

| Part Number | Inductance | Max.DC resistance | Saturation Current |
|---------------|-----------------|-------------------|--------------------|
| Unit | μH@100KHz 0.25V | mΩ | A |
| Symbol | L | DCR | Isat |
| PNLS5020-1R0□ | 1 | 20±30% | 4.33 |
| PNLS5020-1R5□ | 1.5 | 26±30% | 4.1 |
| PNLS5020-2R2□ | 2.2 | 38±30% | 3.6 |
| PNLS5020-3R3□ | 3.3 | 45±30% | 3 |
| PNLS5020-4R7□ | 4.7 | 60±30% | 2.5 |
| PNLS5020-6R8□ | 6.8 | 83±30% | 2.05 |
| PNLS5020-100□ | 10 | 120±30% | 1.44 |
| PNLS5020-150□ | 15 | 180±30% | 1.4 |
| PNLS5020-220□ | 22 | 226±30% | 1.15 |
| PNLS5020-270□ | 27 | 300±30% | 1.05 |
| PNLS5020-330□ | 33 | 356±30% | 1 |
| PNLS5020-470□ | 47 | 505±30% | 0.82 |

| | | | |
|---------------|------|----------|------|
| PNLS5020-680□ | 68 | 640±30% | 0.59 |
| PNLS5020-101□ | 100 | 1021±30% | 0.55 |
| PNLS5020-221□ | 220 | 2200±30% | 0.28 |
| PNLS5020-102□ | 1000 | 14Ω±30% | 0.1 |

*请选用时注明公差 (J=±5%; K=±10%; M=±20%; N=±30%) Please specify the inductance tolerance code(J=±5%; K=±10%; M=±20%; N=±30%).

PNLS5040 Series

| Part Number | Inductance | Max.DC resistance | Saturation Current |
|---------------|-----------------|-------------------|--------------------|
| Unit | μH@100KHz 0.25V | mΩ | A |
| Symbol | L | DCR | Isat |
| PNLS5040-1R0□ | 1 | 18 | 7.35 |
| PNLS5040-1R5□ | 1.5 | 28 | 5 |
| PNLS5040-2R2□ | 2.2 | 20±30% | 4.9 |
| PNLS5040-3R3□ | 3.3 | 26±30% | 3.95 |
| PNLS5040-4R7□ | 4.7 | 32±30% | 3.5 |
| PNLS5040-6R8□ | 6.8 | 45±30% | 2.9 |
| PNLS5040-100□ | 10 | 60±30% | 2.3 |
| PNLS5040-150□ | 15 | 80±30% | 2 |
| PNLS5040-220□ | 22 | 130±30% | 1.6 |
| PNLS5040-270□ | 27 | 160±30% | 1.4 |
| PNLS5040-330□ | 33 | 180±30% | 1.3 |
| PNLS5040-470□ | 47 | 310±30% | 1.02 |
| PNLS5040-560□ | 56 | 340±30% | 1 |
| PNLS5040-680□ | 68 | 500±30% | 0.85 |
| PNLS5040-101□ | 100 | 560±30% | 0.66 |
| PNLS5040-221□ | 220 | 1.8Ω±30% | 0.4 |

*请选用时注明公差 (J=±5%; K=±10%; M=±20%; N=±30%) Please specify the inductance tolerance code(J=±5%; K=±10%; M=±20%; N=±30%).

PNLS5045 Series

| Part Number | Inductance | Max.DC resistance | Saturation Current |
|---------------|-----------------|-------------------|--------------------|
| Unit | μH@100KHz 0.25V | mΩ | A |
| Symbol | L | DCR | Isat |
| PNLS5045-1R0□ | 1 | 20 | 6 |
| PNLS5045-1R5□ | 1.5 | 21 | 5.8 |
| PNLS5045-2R2□ | 2.2 | 22 | 5 |
| PNLS5045-3R3□ | 3.3 | 29 | 4 |

| | | | |
|---------------|-----|------|------|
| PNLS5045-4R7□ | 4.7 | 34 | 3.3 |
| PNLS5045-220□ | 22 | 170 | 1.75 |
| PNLS5045-151□ | 150 | 1700 | 0.55 |
| PNLS5045-221□ | 220 | 1950 | 0.5 |
| PNLS5045-331□ | 330 | 2990 | 0.41 |
| PNLS5045-471□ | 470 | 4300 | 0.2 |

*请选用时注明公差 (J=±5%; K=±10%; M=±20%; N=±30%) Please specify the inductance tolerance code(J=±5%; K=±10%; M=±20%; N=±30%).

PNLS6012 Series

| Part Number | Inductance | Max.DC resistance | Saturation Current |
|---------------|-----------------|-------------------|--------------------|
| Unit | μH@100KHz 0.25V | mΩ | A |
| Symbol | L | DCR | Isat |
| PNLS6012-3R3□ | 3.3 | 130 | 1.65 |
| PNLS6012-6R8□ | 6.8 | 243 | 1.3 |
| PNLS6012-100□ | 10 | 270 | 1 |

*请选用时注明公差 (J=±5%; K=±10%; M=±20%; N=±30%) Please specify the inductance tolerance code(J=±5%; K=±10%; M=±20%; N=±30%).

PNLS6020 Series

| Part Number | Inductance | Max.DC resistance | Saturation Current |
|---------------|-----------------|-------------------|--------------------|
| Unit | μH@100KHz 0.25V | mΩ | A |
| Symbol | L | DCR | Isat |
| PNLS6020-1R0□ | 1 | 28 | 4.27 |
| PNLS6020-1R5□ | 1.5 | 35 | 4.2 |
| PNLS6020-2R2□ | 2.2 | 45 | 3.2 |
| PNLS6020-3R3□ | 3.3 | 46 | 3.15 |
| PNLS6020-4R7□ | 4.7 | 90 | 2.8 |
| PNLS6020-6R8□ | 6.8 | 140 | 2.2 |
| PNLS6020-100□ | 10 | 175 | 1.85 |
| PNLS6020-120□ | 12 | 190 | 1.7 |
| PNLS6020-150□ | 15 | 200 | 1.35 |
| PNLS6020-220□ | 22 | 280 | 1.29 |
| PNLS6020-330□ | 33 | 400 | 1 |
| PNLS6020-470□ | 47 | 650 | 0.9 |
| PNLS6020-680□ | 68 | 990 | 0.65 |
| PNLS6020-101□ | 100 | 1430 | 0.5 |

*请选用时注明公差 (J=±5%; K=±10%; M=±20%; N=±30%) Please specify the inductance tolerance code(J=±5%; K=±10%; M=±20%; N=±30%).

PNLS6028 Series

| Part Number | Inductance | Max.DC resistance | Saturation Current |
|---------------|---|-------------------|--------------------|
| Unit | $\mu\text{H}@100\text{KHz } 0.25\text{V}$ | $\text{m}\Omega$ | A |
| Symbol | L | DCR | Isat |
| PNLS6028-1R0□ | 1 | 20 | 5.75 |
| PNLS6028-1R5□ | 1.5 | 25 | 5.25 |
| PNLS6028-2R2□ | 2.2 | 28 | 5.1 |
| PNLS6028-3R3□ | 3.3 | 40 | 3.8 |
| PNLS6028-4R7□ | 4.7 | 45 | 3.7 |
| PNLS6028-5R6□ | 5.6 | 60 | 3.15 |
| PNLS6028-6R8□ | 6.8 | 65 | 3 |
| PNLS6028-100□ | 10 | 85 | 2.5 |
| PNLS6028-120□ | 12 | 96 | 2 |
| PNLS6028-150□ | 15 | 125 | 2 |
| PNLS6028-220□ | 22 | 185 | 1.45 |
| PNLS6028-270□ | 27 | 210 | 1.5 |
| PNLS6028-330□ | 33 | 260 | 1.2 |
| PNLS6028-470□ | 47 | 410 | 1.15 |
| PNLS6028-560□ | 56 | 420 | 0.85 |
| PNLS6028-680□ | 68 | 546 | 0.85 |
| PNLS6028-820□ | 82 | 680 | 0.8 |
| PNLS6028-101□ | 100 | 750 | 0.75 |
| PNLS6028-151□ | 150 | 860 | 0.5 |
| PNLS6028-331□ | 330 | 2400 | 0.27 |
| PNLS6028-471□ | 470 | 3500 | 0.23 |
| PNLS6028-102□ | 1000 | 7800 | 0.2 |

*请选用时注明公差 (J=±5%; K=±10%; M=±20%; N=±30%) Please specify the inductance tolerance code(J=±5%; K=±10%; M=±20%; N=±30%).

PNLS6045 Series

| Part Number | Inductance | Max.DC resistance | Saturation Current |
|---------------|---|-------------------|--------------------|
| Unit | $\mu\text{H}@100\text{KHz } 0.25\text{V}$ | $\text{m}\Omega$ | A |
| Symbol | L | DCR | Isat |
| PNLS6045-1R0□ | 1 | 12±30% | 12.2 |
| PNLS6045-1R5□ | 1.5 | 15±30% | 10.4 |
| PNLS6045-1R8□ | 1.8 | 17±30% | 9.6 |
| PNLS6045-2R2□ | 2.2 | 18.4±30% | 8.8 |
| PNLS6045-3R3□ | 3.3 | 24±30% | 7.5 |



| | | | |
|---------------|------|----------|------|
| PNLS6045-4R7□ | 4.7 | 31±30% | 6.7 |
| PNLS6045-5R6□ | 5.6 | 38±30% | 5.5 |
| PNLS6045-6R8□ | 6.8 | 43±30% | 5.3 |
| PNLS6045-8R2□ | 8.2 | 57±30% | 4.5 |
| PNLS6045-100□ | 10 | 57±30% | 4.5 |
| PNLS6045-120□ | 12 | 75±30% | 3.8 |
| PNLS6045-150□ | 15 | 80±30% | 3.4 |
| PNLS6045-180□ | 18 | 100±30% | 3.1 |
| PNLS6045-220□ | 22 | 125±30% | 3 |
| PNLS6045-330□ | 33 | 165±30% | 2.3 |
| PNLS6045-470□ | 47 | 245±30% | 1.9 |
| PNLS6045-680□ | 68 | 330±30% | 1.6 |
| PNLS6045-101□ | 100 | 500±30% | 1.3 |
| PNLS6045-151□ | 150 | 845±30% | 1.1 |
| PNLS6045-181□ | 180 | 1000±30% | 1 |
| PNLS6045-221□ | 220 | 1550±30% | 0.9 |
| PNLS6045-331□ | 330 | 2Ω±30% | 0.7 |
| PNLS6045-471□ | 470 | 3Ω±30% | 0.6 |
| PNLS6045-561□ | 560 | 3.6Ω±30% | 0.5 |
| PNLS6045-681□ | 680 | 3.8Ω±30% | 0.45 |
| PNLS6045-821□ | 820 | 5.8Ω±30% | 0.41 |
| PNLS6045-102□ | 1000 | 6.0Ω±30% | 0.4 |

*请选用时注明公差 (J=±5%; K=±10%; M=±20%; N=±30%) Please specify the inductance tolerance code(J=±5%; K=±10%; M=±20%; N=±30%).

PNLS6050 Series

| Part Number | Inductance | Max.DC resistance | Saturation Current |
|---------------|-----------------|-------------------|--------------------|
| Unit | μH@100KHz 0.25V | mΩ | A |
| Symbol | L | DCR | Isat |
| PNLS6050-2R2□ | 2.2 | 20 | 8.5 |
| PNLS6050-3R3□ | 3.3 | 26 | 7.2 |
| PNLS6050-4R7□ | 4.7 | 36 | 6.4 |
| PNLS6050-6R8□ | 6.8 | 46 | 5.2 |
| PNLS6050-100□ | 10 | 60 | 4.2 |
| PNLS6050-150□ | 15 | 90 | 3.3 |
| PNLS6050-220□ | 22 | 120 | 3.1 |
| PNLS6050-330□ | 33 | 175 | 2.2 |

*请选用时注明公差 (J=±5%; K=±10%; M=±20%; N=±30%) Please specify the inductance tolerance code(J=±5%; K=±10%; M=±20%; N=±30%).

PNLS6060 Series

| Part Number | Inductance | Max.DC resistance | Saturation Current |
|---------------|---|-------------------|--------------------|
| Unit | $\mu\text{H}@100\text{KHz } 0.25\text{V}$ | $\text{m}\Omega$ | A |
| Symbol | L | DCR | Isat |
| PNLS6060-1R0□ | 1 | 10 | 10 |
| PNLS6060-2R0□ | 2 | 20 | 8.8 |
| PNLS6060-2R2□ | 2.2 | 20 | 8.8 |
| PNLS6060-3R3□ | 3.3 | 25 | 7.5 |
| PNLS6060-4R7□ | 4.7 | 32.5 | 6.8 |
| PNLS6060-6R8□ | 6.8 | 40 | 5.9 |
| PNLS6060-100□ | 10 | 72 | 4.6 |
| PNLS6060-150□ | 15 | 97.5 | 3.8 |
| PNLS6060-220□ | 22 | 110.5 | 3.4 |
| PNLS6060-330□ | 33 | 156 | 2.8 |

*请选用时注明公差 (J=±5%; K=±10%; M=±20%; N=±30%) Please specify the inductance tolerance code(J=±5%; K=±10%; M=±20%; N=±30%).

PNLS8040 Series

| Part Number | Inductance | Max.DC resistance | Saturation Current |
|---------------|---|-------------------|--------------------|
| Unit | $\mu\text{H}@100\text{KHz } 0.25\text{V}$ | $\text{m}\Omega$ | A |
| Symbol | L | DCR | Isat |
| PNLS8040-1R0□ | 1 | 7.0±30% | 10.15 |
| PNLS8040-1R5□ | 1.5 | 10±30% | 8.15 |
| PNLS8040-2R2□ | 2.2 | 12±30% | 8 |
| PNLS8040-3R3□ | 3.3 | 17±30% | 6.5 |
| PNLS8040-4R7□ | 4.7 | 19±30% | 5.9 |
| PNLS8040-6R8□ | 6.8 | 24±30% | 4.95 |
| PNLS8040-100□ | 10 | 40±30% | 4.3 |
| PNLS8040-150□ | 15 | 61 | 2.95 |
| PNLS8040-220□ | 22 | 66±30% | 2.5 |
| PNLS8040-330□ | 33 | 110±30% | 2.07 |
| PNLS8040-470□ | 47 | 195 | 1.75 |
| PNLS8040-680□ | 68 | 196±30% | 1.45 |
| PNLS8040-101□ | 100 | 290±30% | 1.15 |
| PNLS8040-221□ | 220 | 600±30% | 0.85 |
| PNLS8040-331□ | 330 | 890±30% | 0.68 |
| PNLS8040-471□ | 470 | 1500±30% | 0.55 |
| PNLS8040-681□ | 680 | 2040±30% | 0.48 |

X-ON Electronics

Largest Supplier of Electrical and Electronic Components

Click to view similar products for [Fixed Inductors](#) category:

Click to view products by [DMBJ](#) manufacturer:

Other Similar products are found below :

[CR32NP-151KC](#) [CR32NP-180KC](#) [CR32NP-181KC](#) [CR32NP-1R5MC](#) [CR32NP-390KC](#) [CR32NP-3R9MC](#) [CR32NP-680KC](#) [CR32NP-820KC](#) [CR32NP-8R2MC](#) [CR43NP-390KC](#) [CR43NP-560KC](#) [CR43NP-680KC](#) [CR54NP-181KC](#) [CR54NP-470LC](#) [CR54NP-820KC](#) [CR54NP-8R5MC](#) [70F224AI](#) [MGDQ4-00004-P](#) [MHL1ECTTP18NJ](#) [MHQ1005P10NJ](#) [MHQ1005P1N0S](#) [MHQ1005P2N4S](#) [MHQ1005P3N6S](#) [MHQ1005P5N1S](#) [MHQ1005P8N2J](#) [PE-51506NL](#) [PE-53601NL](#) [PE-53602NL](#) [PE-53630NL](#) [PE-53824SNLT](#) [PE-92100NL](#) [PG0434.801NLT](#) [PG0936.113NLT](#) [9220-20](#) [9310-16](#) [PM06-2N7](#) [PM06-39NJ](#) [A01TK](#) [1206CS-471XJ](#) [HC2LP-R47-R](#) [HC2-R47-R](#) [HC3-2R2-R](#) [HCF1305-3R3-R](#) [1206CS-151XG](#) [RCH664NP-140L](#) [RCH664NP-4R7M](#) [RCH8011NP-221L](#) [RCP1317NP-332L](#) [RCP1317NP-391L](#) [RCR1010NP-470M](#)