

# DN3019KT

## DN3019KT N-Channel MOSFET

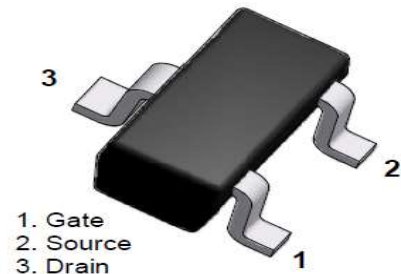
### General description

N-Channel MOSFET

### FEATURES

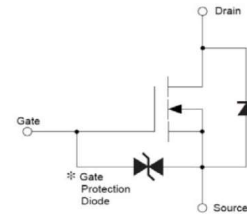
- Low On-resistance
- Fast Switching Speed
- Low Voltage Drive Makes This Device
- Ideal for Portable Equipment
- Easily Designed Drive Circuits
- Easy to Parallel
- RoHS Compliant & Green EMC
- Matte Tin(Sn) Lead Finish
- Weight: approx. 0.002g

### Green Product

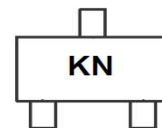


SOT-523

Electrical Symbol:



Device Marking Code:



**Absolute Maximum Ratings**  $T_A = 25^\circ\text{C}$  unless otherwise noted

Symbol	Parameter	Value	Units
$V_{DS}$	Drain-Source Voltage	30	V
$V_{GS}$	Continuous Gate-Source Voltage	$\pm 20\text{V}$	V
$I_D$	Continuous Drain Current	100	mA
$P_D$	Power Dissipation	150	mW
$R_{\theta JA}$	Thermal Resistance from Junction to Ambient	833	$^\circ\text{C}/\text{W}$
$T_{STG}$	Storage Temperature Range	-55 to +150	$^\circ\text{C}$
$T_J$	Operating Junction Temperature	+150	$^\circ\text{C}$

**Electrical Characteristics** (Ratings at  $25^\circ\text{C}$  ambient temperature unless otherwise specified).

### Off Characteristics

Symbol	Parameter	Test Condition	Limits			Unit
			Min	Typ	Max	
$BV_{DSS}$	Drain-Source Breakdown Voltage	$V_{GS}=0\text{V}, I_D=10\mu\text{A}$	30			Volts
$I_{GSS}$	Gate-Body Leakage	$V_{DS}=0\text{V}, V_{GS}=\pm 20\text{V}$			$\pm 1$	$\mu\text{A}$
$I_{DSS}$	Zero Gate Voltage Drain Current	$V_{DS}=30\text{V}, V_{GS}=0\text{V}$			1	$\mu\text{A}$

# DN3019KT

## On Characteristics

Symbol	Parameter	Test Condition	Limits			Unit
			Min	Typ	Max	
$V_{th(GS)}$	Gate-Threshold Voltage	$V_{DS}=3V, I_D=100\mu A$	0.8		1.5	Volts
$R_{DS(on)}$	Drain-Source On-Resistance	$V_{GS}=4V, I_D=10mA$			8	$\Omega$
		$V_{GS}=2.5V, I_D=1mA$			13	$\Omega$
$g_{fs}$	Forward Trans Conductance	$V_{DS}=3V, I_D=10mA$	20			ms
$V_{SD}$	Drain-Source Diode Forward Voltage	$I_S=115mA, V_{GS}=0V$			1.2	V

## Dynamic Characteristics

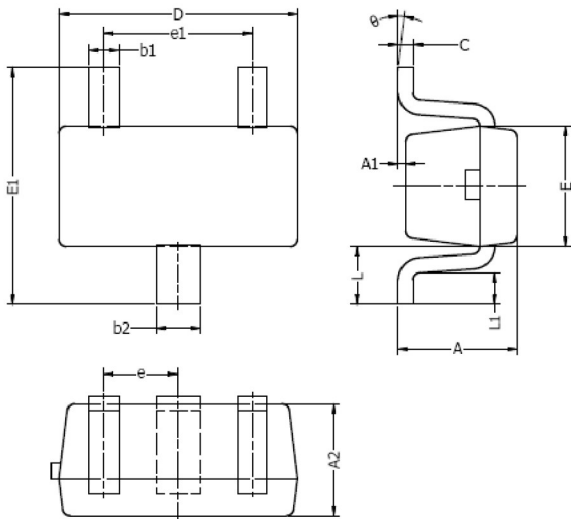
Symbol	Parameter	Test Condition	Limits			Unit
			Min	Typ	Max	
$C_{iss}$	Input Capacitance	$V_{DS}=5V$ $V_{GS}=0V$ $f=1.0MHz$		13		pF
$C_{oss}$	Output Capacitance			9		pF
$C_{rss}$	Reverse Transfer Capacitance			4		pF

## Switching Characteristics

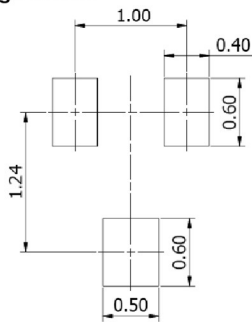
Symbol	Parameter	Test Condition	Limits			Unit
			Min	Typ	Max	
$t_{D(on)}$	Turn-on Time	$V_{DD}=5V, R_L=500\Omega,$		15		nS
$t_{D(off)}$	Turn-off Time	$I_D=10mA, V_{GS}=5V,$ $R_G=10\Omega$		80		nS

# DN3019KT

## SOT-523 Package Outline



### Typical Soldering Pattern:



DIM	MILLIMETERS		INCHES	
	MIN	MAX	MIN	MAX
A	0.70	0.90	0.028	0.035
A1	0.00	0.10	0.000	0.004
A2	0.70	0.80	0.028	0.031
b1	0.15	0.25	0.006	0.010
b2	0.25	0.35	0.010	0.014
c	0.10	0.20	0.004	0.008
D	1.50	1.70	0.059	0.067
E	0.70	0.90	0.028	0.035
E1	1.45	1.75	0.057	0.069
e	0.50 TYP.		0.020 TYP.	
e1	0.90	1.10	0.035	0.043
L	0.40 REF.		0.016 REF.	
L1	0.10	0.30	0.004	0.012
θ	0°	8°	0°	8°

### Note :

- 1.Above package outline conforms to JEITA EAIJ ED-7500A SC-75A.
- 2.Dimensions are exclusive of Burrs, Mold Flash & Tie Bar extrusions.

## **Important Notice and Disclaimer**

DOESHARE has used reasonable care in preparing the information included in this document, but DOESHARE does not warrant that such information is error free. DOESHARE assumes no liability whatsoever for any damages incurred by you resulting from errors in or omissions from the information included herein.

DOESHARE no warranty, representation or guarantee regarding the documents, circuits and products specification, DOESHARE reservation rights to make changes for any documents, products, circuits and specifications at any time without notice.

Purchasers are solely responsible for the choice, selection and use of the DOESHARE products and services described herein, and DOESHARE assumes no liability whatsoever relating to the choice, selection or use of the products and services described herein.

No license, express or implied, by implication or otherwise under any intellectual property rights of DOESHARE.

Resale of DOESHARE products with provisions different from the statements and/or technical features set forth in this document shall immediately void any warranty granted by DOESHARE for the DOESHARE product or service described herein and shall not create or extend in any manner whatsoever, any liability of DOESHARE.

## X-ON Electronics

Largest Supplier of Electrical and Electronic Components

*Click to view similar products for [MOSFET](#) category:*

*Click to view products by [Doeshare](#) manufacturer:*

Other Similar products are found below :

[614233C](#) [648584F](#) [IRFD120](#) [IRFF430](#) [JANTX2N5237](#) [2N7000](#) [FCA20N60\\_F109](#) [FDZ595PZ](#) [AOD464](#) [2SK2267\(Q\)](#) [2SK2545\(Q,T\)](#)  
[405094E](#) [423220D](#) [MIC4420CM-TR](#) [VN1206L](#) [614234A](#) [715780A](#) [SSM6J414TU,LF\(T](#) [751625C](#) [BSC884N03MS G](#) [BSF024N03LT3 G](#)  
[PSMN4R2-30MLD](#) [TK31J60W5,S1VQ\(O](#) [2SK2614\(TE16L1,Q\)](#) [DMN1017UCP3-7](#) [EFC2J004NUZTDG](#) [FCAB21350L1](#) [P85W28HP2F-](#)  
[7071](#) [DMN1053UCP4-7](#) [NTE2384](#) [NTE2969](#) [NTE6400A](#) [DMN2080UCB4-7](#) [DMN61D9UWQ-13](#) [US6M2GTR](#) [DMN31D5UDJ-7](#)  
[SSM6P54TU,LF](#) [DMP22D4UFO-7B](#) [IPS60R3K4CEAKMA1](#) [DMN1006UCA6-7](#) [DMN16M9UCA6-7](#) [STF5N65M6](#) [STU5N65M6](#)  
[C3M0021120D](#) [DMN13M9UCA6-7](#) [BSS340NWH6327XTSA1](#) [MCM3400A-TP](#) [DMTH10H4M6SPS-13](#) [IRF40SC240ARMA1](#)  
[IPS60R1K0PFD7SAKMA1](#)