

S9012 PNP Transistors

General description

SOT-23 Plastic-Encapsulate Transistors

SOT-23

FEATURES

- Complementary to S9013
- Power Dissipation of 300mW
- High Stability and High Reliability

MECHANICAL DATA

- SOT-23 Small Outline Plastic Package
- Epoxy UL: 94V-0
- Mounting Position: Any

1. BASE
2. EMITTER
3. COLLECTOR



Marking: 2T1

Maximum Ratings & Thermal Characteristics T_A = 25°C unless otherwise noted

Characteristic	Symbol	Rating	Unit
Collector-Base voltage	V _{CBO}	-40	Vdc
Collector-Emitter Voltage	V _{CEO}	-30	Vdc
Emitter-Base voltage	V _{EBO}	-5.0	Vdc
Collector Current-Continuous	I _C	-500	mAdc
Base-Current	I _B	-50	mAdc
Collector Power Dissipation	P _C	300	mW
Junction Temperature	T _j	150	°C
Storage Temperature Range	T _{stg}	-55 ~ 150	°C

S9012



Electrical Characteristics

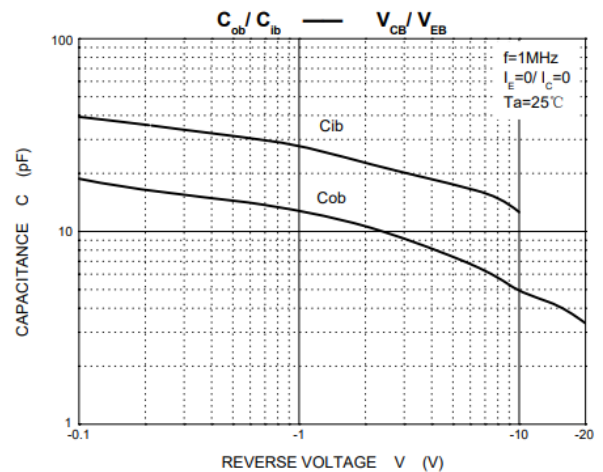
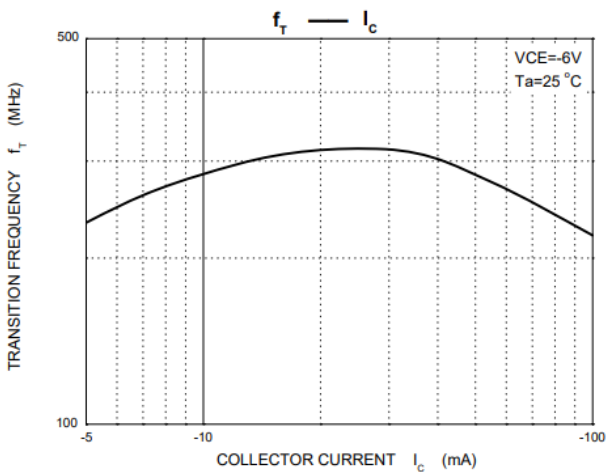
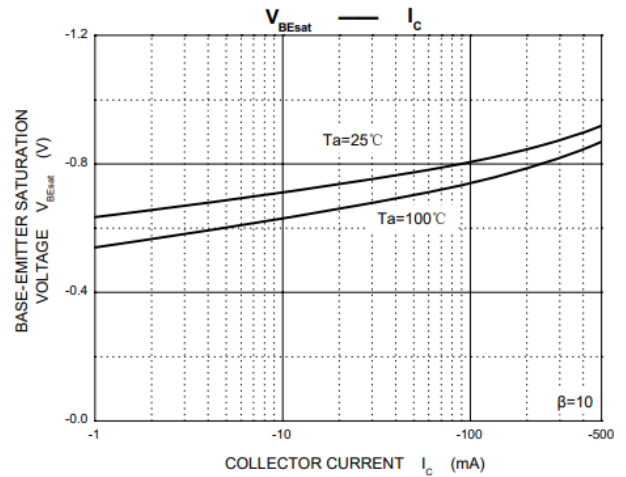
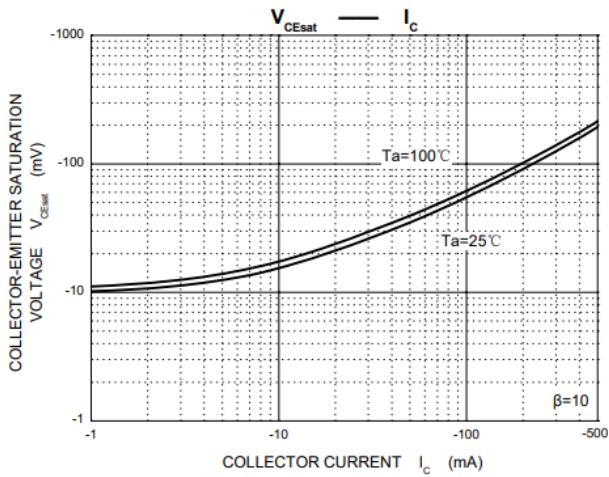
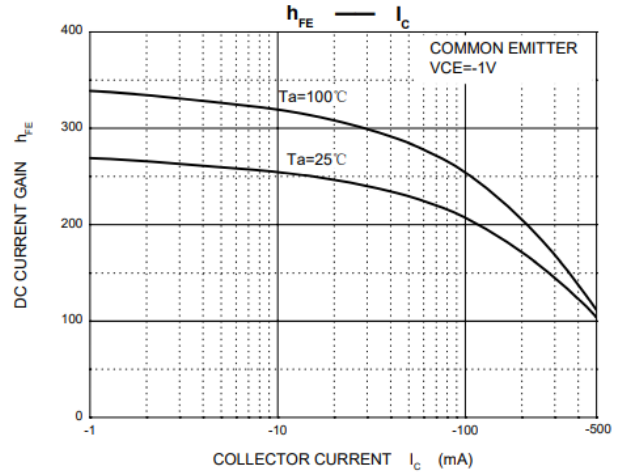
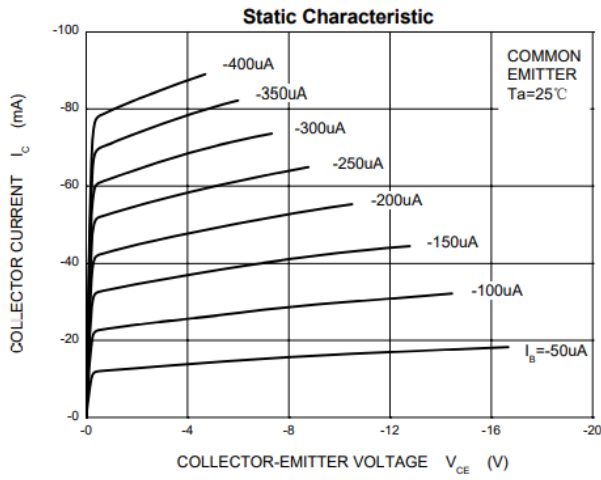
$T_A = 25^\circ\text{C}$ unless otherwise noted

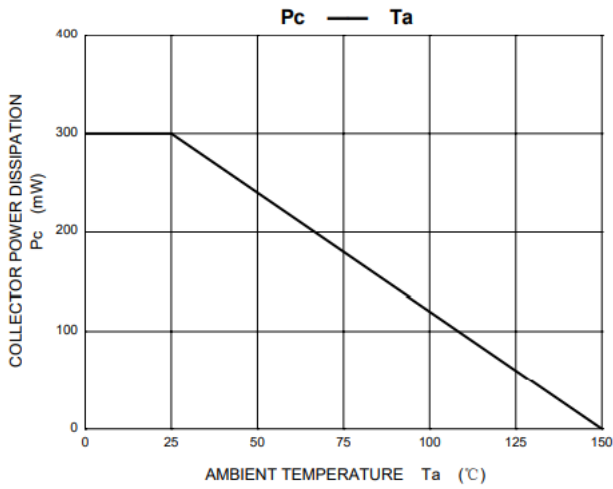
Characteristic	Symbol	Test Condition	Min	TYP	Max	Unit
Collector Cutoff Current	I_{CBO}	$V_{CB} = -35\text{V}, I_E = 0$	—	—	-0.1	μA
Emitter Cutoff Current	I_{EBO}	$V_{EB} = -5\text{V}, I_C = 0$	—	—	-0.1	μA
Collect-Base Breakdown Voltage	$V_{(BR)CBO}$	$I_C = -100\mu\text{A}$	-40	—	—	V
Collect-Base Breakdown Voltage	$V_{(BR)CEO}$	$I_C = -1.0\text{mA}$	-30	—	—	V
Emitter-Base Breakdown Voltage	$V_{(BR)EBO}$	$I_E = -100\mu\text{A}$	-5	—	—	V
DC Current Gain	$h_{FE(1)}$	$V_{CE} = -1\text{V}, I_C = -100\text{mA}$	70	—	400	—
	$h_{FE(2)}$	$V_{CE} = -6\text{V}, I_C = -400\text{mA}$	25	—	—	
Collector-Emitter Saturation Voltage	$V_{CE(sat)}$	$I_C = -500\text{mA}, I_B = -50\text{mA}$	—	—	-0.6	V
Base-Emitter Saturation Voltage	V_{BE}	$V_{CE} = -1\text{V}, I_C = -100\text{mA}$	—	-0.8	-1.0	V
Transition Frequency	f_T	$V_{CE} = -6\text{V}, I_C = -20\text{mA}$	150	300	—	MHz
Collector Output Capacitance	C_{ob}	$V_{CB} = -6\text{V}, I_E = 0, f = 1\text{MHz}$	—	7.0	10	pF

CLASSIFICATION OF $h_{FE(1)}$

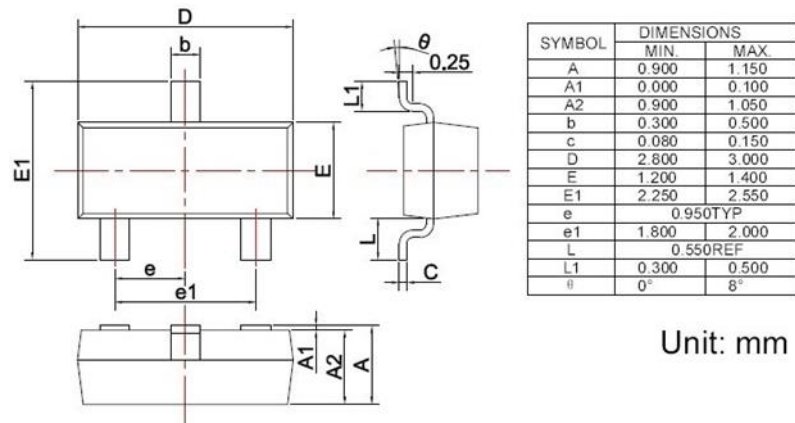
RANK	L	H	J
RANGE	120-200	200-350	300-400

Typical characteristics

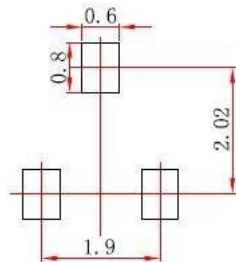




SOT-23 PACKAGE OUTLINE Plastic surface mounted package



Recommended land dimensions for SOT-23 diode. Electrode patterns for PCBs



- Note:
1. Controlling dimension: In millimeters.
 2. General tolerance: ± 0.05 mm.
 3. The pad layout is for reference purposes only.

Important Notice and Disclaimer

DOESHARE has used reasonable care in preparing the information included in this document, but DOESHARE does not warrant that such information is error free. DOESHARE assumes no liability whatsoever for any damages incurred by you resulting from errors in or omissions from the information included herein.

DOESHARE no warranty, representation or guarantee regarding the documents, circuits and products specification, DOESHARE reservation rights to make changes for any documents, products, circuits and specifications at any time without notice.

Purchasers are solely responsible for the choice, selection and use of the DOESHARE products and services described herein, and DOESHARE assumes no liability whatsoever relating to the choice, selection or use of the products and services described herein.

No license, express or implied, by implication or otherwise under any intellectual property rights of DOESHARE.

Resale of DOESHARE products with provisions different from the statements and/or technical features set forth in this document shall immediately void any warranty granted by DOESHARE for the DOESHARE product or service described herein and shall not create or extend in any manner whatsoever, any liability of DOESHARE.

X-ON Electronics

Largest Supplier of Electrical and Electronic Components

Click to view similar products for [Bipolar Transistors - BJT category](#):

Click to view products by [Doeshare manufacturer](#):

Other Similar products are found below :

[619691C](#) [MCH4017-TL-H](#) [MMBT-2369-TR](#) [BC546/116](#) [BC557/116](#) [BSW67A](#) [NJVMJD148T4G](#) [NTE123AP-10](#) [NTE153MCP](#) [NTE16](#)
[NTE195A](#) [NTE92](#) [C4460](#) [2N4401-A](#) [2N6728](#) [2SA1419T-TD-H](#) [2SA2126-E](#) [2SB1204S-TL-E](#) [2SC2712S-GR,LF](#) [2SC5488A-TL-H](#)
[2SD2150T100R](#) [SP000011176](#) [2N2907A](#) [2N3904-NS](#) [2N5769](#) [2SC2412KT146S](#) [2SD1816S-TL-E](#) [CPH6501-TL-E](#) [MCH4021-TL-E](#)
[MJE340](#) [US6T6TR](#) [NJL0281DG](#) [732314D](#) [CPH3121-TL-E](#) [CPH6021-TL-H](#) [873787E](#) [IMZ2AT108](#) [UMX21NTR](#) [MCH6102-TL-E](#)
[NJL0302DG](#) [2N3583](#) [30A02MH-TL-E](#) [TN6717A](#) [NSV40301MZ4T1G](#) [NTE13](#) [NTE26](#) [NTE282](#) [NTE323](#) [NTE350](#) [NTE81](#)