


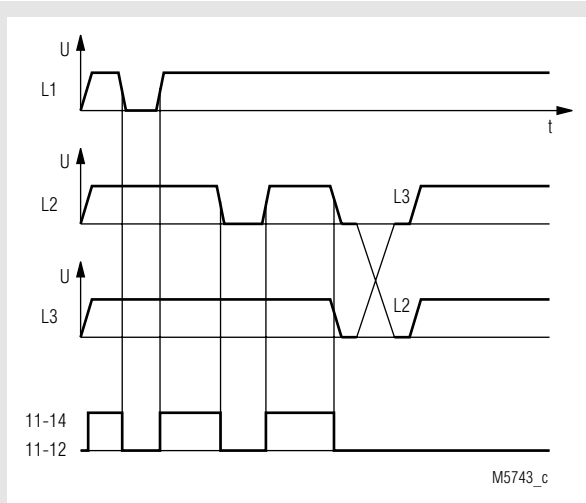
Phase sequence relay BA 9041, AI 941 N varimeter

0225 150



- According to IEC 255, EN 60 255, VDE 0435 part 303
- Detection of wrong phase sequence
- 1 or 2 changeover contacts
- Width 45 mm

Function diagram



Approvals and marking



Application

Monitoring three-phase mains for incorrect phase sequence

Function

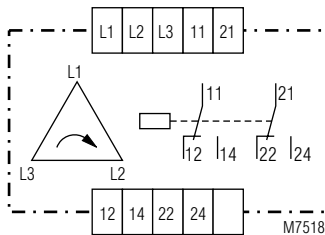
The phase sequence relays BA 9041 and AI 941N monitor the right order of the phases in a 3-phase system. When all 3 phases are connected to the device and the phase sequence is correct the output contacts are activated, 11-14 and 21-24 close and a green LED comes on.

When the voltage in one phase drops below 60 % of the nominal voltage the relay is deenergised. If a load feeds back a voltage that is higher than 60 % U_N the fault is not detected. To avoid this problem an asymmetry relay BA 9040 should be used.

In systems with commutation peaks (thyristor controlled drives) the device can falsely detect a phase failure.

In this case it is helpful to know as much as possible about the actual conditions in the system.

Circuit diagram



BA 9041, AI 941 N.002

Technical data

Input

Nominal voltage U_N:	3 AC 190, 230, 400, 415, 440, 500 V
Voltage range:	0,8 ... 1,1 U_N
Nominal frequency of U_N:	50 Hz (60 Hz on request)
Frequency range:	± 5 %
Nominal consumption:	< 3,5 VA

Output

Contacts

AI 941 N.001:	1 changeover contact	
AI 941 N.002, BA 9041:	2 changeover contacts	
Operate-/release delay:	< 100 / < 50 ms	
Thermal current I_{th}:	5 A	
Switching capacity		
to AC 15		
NO contact:	3 A / AC 230 V	EN 60 947-5-1
NC contact:	1 A / AC 230 V	EN 60 947-5-1
Electrical life		EN 60 947-5-1
to AC 15 at 3 A, AC 230 V:	2,5 x 10 ⁵ switching cycles	
Short-circuit strength		
max. fuse rating:	4 A gL	EN 60 947-5-1
Mechanical life:	50 x 10 ⁶ switching cycles	

Technical data

General data

Operating mode:	Continuous operation	
Temperature range:	- 20 ... + 60°C	
Clearance and creepage distances		
overvoltage category / contamination level:	4 kV / 2	IEC 60 664-1
EMC		
Electrostatic discharge:	8 kV (air)	EN 61 000-4-2
HF irradiation:	10 V/m	EN 61 000-4-3
Fast transients:	2 kV	EN 61 000-4-4
Surge voltages between wires for power supply:	1 kV	EN 61 000-4-5
between wire and ground:	2 kV	EN 61 000-4-5
Interference suppression:	Limit value class B	EN 55 011
Degree of protection:	Housing: IP 40	EN 60 529
	Terminals: IP 20	EN 60 529
Housing:	Thermoplastic with V0 behaviour according to UL subject 94	
Vibration resistance:	Amplitude 0,35 mm, frequency 10 ... 55 Hz, EN 60 068-2-6	
Climate resistance:	20 / 060 / 04 EN 60 068-1	
Terminal designation:	EN 50 005	
Wire connection:	2 x 2,5 mm ² solid or 2 x 1,5 mm ² stranded wire with sleeve DIN 46 228-1/-2/-3/-4	
Wire fixing:	Flat terminals with self-lifting clamping piece EN 60 999	
Screw mounting:	AI 941 N: 35 x 50 mm and 35 x 60 mm	
Mounting:	DIN rail EN 50 022	
Weight:	BA 9041: 310 g	
	AI 941 N: 300 g	

Dimensions

Width x height x depth

BA 9041:	45 x 74 x 124 mm
AI 941 N:	45 x 77 x 127 mm

Standard types

BA 9041 AC 400 V 50 Hz		
Article number:	0041732	stock item
• Output:	2 changeover contacts	
• Nominal voltage U_N :	AC 400 V	
• Width:	45 mm	
AI 941N.001 AC 400 V 50 Hz		
Article number:	0040771	stock item
• Output:	1 changeover contact	
• Nominal voltage U_N :	AC 400 V	
• Width:	45 mm	

Variant

AI 941 N. ___ /03:	Nominal frequency 50 ... 60 Hz, phase failure cannot be detected with this unit
--------------------	---

Ordering example for Variants

BA 9041 AC 400 V 50 Hz				
				Nominal frequency
				Nominal voltage
				Type
AI 941 N .001 / _ _ AC 400 V 50 Hz				
				Nominal frequency
				Nominal voltage
				Variant, if required
				Contacts
				Type

X-ON Electronics

Largest Supplier of Electrical and Electronic Components

Click to view similar products for [dold & soehne](#) manufacturer:

Other Similar products are found below :

[IK 9179.11 3AC 50/60HZ 400V](#) [BD 5935.48 DC 24V](#) [BD 5936.17 AC 50/60HZ 230V](#) [BD 9080.12 3 AC 400V UH AC 230V](#) [IK 8701.12 AC 50HZ 230V](#) [BA 9043/001 3AC 50/60HZ 400V](#) [KU4087.0031867](#)