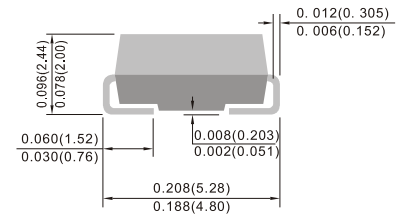
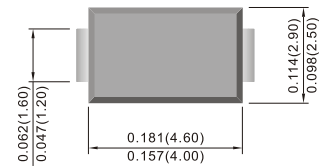


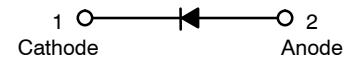
## ■ Features

- Glass passivated chip junction
- Ideal for automated placement
- Low forward voltage drop
- High surge current capability
- Compliant to RoHS Directive 2011/65/EU and in accordance to WEEE 2002/96/EC
- Halogen-free according to IEC 61249-2-21 definition

## DO-214AC (SMA)



Unit : inch(mm)



## ■ MECHANICAL DATA

- Package: DO-214AC (SMA)
- Terminals: Matte tin plated leads, solderable per JESD22-B102 Meet JESD 201 class 2 whisker test
- Polarity: Indicated by cathode band

## ■ Maximum Ratings (Ta=25°C Unless otherwise specified)

PARAMETER	SYMBOL	1N4001	1N4002	1N4003	1N4004	1N4005	1N4006	1N4007	UNIT
Maximum repetitive peak reverse voltage	$V_{RRM}$	50	100	200	400	600	800	1000	V
Maximum RMS voltage	$V_{RMS}$	35	70	140	280	420	560	700	V
Maximum DC blocking voltage	$V_{DC}$	50	100	200	400	600	800	1000	V
Maximum average forward rectified current	$I_{F(AV)}$	1							A
Peak forward surge current, 8.3 ms single half sine-wave superimposed on rated load	$I_{FSM}$	30							A
Maximum instantaneous forward voltage@1A (Note 1)	$V_F$	1.1							V
Maximum reverse current @ rated $V_R$ $T_J=25^\circ\text{C}$ $T_J=125^\circ\text{C}$	$I_R$	1 50							$\mu\text{A}$
Typical reverse recovery time (Note 2)	$t_{rr}$	1.5							$\mu\text{s}$
Typical junction capacitance (Note 3)	$C_J$	12							pF
Non-repetitive peak reverse avalanche energy at 25°C, $I_{AS}=1\text{A}$ , $L=10\text{mH}$	$E_{RSM}$	5							mJ
Typical thermal resistance	$R_{\theta JL}$ $R_{\theta JA}$	27 75					30 85		$^\circ\text{C/W}$
Operating junction temperature range	$T_J$	- 55 to +175							$^\circ\text{C}$
Storage temperature range	$T_{STG}$	- 55 to +175							$^\circ\text{C}$

Note 1: Pulse test with  $PW=300\mu\text{s}$ , 1% duty cycle

Note 2: Reverse Recovery Test Conditions:  $I_F=0.5\text{A}$ ,  $I_R=1.0\text{A}$ ,  $I_{RR}=0.25\text{A}$

Note 3: Measured at 1 MHz and Applied Reverse Voltage of 4.0V D.C.

■ RATINGS AND CHARACTERISTICS CURVES ( $T_A=25^\circ\text{C}$  unless otherwise noted)

FIG.1 FORWARD CURRENT DERATING CURVE

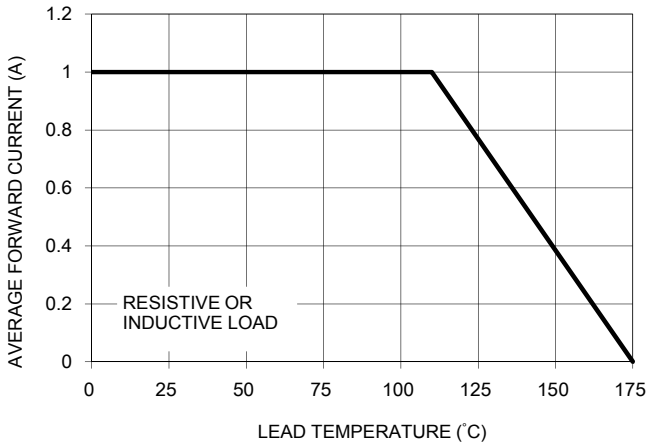


FIG. 2 TYPICAL REVERSE CHARACTERISTICS

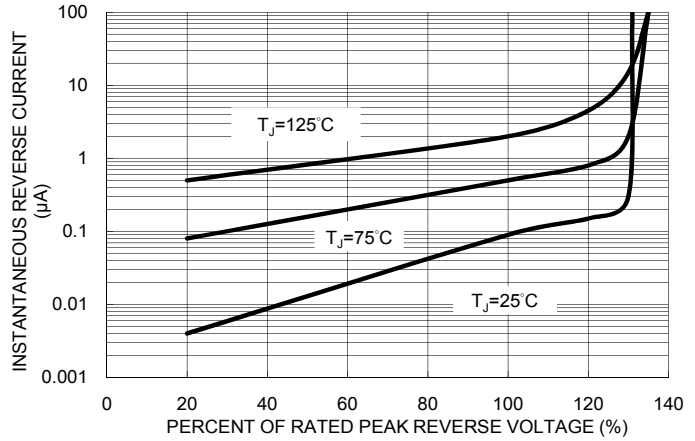


FIG. 3 MAXIMUM NON-REPETITIVE FORWARD SURGE CURRENT

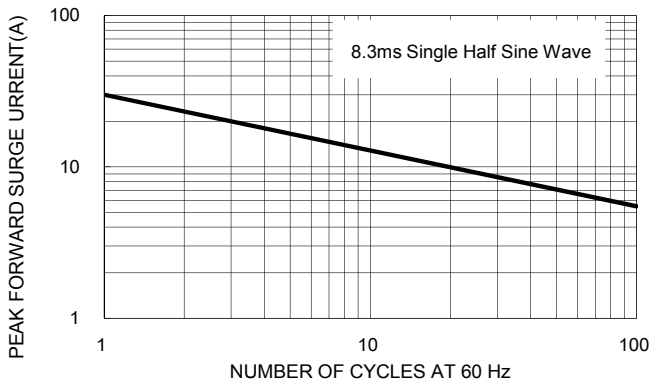


FIG. 4 TYPICAL FORWARD CHARACTERISTICS

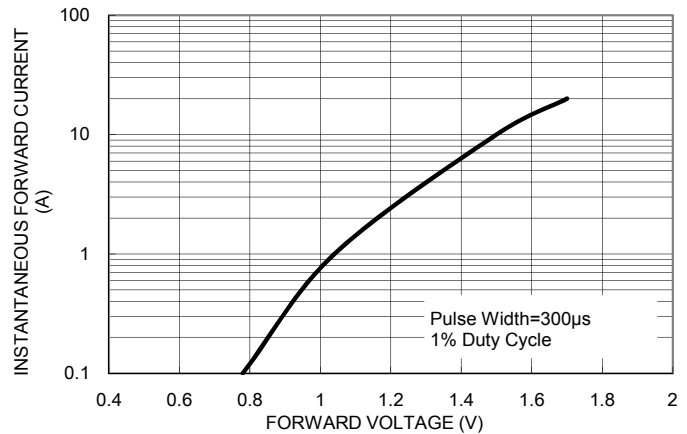


FIG. 5 TYPICAL JUNCTION CAPACITANCE

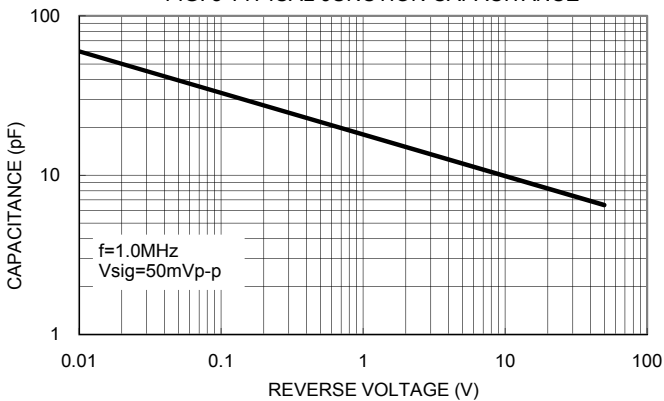
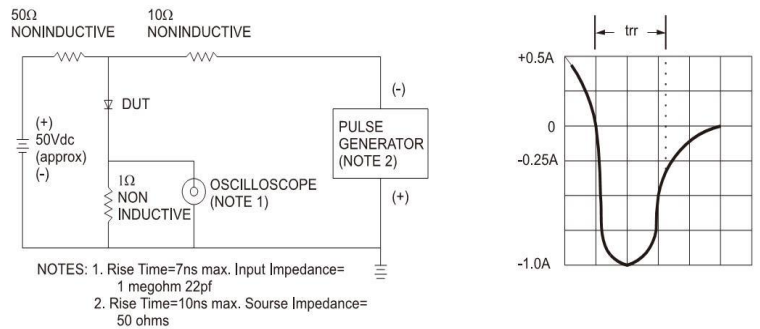


FIG.6- REVERSE RECOVERY TIME CHARACTERISTIC AND TEST CIRCUIT DIAGRAM



## X-ON Electronics

Largest Supplier of Electrical and Electronic Components

*Click to view similar products for [Diodes - General Purpose, Power, Switching category](#):*

*Click to view products by [DOWO manufacturer](#):*

Other Similar products are found below :

[MMBD3004S-13-F](#) [1N3611](#) [NTE156A](#) [NTE6244](#) [1SS400CST2RA](#) [SDAA13](#) [SHN2D02FUTW1T1G](#) [1N4449](#) [1N456A](#) [1N914BTR](#)  
[D291S45T](#) [BAS 16-02L E6327](#) [BAS 16-02V H6327](#) [BAS 21U E6327](#) [BAS 28 E6327](#) [BAW56DWQ-7-F](#) [BAW56M3T5G](#) [BAW75-TAP](#)  
[MM230L-CAA](#) [IDW40E65D1](#) [JAN1N3600](#) [JAN1N4454UR-1](#) [SMMSD4148T3G](#) [BYW95B/A52A](#) [NSVDAN222T1G](#) [CDSZC01100-HF](#)  
[BAV70HDW-7](#) [BAS28-7](#) [JANTX1N6640](#) [BAW56HDW-13](#) [BAS28 TR](#) [VS-HFA04SD60STR-M3](#) [1SS388-TP](#) [BAV99TQ-13-F](#)  
[BAV99HDW-13](#) [1N4004](#) [MMDB30-E28X](#) [LS4148](#) [IDV15E65D2](#) [W0503RH200S0L](#) [W0503SH200S0L](#) [M0268SJ200NLF](#)  
[M0268RJ200NLF](#) [S3MBF](#) [US1J](#) [DAN217U-TP](#) [SHV-06JNS-Q](#) [IDW30C65D1](#) [IDW80C65D1](#) [VS-HFA30TA60CSR-M3](#)