

V_Z : 3.3 to 330 V

P_D : 1 W

Axial Lead Zener Diodes

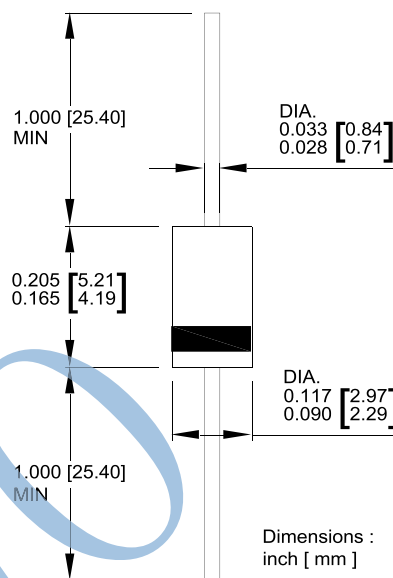
Features

- Glass passivated chip
- Low leakage
- Built-in strain relief
- Low inductance
- High peak reverse power dissipation
- Lead (Pb)-free component
- For use in stabilizing and clipping circuits with high power rating

Mechanical Data

- Case: Molded plastic
- Epoxy: UL 94V-0 rate flame retardant
- Lead: Axial leads, Solderable per MIL-STD-202, method 208 guaranteed
- Polarity: Color band denotes cathode end
- Mounting position: Any

DO-41



Maximum Ratings ($T_A = 25^\circ\text{C}$ unless otherwise noted)

Parameter	Symbol	Value	Unit
DC power dissipation at $T_L = 75^\circ\text{C}^{(1)}$	P_D	1	W
Maximum forward voltage at $I_F = 200\text{ mA}$	V_F	1.2	V
Maximum thermal resistance junction to ambient air ⁽²⁾	$R_{\theta JA}$	170	$^\circ\text{C/W}$
Junction temperature range	T_J	- 55 to + 175	$^\circ\text{C}$
Storage temperature range	T_{STG}	- 55 to + 175	$^\circ\text{C}$

Note:

(1) T_L = Lead temperature at 3/8 " (9.5mm) from body

(2) Valid provided that leads are kept at ambient temperature at a distance of 10 mm from case

Ratings and Characteristics Curves ($T_A=25^\circ\text{C}$ unless otherwise noted)

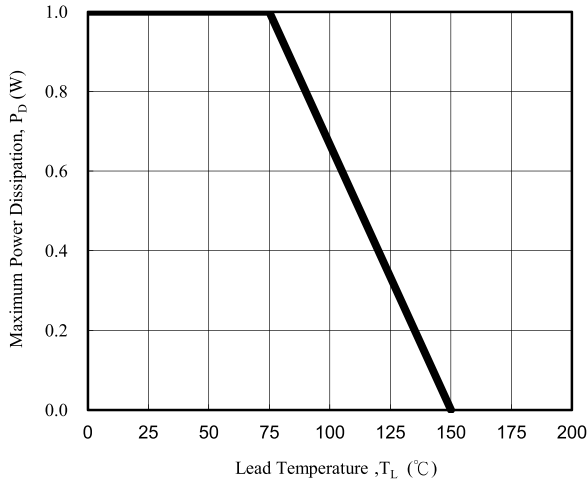


Fig. 1 - Power Temperature Derating Curve

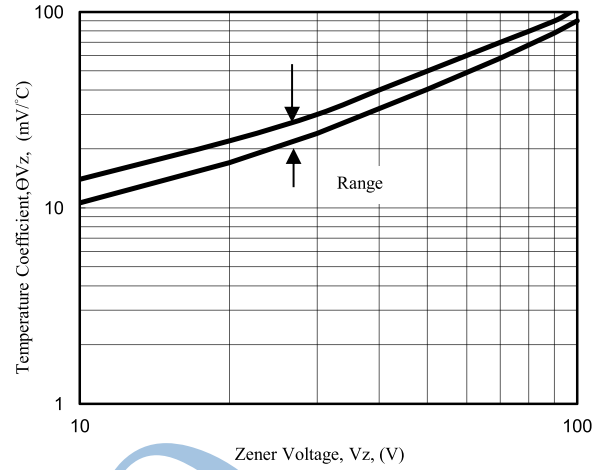


Fig. 2 - Temperature Coefficients v.s. Zener Voltage

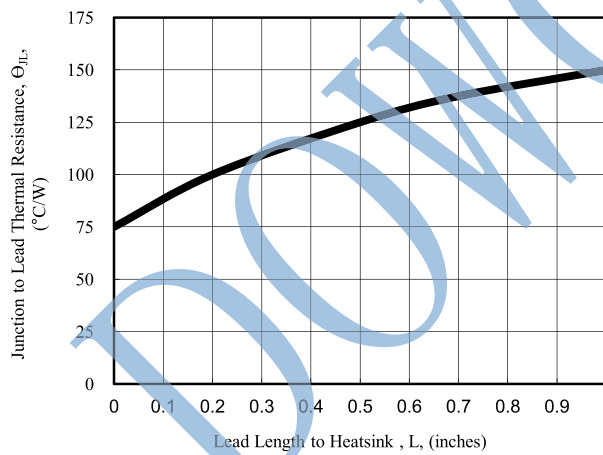


Fig. 3 - Typical Thermal Resistance v.s. Lead Length

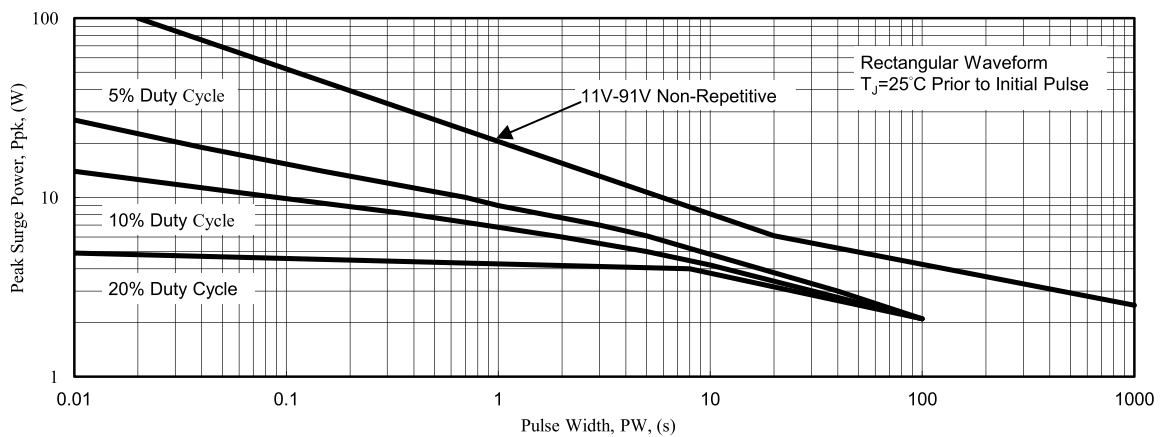


Fig. 4 - Maximum Surge Power

Electrical Characteristics($T_A=25^{\circ}\text{C}$ unless otherwise noted)

Part Number	Nominal Zener Voltage		Maximum Zener Impedance			Maximum Reverse Leakage Current		Maximum DC Zener Current	Maximum Surge Current
	$V_Z @ I_{ZT}$	I_{ZT}	$Z_{ZT} @ I_{ZT}$	$Z_{ZK} @ I_{ZK}$	I_{ZK}	$I_R @ V_R$		I_{ZM}	I_{RM}
	(V)	(mA)	(Ω)	(Ω)	(mA)	(μA)	(V)	(mA)	(mApk)
1N4728A	3.3	76.0	10	400	1.00	100	1.0	274	1370
1N4729A	3.6	69.0	10	400	1.00	100	1.0	251	1255
1N4730A	3.9	64.0	9.0	400	1.00	50	1.0	232	1160
1N4731A	4.3	58.0	9.0	400	1.00	10	1.0	210	1050
1N4732A	4.7	53.0	8.0	500	1.00	10	1.0	192	960
1N4733A	5.1	49.0	7.0	550	1.00	10	1.0	177	885
1N4734A	5.6	45.0	5.0	600	1.00	10	2.0	161	805
1N4736A	6.8	37.0	3.5	700	1.00	5.0	4.0	133	660
1N4737A	7.5	34.0	4.0	700	0.50	5.0	5.0	121	605
1N4738A	8.2	31.0	4.5	700	0.50	5.0	6.0	110	550
1N4739A	9.1	28.0	5.0	700	0.50	0.5	7.0	100	500
1N4740A	10.0	25.0	7.0	700	0.25	0.5	7.6	91	454
1N4741A	11.0	23.0	8.0	700	0.25	0.1	8.4	83	414
1N4742A	12.0	21.0	9.0	700	0.25	0.1	9.1	76	380
1N4743A	13.0	19.0	10	700	0.25	0.1	9.9	69	344
1N4744A	15.0	17.0	14	700	0.25	0.1	11.4	61	305
1N4745A	16.0	15.5	16	700	0.25	0.1	12.2	57	285
1N4746A	18.0	14.0	20	750	0.25	0.1	13.7	50	250
1N4747A	20.0	12.5	22	750	0.25	0.1	15.2	45	225
1N4748A	22.0	11.5	23	750	0.25	0.1	16.7	41	205
1N4749A	24.0	10.5	25	750	0.25	0.1	18.2	38	190
1N4750A	27.0	9.5	35	750	0.25	0.1	20.6	34	170
1N4751A	30.0	8.5	40	1000	0.25	0.1	22.8	30	150
1N4752A	33.0	7.5	45	1000	0.25	0.1	25.1	27	135
1N4753A	36.0	7.0	50	1000	0.25	0.1	27.4	25	125
1N4754A	39.0	6.5	60	1000	0.25	0.1	29.7	23	115
1N4755A	43.0	6.0	70	1500	0.25	0.1	32.7	22	110
1N4756A	47.0	5.5	80	1500	0.25	0.1	35.8	19	95
1N4757A	51.0	5.0	95	1500	0.25	0.1	38.8	18	90
1N4758A	56.0	4.5	110	2000	0.25	0.1	42.6	16	80
1N4759A	62.0	4.0	125	2000	0.25	0.1	47.1	14	70
1N4760A	68.0	3.7	150	2000	0.25	0.1	51.7	13	65
1N4761A	75.0	3.3	175	2000	0.25	0.1	56.0	12	60
1N4762A	82.0	3.0	200	3000	0.25	0.1	62.2	11	55
1N4763A	91.0	2.8	250	3000	0.25	0.1	69.2	10	50
1N4764A	100.0	2.5	350	3000	0.25	0.1	76.0	9.0	45
Z1110A	110.0	2.3	450	4000	0.25	0.1	83.6	8.6	40
Z1120A	120.0	2.0	550	4500	0.25	0.1	91.2	7.8	37
Z1130A	130.0	1.9	700	5000	0.25	0.1	98.8	7.0	34
Z1150A	150.0	1.7	1000	6000	0.25	0.1	114.0	6.4	30
Z1160A	160.0	1.6	1100	6500	0.25	0.1	121.6	5.8	28
Z1180A	180.0	1.4	1200	7000	0.25	0.1	136.8	5.2	25
Z1200A	200.0	1.2	1900	9990	0.25	0.1	152.0	4.7	22
Z1220A	220.0	1.0	1600	8000	0.25	0.1	167.2	4.0	20
Z1240A	240.0	0.9	1800	8500	0.25	0.1	182.4	3.8	19
Z1250A	250.0	0.9	2000	9000	0.25	0.1	190.0	3.6	18
Z1270A	270.0	0.8	2100	9000	0.25	0.1	205.0	3.3	16
Z1300A	300.0	0.8	2300	9500	0.25	0.1	228.0	3.0	15
Z1330A	330.0	0.7	2500	9500	0.25	0.1	250.2	2.7	13

Notes :

- (1) The type number listed have a standard tolerance on the nominal zener voltage of $\pm 5\%$
- (2) The reverse surge current is a non-repetitive, 8.3ms pulse width square wave or equivalent sine-wave superimposed on IZT per JEDEC method

X-ON Electronics

Largest Supplier of Electrical and Electronic Components

Click to view similar products for [Zener Diodes](#) category:

Click to view products by [DOWO](#) manufacturer:

Other Similar products are found below :

[RKZ13B2KG#P1](#) [DL5234B](#) [EDZTE6113B](#) [1N4682](#) [1N4691](#) [1N4693](#) [1N4732A](#) [1N4736A](#) [1N4750A](#) [1N4759ARL](#) [1N5241B](#) [1N5365B](#)
[1N5369B](#) [1N747A](#) [1N959B](#) [1N964B](#) [1N966B](#) [1N968B](#) [1N972B](#) [NTE5121A](#) [NTE5147A](#) [NTE5152A](#) [NTE5155A](#) [NTE5164A](#)
[JANS1N4974US](#) [1N4692](#) [1N4700](#) [1N4702](#) [1N4704](#) [1N4711](#) [1N4714](#) [1N4737A](#) [1N4745ARL](#) [1N4752A](#) [1N4752ARL](#) [1N4760ARL](#)
[1N5221B](#) [1N5236B](#) [1N5241BTR](#) [1N5242BTR](#) [1N5350B](#) [1N5352B](#) [1N961BRR1](#) [1N964BRL](#) [RKZ5.1BKU#P6](#) [3SMAJ5946B-TP](#)
[3SMAJ5950B-TP](#) [3SMBJ5925B-TP](#) [441774C](#) [BZX84C3V9](#)