

Reverse Voltage: 5.0 to 440 V
Peak Pulse Power: 5000 W

Axial Lead Transient Voltage Suppressors

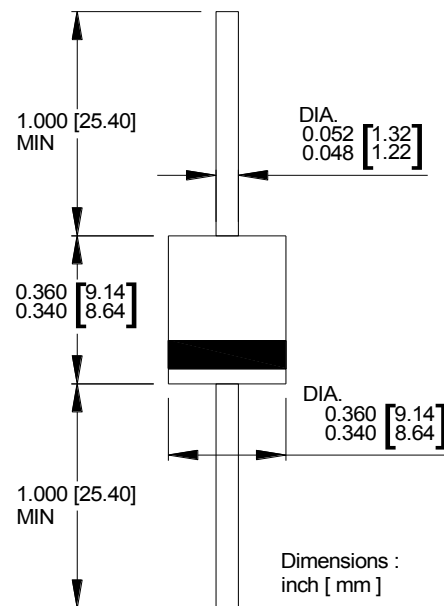
Features

- Glass passivated chip
- 5000 W peak pulse power capability with a 10/1000 μ s waveform, repetitive rate (duty cycle):0.01 %
- Low leakage
- Uni and Bidirectional unit
- Excellent clamping capability
- Very fast response time
- RoHS compliant

Mechanical Data

- Case: Molded plastic
- Epoxy: UL 94V-0 rate flame retardant
- Lead: Solderable per MIL-STD-202, method 208 guranteed
- Polarity: Color band denotes cathode end except Bipolar
- Mounting position: Any

R-6/P600



Maximum Ratings($T_A=25^{\circ}\text{C}$ unless otherwise noted)

Parameter	Symbol	Value	Unit
Peak power dissipation with a 10/1000 μ s waveform ⁽¹⁾	P_{PP}	5000	W
Peak pulse current with a 10/1000 μ s waveform ⁽¹⁾	I_{PP}	See Next Table	A
Power dissipation on infinite heatsink at $T_L = 75^{\circ}\text{C}$	P_D	8.0	W
Peak forward surge current, 8.3 ms single half sine-wave unidirectional only ⁽²⁾	I_{FSM}	500	A
Maximum instantaneous forward voltage at 100 A for unidirectional only ⁽³⁾	V_F	3.5/5.0	V
Operating junction and storage temperature range	T_J, T_{STG}	- 55 to +150	$^{\circ}\text{C}$

Note:

(1) Non-repetitive current pulse per Fig.5 and derated above $T_A = 25^{\circ}\text{C}$ per Fig.1

(2) Measured on 8.3 ms single half sine-wave or equivalent square wave, duty cycle = 4 pulses per minute maximum

(3) $V_F < 3.5\text{V}$ for devices of $V_{BR} < 200\text{V}$ and $V_F < 5.0\text{V}$ for devices of $V_{BR} > 201\text{V}$

Ratings and Characteristics Curves ($T_A=25^\circ\text{C}$ unless otherwise noted)

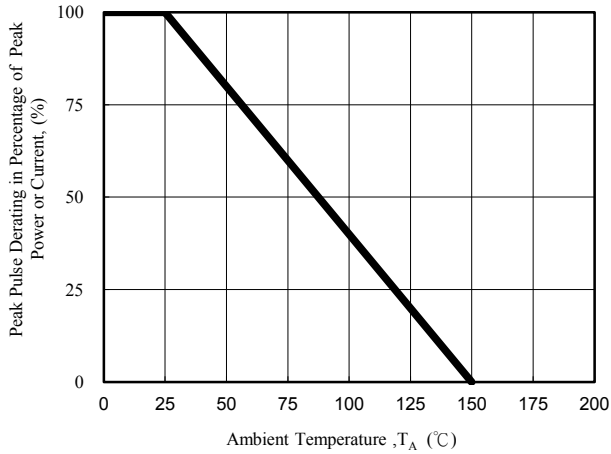


Fig. 1 - Pulse Derating Curve

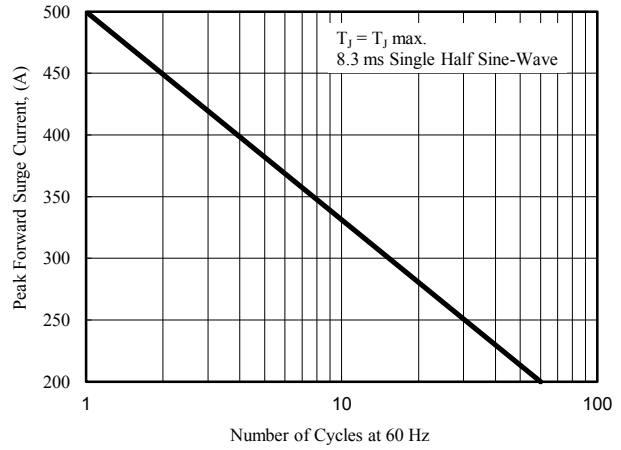


Fig. 2 - Maximum Non-Repetitive Surge Current

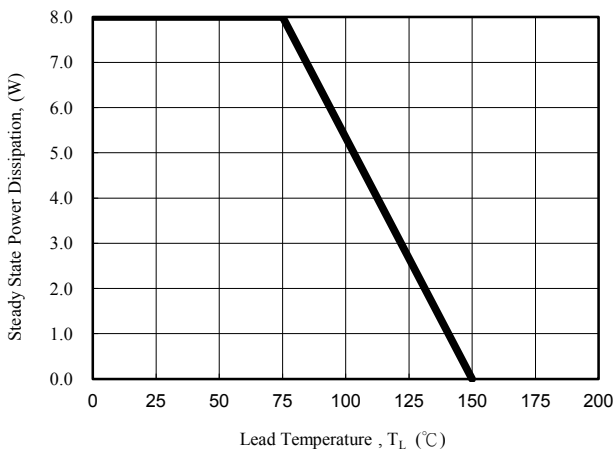


Fig. 3 - Steady State Power Derating Curve

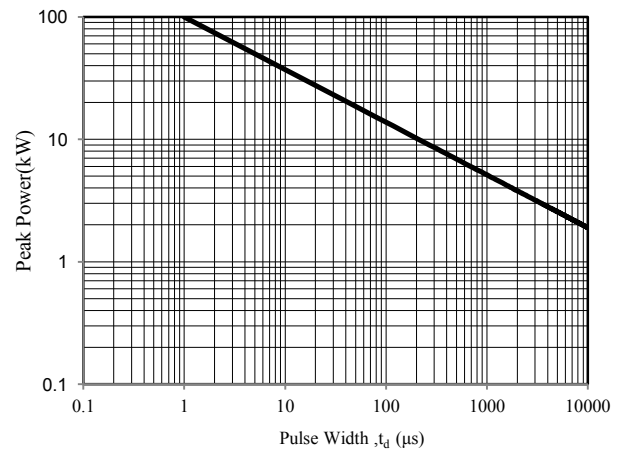


Fig. 4 - Peak Pulse Power Rating Curve

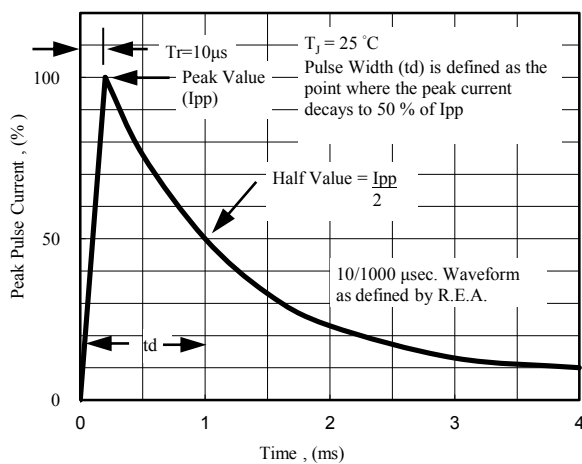


Fig. 5 - Pulse Waveform

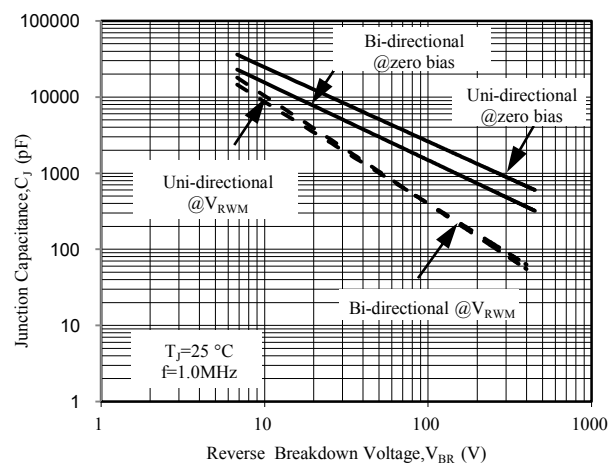


Fig. 6 - Typical Junction Capacitance

Electrical Characteristics($T_A=25^{\circ}\text{C}$ unless otherwise noted)

Part Number (Uni)	Part Number (Bi)	Breakdown Voltage V_{BR} @ I_T			Maximum Reverse Leakage I_R @ V_{RWM} (μA)	Working Peak Reverse Voltage V_{RWM} (V)	Maximum Reverse Surge Current I_{PP} (A)	Maximum Clamping Voltage V_C @ I_{PP} (V)
		Min (V)	Max (V)	I_T (mA)				
5KP5.0A	5KP5.0CA	6.40	7.00	50	5000	5	543.48	9.2
5KP6.0A	5KP6.0CA	6.67	7.37	50	5000	6	485.44	10.3
5KP6.5A	5KP6.5CA	7.22	7.98	50	2000	7	446.43	11.2
5KP7.0A	5KP7.0CA	7.78	8.60	50	1000	7	416.67	12.0
5KP7.5A	5KP7.5CA	8.33	9.21	5	250	8	387.60	12.9
5KP8.0A	5KP8.0CA	8.89	9.83	5	150	8	367.65	13.6
5KP8.5A	5KP8.5CA	9.44	10.4	5	50	9	347.22	14.4
5KP9.0A	5KP9.0CA	10.00	11.1	5	20	9	324.68	15.4
5KP10A	5KP10CA	11.10	12.3	5	15	10	294.12	17.0
5KP11A	5KP11CA	12.20	13.5	5	2	11	274.73	18.2
5KP12A	5KP12CA	13.30	14.7	5	2	12	251.26	19.9
5KP13A	5KP13CA	14.40	15.9	5	2	13	232.56	21.5
5KP14A	5KP14CA	15.60	17.2	5	2	14	215.52	23.2
5KP15A	5KP15CA	16.70	18.5	5	2	15	204.92	24.4
5KP16A	5KP16CA	17.80	19.7	5	2	16	192.31	26.0
5KP17A	5KP17CA	18.90	20.9	5	2	17	181.16	27.6
5KP18A	5KP18CA	20.00	22.1	5	2	18	171.23	29.2
5KP19A	5KP19CA	21.10	23.3	5	2	19	162.44	30.8
5KP20A	5KP20CA	22.20	24.5	5	2	20	154.32	32.4
5KP22A	5KP22CA	24.40	26.9	5	2	22	140.85	35.5
5KP24A	5KP24CA	26.70	29.5	5	2	24	128.53	38.9
5KP26A	5KP26CA	28.90	31.9	5	2	26	118.76	42.1
5KP28A	5KP28CA	31.10	34.4	5	2	28	110.13	45.4
5KP30A	5KP30CA	33.30	36.8	5	2	30	103.31	48.4
5KP33A	5KP33CA	36.70	40.6	5	2	33	93.81	53.3
5KP36A	5KP36CA	40.00	44.2	5	2	36	86.06	58.1
5KP40A	5KP40CA	44.40	49.1	5	2	40	77.52	64.5
5KP43A	5KP43CA	47.80	52.8	5	2	43	72.05	69.4
5KP45A	5KP45CA	50.00	55.3	5	2	45	68.78	72.7
5KP48A	5KP48CA	53.30	58.9	5	2	48	64.60	77.4
5KP51A	5KP51CA	56.70	62.7	5	2	51	60.68	82.4
5KP54A	5KP54CA	60.00	66.3	5	2	54	57.41	87.1
5KP58A	5KP58CA	64.40	71.2	5	2	58	53.42	93.6
5KP60A	5KP60CA	66.70	73.7	5	2	60	51.65	96.8
5KP64A	5KP64CA	71.10	78.6	5	2	64	48.54	103.0
5KP70A	5KP70CA	77.80	86.0	5	2	70	44.25	113.0
5KP75A	5KP75CA	83.30	92.1	5	2	75	41.32	121.0
5KP78A	5KP78CA	86.70	95.8	5	2	78	39.68	126.0
5KP80A	5KP80CA	88.80	97.6	5	2	80	38.58	129.6
5KP85A	5KP85CA	94.40	104.0	5	2	85	36.50	137.0
5KP90A	5KP90CA	100.00	111.0	5	2	90	34.25	146.0
5KP100A	5KP100CA	111.00	123.0	5	2	100	30.86	162.0
5KP110A	5KP110CA	122.00	135.0	5	2	110	28.25	177.0
5KP120A	5KP120CA	133.00	147.0	5	2	120	25.91	193.0
5KP130A	5KP130CA	144.00	159.0	5	2	130	23.92	209.0
5KP140A	5KP140CA	155.00	171.0	5	2	140	22.05	226.8
5KP150A	5KP150CA	167.00	185.0	5	2	150	20.58	243.0



Electrical Characteristics($T_A=25^{\circ}\text{C}$ unless otherwise noted)

Part Number (Uni)	Part Number (Bi)	Breakdown Voltage V_{BR} @ I_T			Maximum Reverse Leakage I_R @ V_{RWM} (μA)	Working Peak Reverse Voltage V_{RWM} (V)	Maximum Reverse Surge Current I_{PP} (A)	Maximum Clamping Voltage V_C @ I_{PP} (V)
		Min (V)	Max (V)	I_T (mA)				
5KP160A	5KP160CA	178.00	197.0	5	2	160	19.31	259.0
5KP170A	5KP170CA	189.00	209.0	5	2	170	18.18	275.0
5KP180A	5KP180CA	200.00	220.0	5	2	180	17.15	291.6
5KP190A	5KP190CA	211.00	232.0	5	2	190	16.24	307.8
5KP200A	5KP200CA	224.00	247.0	5	2	200	15.43	324.0
5KP210A	5KP210CA	233.00	258.0	5	2	210	14.31	349.5
5KP220A	5KP220CA	246.00	272.0	5	2	220	14.04	356.0
5KP250A	5KP250CA	279.00	309.0	5	2	250	12.35	405.0
5KP300A	5KP300CA	335.00	371.0	5	2	300	10.29	486.0
5KP350A	5KP350CA	391.00	432.0	5	2	350	8.82	567.0
5KP400A	5KP400CA	447.00	494.0	5	2	400	7.72	648.0
5KP440A	5KP440CA	492.00	543.0	5	2	440	7.01	713.0

Note:

1. Suffix 'A ' denotes 5% tolerance device.
2. Add suffix 'C 'or ' CA ' after part number to specify Bi-directional devices
3. For Bi-Directional devices having V_R of 10 volts and under, the I_R limit is double

X-ON Electronics

Largest Supplier of Electrical and Electronic Components

Click to view similar products for [ESD Suppressors / TVS Diodes](#) category:

Click to view products by [DOWO](#) manufacturer:

Other Similar products are found below :

[60KS200C](#) [D18V0L1B2LP-7B](#) [D5V0F4U5P5-7](#) [DESD5V0U1BB-7](#) [NTE4902](#) [P4KE27CA](#) [P6KE11CA](#) [P6KE39CA-TP](#) [P6KE8.2A](#)
[SA110CA](#) [SA60CA](#) [SA64CA](#) [SMBJ12CATR](#) [SMBJ33CATR](#) [SMBJ8.0A](#) [ESD101-B1-02ELS E6327](#) [ESD105-B1-02EL E6327](#) [ESD112-B1-02EL E6327](#) [ESD119B1W01005E6327XTSA1](#) [ESD5V0L1B02VH6327XTSA1](#) [ESD7451N2T5G](#) [19180-510](#) [CPDT-5V0USP-HF](#)
[3.0SMCJ33CA-F](#) [3.0SMCJ36A-F](#) [HSPC16701B02TP](#) [D3V3Q1B2DLP3-7](#) [D55V0M1B2WS-7](#) [DESD5V0U1BL-7B](#) [DRTR5V0U4SL-7](#)
[SCM1293A-04SO](#) [ESD200-B1-CSP0201 E6327](#) [SM12-7](#) [SMLJ45CA-TP](#) [CEN955 W/DATA](#) [82350120560](#) [VESD12A1A-HD1-GS08](#)
[CPDUR5V0R-HF](#) [CPDQC5V0U-HF](#) [CPDQC5V0USP-HF](#) [CPDQC5V0-HF](#) [D1213A-01LP4-7B](#) [D1213A-02WL-7](#) [MMAD1108/TR13](#)
[5KP100A](#) [5KP15A](#) [5KP18A](#) [5KP48A](#) [5KP90A](#) [5KP90CA](#)