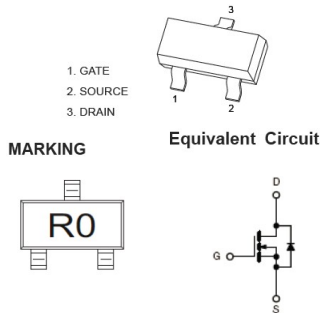


AO3400 N-Channel Enhancement Mode Field Effect Transistor

V(BR)DSS	RDS(ON)MAX	ID
30V	35mΩ@10V	5.8A
	40mΩ@4.5V	
	52mΩ@2.5V	

SOT-23 贴片塑封场效应管
SOT-23 Plastic-Encapsulate MOSFET
SOT-23

特征 Features

- High dense cell design for extremely low RDS(on).
- Exceptional on-resistance and maximum DC current capability.
- Load/Power Switching.
- Interfacing Switching

机械数据 Mechanical Data

- 封装: SOT-23 封装 SOT-23 Small Outline Plastic Package.
- 环氧树脂 UL 易燃等级 Epoxy UL: 94V-0.
- 安装位置: 任意 Mounting Position: Any.

极限值和温度特性(TA = 25°C 除非另有规定)

Maximum Ratings & Thermal Characteristics (Ratings at 25°C ambient temperature unless otherwise specified.)

参数 Parameters	符号 Symbol	数值 Value	单位 Unit
Drain-Source Voltage	V _{DS}	30	V
Gate-Source Voltage	V _{GS}	±12	V
Continuous Drain Current	I _D	5.8	A
Drain Current-Pulsed(note 1)	I _{DM}	30	
Power Dissipation	P _D	350	mW
Junction Temperature	T _j	150	°C
Storage Temperature	T _{stg}	-50-+150	°C
Thermal Resistance From Junction to Ambient (note 2)	R _{θJA}	357	°C/W

电特性 (TA = 25°C 除非另有规定)

Electrical Characteristics (Ratings at 25°C ambient temperature unless otherwise specified.)

参数 Parameter	符号 Symbols	测试条件 Test Condition	界限 Limits			单位 Unit
			Min	Typ	Max	
Off characteristics						
Drain-Source Breakdown Voltage	V(BR)DSS	V _{GS} =0V, I _D =250uA	30			V
Zero Gate Voltage Drain current	I _{DSS}	V _{DS} =24V, V _{GS} =0V			1	uA
Gate-body Leakage	I _{GSS}	V _{DS} =12V, V _{GS} =0V			±100	nA
On characteristics						
Drain-Source On-Resistance (note 3)	R _{DS(ON)}	V _{GS} =10V, I _D =5.8A			35	mΩ
		V _{GS} =4.5V, I _D =5A			40	
		V _{GS} =2.5V, I _D =4A			52	
Forward trans conductance	g _{fs}	V _{DS} =5V, I _D =5A	8			S
Gate-Threshold voltage*	V _{GS(th)}	V _{DS} =V _{GS} , I _D =250uA	0.7		1.4	V
Dynamic characteristics (note 4,5)						
Input capacitance	C _{iss}	V _{DS} =15V, V _{GS} =0V, f=1MHz			1050	pF
Output capacitance	C _{oss}				99	
Reverse Transfer capacitance	C _{rss}				77	
Gate resistance	R _g	V _{DS} =0V, V _{GS} =0V, f=1MHz			3.6	Ω
Switching characteristics (note 4,5)						
Turn-on Time	t _{d(on)}	V _{GS} =10V, R _L =2.7Ω, V _{DS} =15V, R _{GEN} =3Ω			5	ns
Rise time	t _r				7	
Turn-off Time	t _{d(off)}				40	
Fall time	t _f				6	
Drain-source diode characteristics and maximum ratings						
Diode forward voltage	V _{SD}	I _S =1A, V _{GS} =0V			1.0	V

Notes: 1. Repetitive Rating: Pulse width limited by maximum junction temperature.

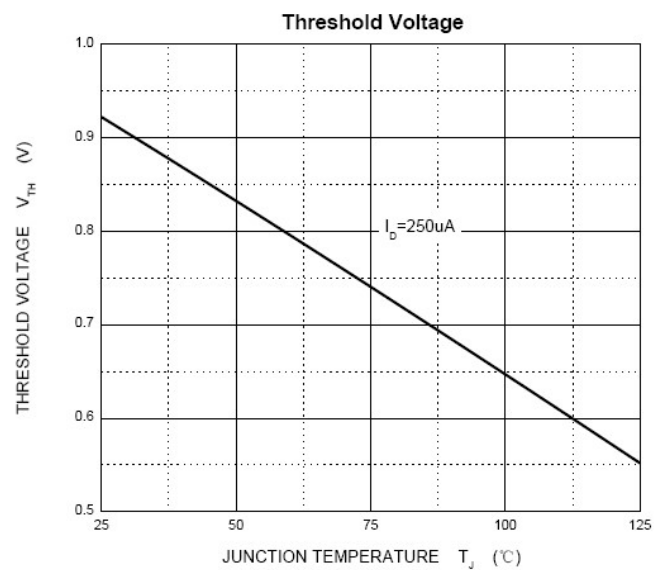
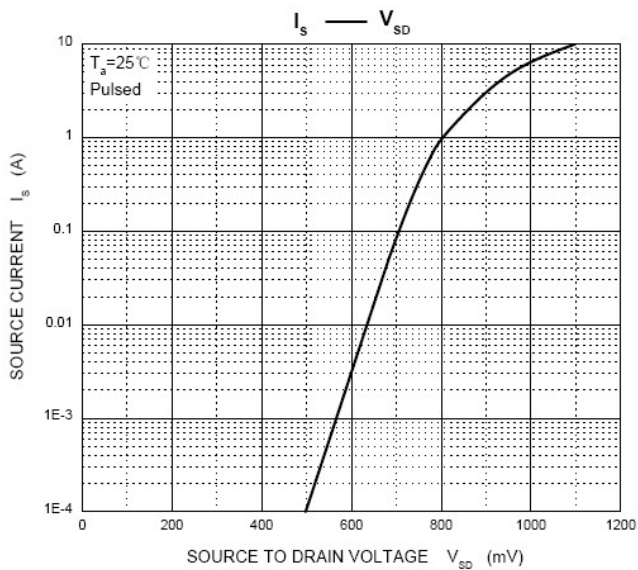
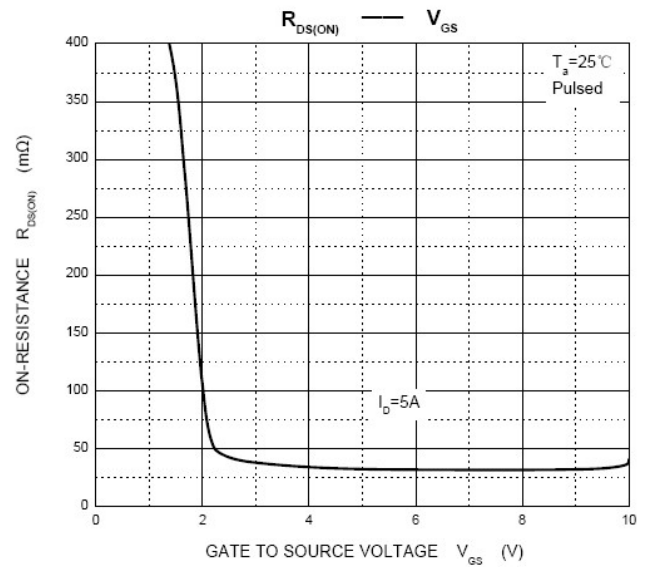
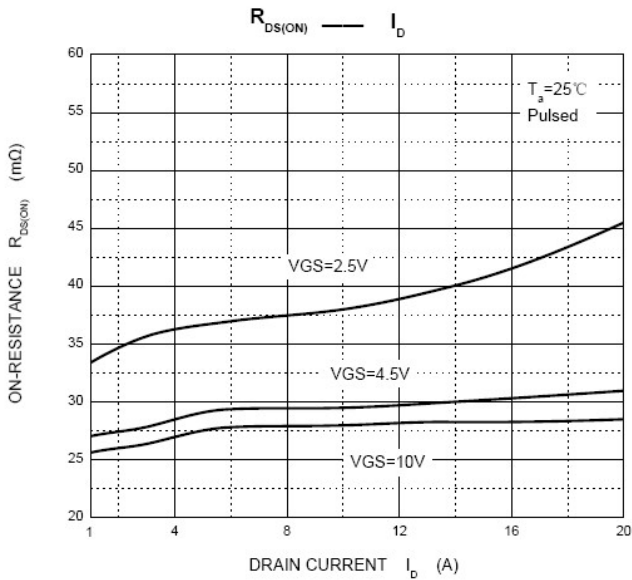
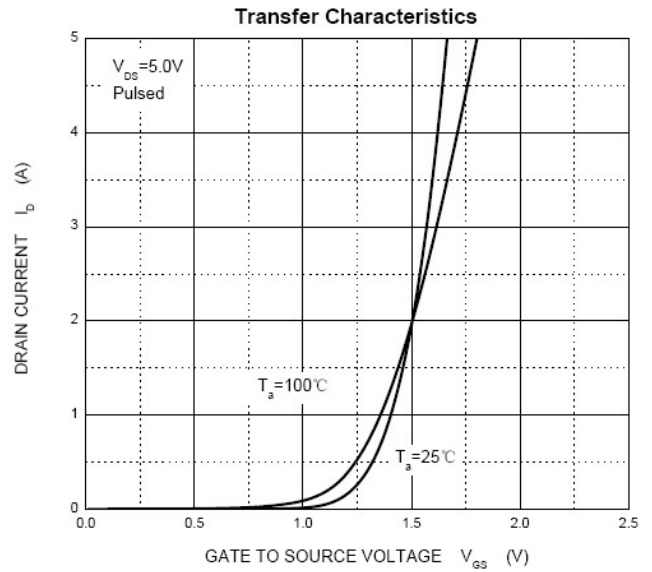
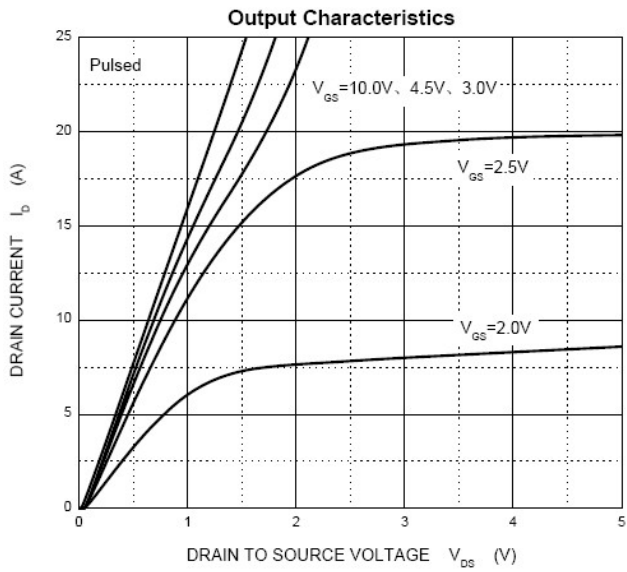
2. Surface Mounted on FR4 Board, t<5 sec.

3. Pulse Test: Pulse Width ≤300us, Duty Cycle≤2%.

4. Guaranteed by design, not subject to production testing.

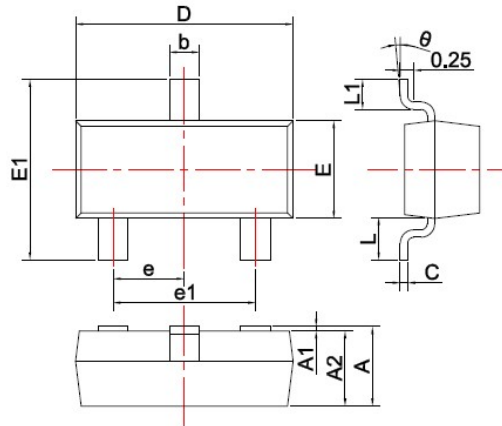


Typical characteristics





SOT-23 PACKAGE OUTLINE Plastic surface mounted package

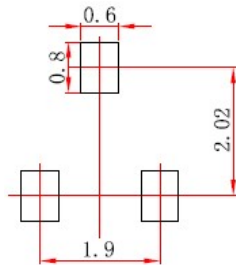


SYMBOL	DIMENSIONS	
	MIN.	MAX.
A	0.900	1.150
A1	0.000	0.100
A2	0.900	1.050
b	0.300	0.500
c	0.080	0.150
D	2.800	3.000
E	1.200	1.400
E1	2.250	2.550
e	0.950TYP	
e1	1.800	2.000
L	0.550REF	
L1	0.300	0.500
θ	0°	8°

Unit: mm

焊盘设计参考 Precautions: PCB Design

Recommended land dimensions for SOT-23 diode. Electrode patterns for PCBs



Note:

1. Controlling dimension: In millimeters.
2. General tolerance: ±0.05mm.
3. The pad layout is for reference purposes only.

X-ON Electronics

Largest Supplier of Electrical and Electronic Components

Click to view similar products for [MOSFET](#) category:

Click to view products by [DOWO](#) manufacturer:

Other Similar products are found below :

[IRFD120](#) [JANTX2N5237](#) [2SK2267\(Q\)](#) [BUK455-60A/B](#) [TK100A10N1,S4X\(S](#) [MIC4420CM-TR](#) [VN1206L](#) [NDP4060](#) [SI4482DY](#)
[IRS2092STRPBF-EL](#) [IPS70R2K0CEAKMA1](#) [TK31J60W5,S1VQ\(O](#) [TK31J60W,S1VQ\(O](#) [TK16J60W,S1VQ\(O](#) [2SK2614\(TE16L1,Q\)](#)
[DMN1017UCP3-7](#) [EFC2J004NUZTDG](#) [P85W28HP2F-7071](#) [DMN1053UCP4-7](#) [NTE2384](#) [DMC2700UDMQ-7](#) [DMN2080UCB4-7](#)
[DMN61D9UWQ-13](#) [US6M2GTR](#) [DMN31D5UDJ-7](#) [DMP22D4UFO-7B](#) [IPS60R3K4CEAKMA1](#) [DMN1006UCA6-7](#) [DMN16M9UCA6-7](#)
[STF5N65M6](#) [IRF40H233XTMA1](#) [STU5N65M6](#) [DMN6022SSD-13](#) [DMN13M9UCA6-7](#) [DMTH10H4M6SPS-13](#) [IPS60R360PFD7SAKMA1](#)
[DMN2990UFB-7B](#) [SSM3K35CT,L3F](#) [IPLK60R1K0PFD7ATMA1](#) [2N7002W-G](#) [MCAC30N06Y-TP](#) [IPWS65R035CFD7AXKSA1](#)
[MCQ7328-TP](#) [SSM3J143TU,LXHF](#) [DMN12M3UCA6-7](#) [PJMF280N65E1_T0_00201](#) [PJMF380N65E1_T0_00201](#)
[PJMF280N60E1_T0_00201](#) [PJMF600N65E1_T0_00201](#) [PJMF900N65E1_T0_00201](#)