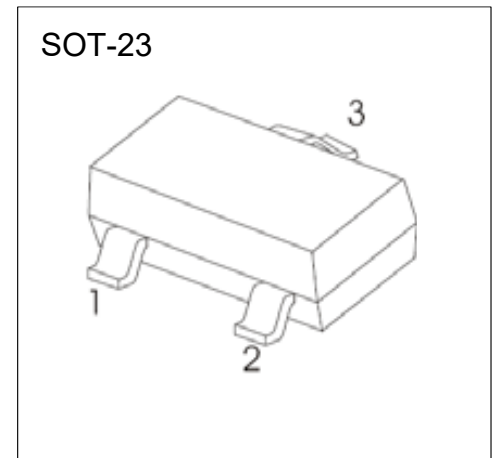


■ Features

- High Current Capability
- Low Forward Voltage Drop
- Extremely Fast Switching Speed

■ Mechanical Data

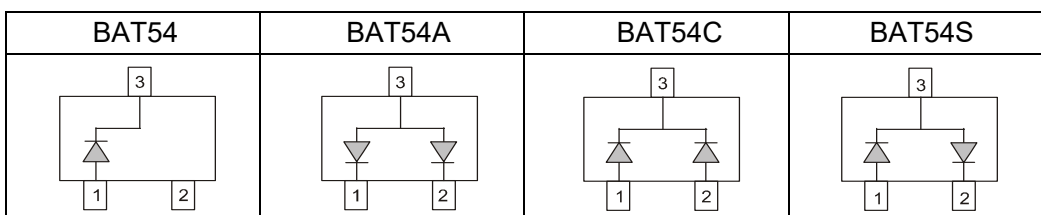
- package:SOT-23
- Flammability rating of epoxy resin: UL 94V-0
- Mounting Position: Any



■ Ordering Information

Part Number	Package	Marking	Packing	Quantity per reel	Reel Size
BAT54	SOT-23	KL1	Tape & Reel	3000 PCS	7 inches
BAT54A	SOT-23	KL2	Tape & Reel	3000 PCS	7 inches
BAT54C	SOT-23	KL3	Tape & Reel	3000 PCS	7 inches
BAT54S	SOT-23	KL4	Tape & Reel	3000 PCS	7 inches

■ Pin Configuration



Maximum Ratings & Thermal Characteristics(Ratings at 25°C ambient temperature unless otherwise specified.)

Parameters	Symbol	Limit	Unit
Maximum repetitive peak reverse voltage	VRRM	30	V
Maximum RMS voltage	VRMS	21	V
Maximum DC blocking voltage	VDC	30	V
Maximum average forward rectified current	IFM	200	mA
Peak forward surge current 8.3 ms single half sine-wave	IFSM	600	mA
Typical thermal resistance	R _{θJA}	500	°C/W
Power Dissipation	PD	200	mW
Junction Temperature	T _j	125	°C
Storage temperature range	TSTG	-50-+150	°C

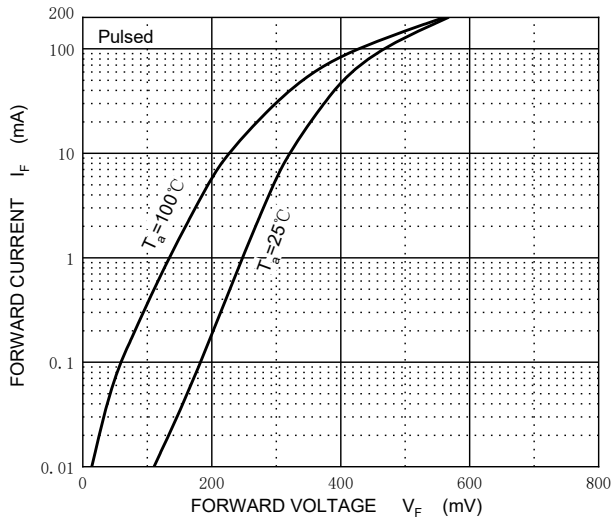
Electrical Characteristics(Ratings at 25°C ambient temperature unless otherwise specified)

Parameters	Symbol	Test conditions	Min	Typ	Max	Unit
Maximum forward voltage	VF1	IF = 0.1mA			240	mV
	VF2	IF = 1.0mA			320	
	VF3	IF = 10mA			400	
	VF4	IF = 30mA			500	
	VF5	IF = 100mA			1000	
Maximum reverse breakdown voltage	VR	IR=100uA	30			V
Maximum reverse current	IR	VR=25V			2.0	uA
Type junction capacitance	C _j	VR = 1.0V, f = 1MHz			10	pF
Reverse Recovery time	trr	IF=IR=10mA Irr=0.1XIR, RL=100Ω			5	ns

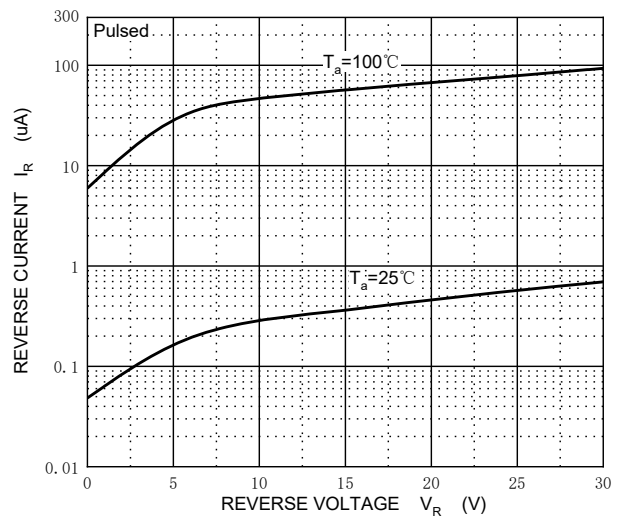


■ Typical Characteristics

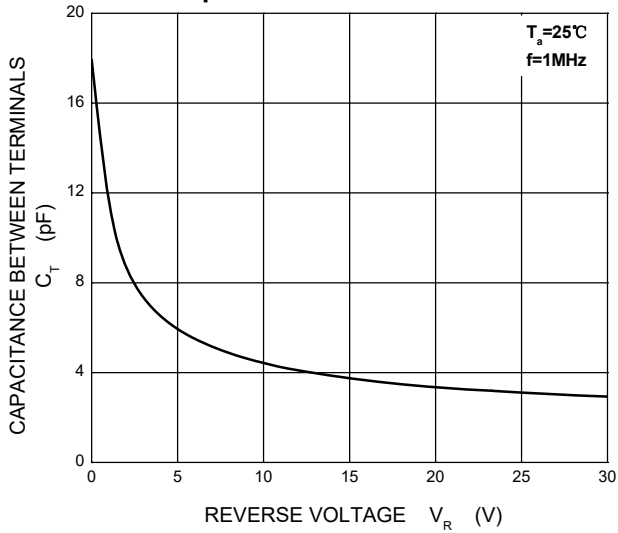
Forward Characteristics



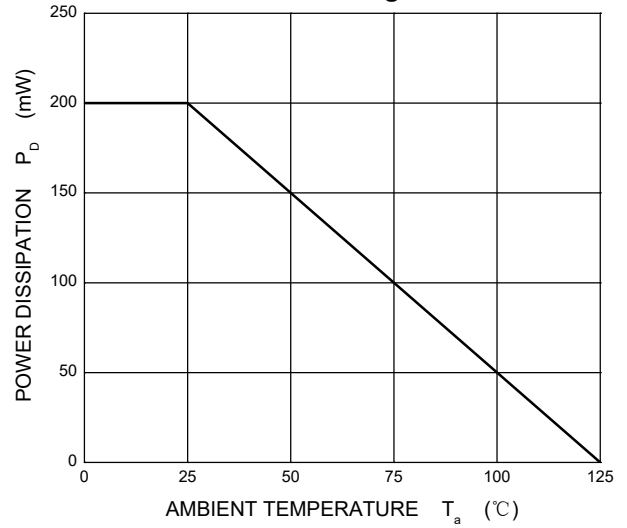
Reverse Characteristics



Capacitance Characteristics

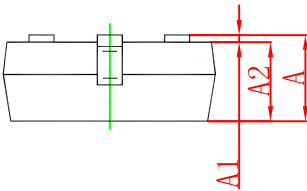
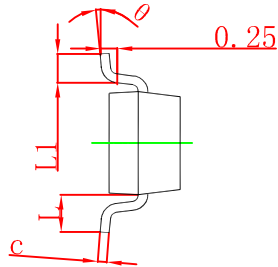
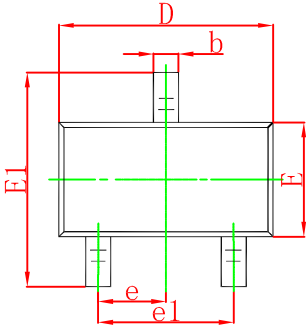


Power Derating Curve





■ SOT-23 Package Outline Dimensions



Symbol	Dimensions In Millimeters		Dimensions In Inches	
	Min	Max	Min	Max
A	0.900	1.150	0.035	0.045
A1	0.000	0.100	0.000	0.004
A2	0.900	1.050	0.035	0.041
b	0.300	0.500	0.012	0.020
c	0.080	0.150	0.003	0.006
D	2.800	3.000	0.110	0.118
E	1.200	1.400	0.047	0.055
E1	2.250	2.550	0.089	0.100
e	0.950 TYP		0.037 TYP	
e1	1.800	2.000	0.071	0.079
L	0.550 REF		0.022 REF	
L1	0.300	0.500	0.012	0.020
θ	0°	8°	0°	8°

X-ON Electronics

Largest Supplier of Electrical and Electronic Components

Click to view similar products for [Schottky Diodes & Rectifiers](#) category:

Click to view products by [DOWO](#) manufacturer:

Other Similar products are found below :

[MA4E2039](#) [MMBD301M3T5G](#) [HFA35HB60C](#) [RB160M-50TR](#) [D83C](#) [BAS16E6433HTMA1](#) [BAS 3010S-02LRH](#) [E6327](#) [BAT 54-02LRH](#)
[E6327](#) [NRVBAF360T3G](#) [NSR05F40QNXT5G](#) [NTE555](#) [JANS1N6640](#) [SS3003CH-TL-E](#) [GA01SHT18](#) [CRS10I30A\(TE85L,QM](#)
[MBRA140TRPBF](#) [MBRB30H30CT-1G](#) [BAT 15-04R](#) [E6152](#) [JANTX1N5712-1](#) [DMJ3940-000](#) [SB007-03C-TB-E](#) [NRVBB20100CTT4G](#)
[NRVBM120LT1G](#) [NTSB30U100CT-1G](#) [CRG04\(T5L,TEMQ\)](#) [ACDBA1100LR-HF](#) [ACDBA1200-HF](#) [ACDBA240-HF](#) [ACDBA3100-HF](#)
[CDBQC0530L-HF](#) [ACDBA260LR-HF](#) [ACDBA1100-HF](#) [10BQ015-M3/5BT](#) [NRVBM120ET1G](#) [VSSB410S-M3/5BT](#) [1N5819T-G](#)
[PDS1040Q-13](#) [B160BQ-13-F](#) [SDM05U20CSP-7](#) [BAS 70-07](#) [E6433](#) [B140S1F-7](#) [HSM560Je3/TR13](#) [DDB2265-000](#) [ZHCS506QTA](#)
[HSM190Je3/TR13](#) [B330AF-13](#) [ACDBUC0230-HF](#) [SDM1U100S1F-7](#) [MBR10200CTF-G1](#) [CDLL5712](#)