

SOT-23 贴片塑封开关二极管
SOT-23 Plastic-Encapsulate Switching Diode

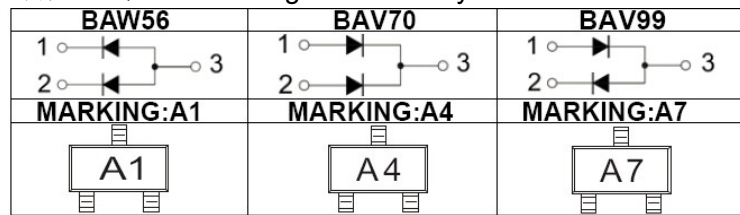
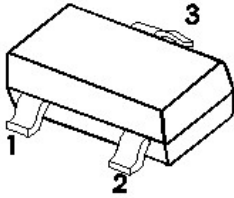
特征 Features

- 开关速度小于 6nS; Fast Switching Device (TRR <6nS)
- 最大功率耗散 225mW; Power Dissipation of 225mW
- 高稳定性和可靠性。High Stability and High Reliability
- 反向漏电流小。Low reverse leakage

机械数据 Mechanical Data

- 封装: SOT-23 封装 SOT-23 Small Outline Plastic Package
- 环氧树脂 UL 易燃等级 Epoxy UL: 94V-0
- 安装位置: 任意 Mounting Position: Any

SOT-23



极限值和温度特性(TA = 25℃ 除非另有规定)

Maximum Ratings & Thermal Characteristics (Ratings at 25℃ ambient temperature unless otherwise specified.)

参数 Parameters	符号 Symbol	数值 Value	单位 Unit
反向电压 Reverse Voltage	VR	100	V
功率消耗 Power Dissipation	Pd	225	mW
工作结温 Operating junction temperature	Tj	150	℃
存储温度 Storage temperature range	Ts	-65-+150	℃
平均整流电流 Average Rectified Current	IO	200	mA
正向(不重复)电流 Non-repetitive Peak Forward Current	IFM	400	mA
正向(不重复)浪涌电流 Peak Forward Surge Current @tp=1ms; TA=25℃	IFSM	2.0	A
典型热阻 Typical thermal resistance	RθJA	500	℃/W

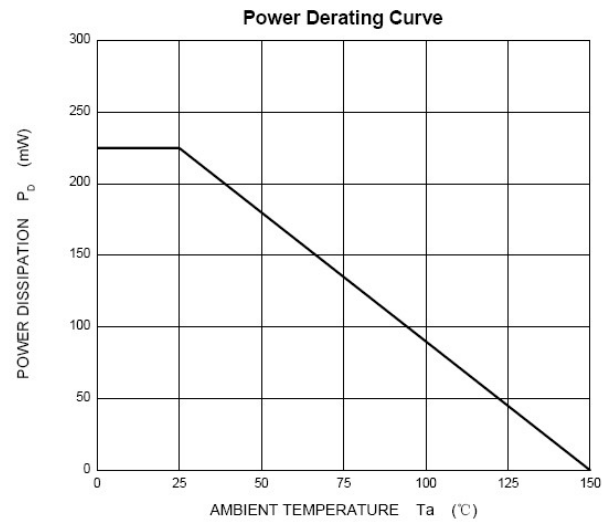
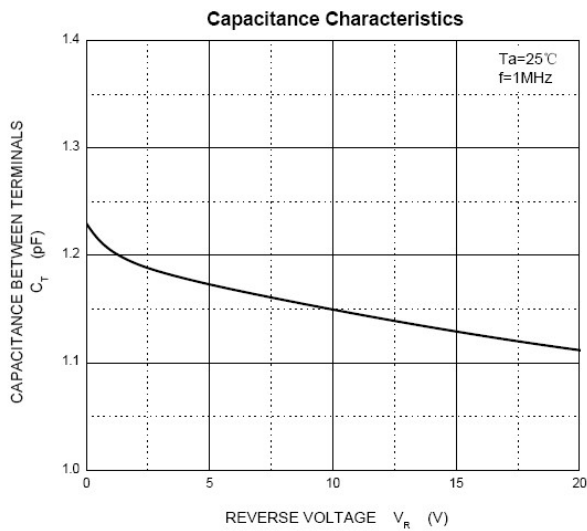
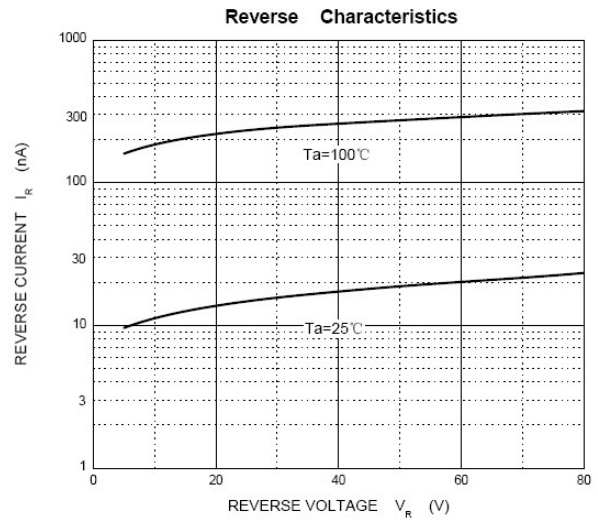
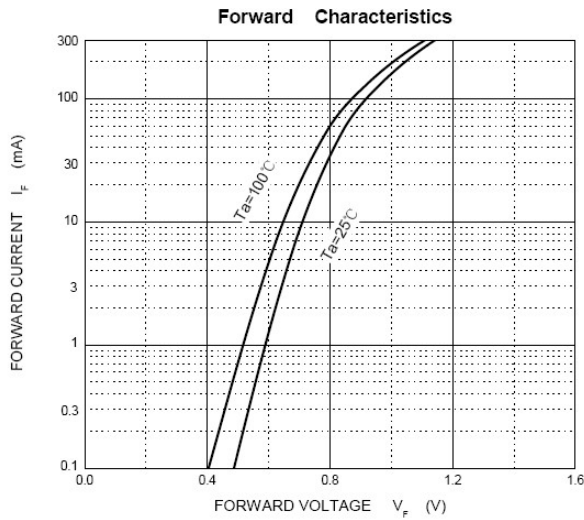
Valid provided that electrodes are kept at ambient temperature.

电特性 Electrical Characteristics (Ratings at 25℃ ambient temperature unless otherwise specified).

符号 Symbols	参数 Parameter	测试条件 Test Condition	界限 Limits		单位 Unit
			Min	Max	
VRB	反向击穿电压 Reverse Voltage	IB=100uA	100	---	V
IR	反向漏电流 Reverse Leakage Current	VR=100V	---	1.0	uA
VF	正向电压 Forward Voltage	IF=1mA	---	0.715	V
		IF=10mA	---	0.855	
		IF=50mA	---	1.00	
		IF=150mA	---	1.25	
TRR	反向恢复时间 Reverse Recovery Time	IF= IR=10mA,RL=100Ω IRR=0.1xIR	---	6	nS
CT	结电容 Capacitance	VR=0V, f=1MHZ	---	1.5	pF

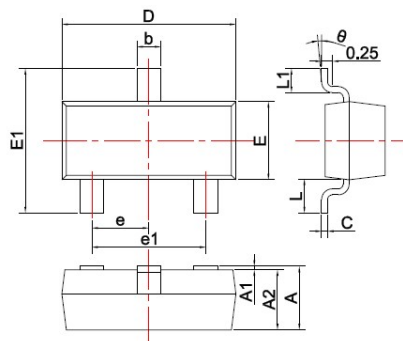


Typical Characteristics



SOT-23 PACKAGE OUTLINE

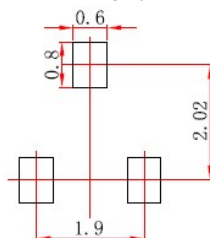
Plastic surface mounted package



SYMBOL	DIMENSIONS	
	MIN	MAX
A	0.900	1.150
A1	0.000	0.100
A2	0.900	1.050
b	0.300	0.500
c	0.080	0.150
D	2.800	3.000
E	1.200	1.400
E1	2.250	2.550
e	0.950TYP	
e1	1.800	2.000
L	0.550REF	
L1	0.300	0.500
θ	0°	8°

Unit: mm

焊盘设计参考 Precautions: PCB Design (Recommended land dimensions for SOT-23 diode. Electrode patterns for PCBs)



- Note:
- Controlling dimension; in millimeters.
 - General tolerance: $\pm 0.05\text{mm}$.
 - The pad layout is for reference purposes only.

X-ON Electronics

Largest Supplier of Electrical and Electronic Components

Click to view similar products for [Diodes - General Purpose, Power, Switching category](#):

Click to view products by [DOWO manufacturer](#):

Other Similar products are found below :

[MCL4151-TR3](#) [MMBD3004S-13-F](#) [RD0306T-H](#) [1N3611](#) [NTE156A](#) [NTE574](#) [NTE6244](#) [1SS193,LF](#) [1SS400CST2RA](#) [SDAA13](#)
[SHN2D02FUTW1T1G](#) [LS4151GS08](#) [1N4449](#) [1N456A](#) [1N4934-E3/73](#) [1N914BTR](#) [RFUH20TB3S](#) [D291S45T](#) [BAV300-TR](#) [BAW56DWQ-](#)
[7-F](#) [BAW56M3T5G](#) [BAW75-TAP](#) [MM230L-CAA](#) [IDW40E65D1](#) [JAN1N3600](#) [JAN1N4454UR-1](#) [LL4151-GS18](#) [SMMSD4148T3G](#)
[BYW95B/A52A](#) [NSVDAN222T1G](#) [CDSZC01100-HF](#) [LL4150-M-08](#) [1N4454-TR](#) [BAV70HDW-7](#) [BAS28-7](#) [JANTX1N6640](#) [BAW56HDW-](#)
[13](#) [BAS28 TR](#) [VS-HFA04SD60STR-M3](#) [NSVM1MA152WKT1G](#) [1SS388-TP](#) [RGP30D-E3/73](#) [VS-8EWF02S-M3](#) [BAV99TQ-13-F](#)
[BAV99HDW-13](#) [MMDB30-E28X](#) [IDP20C65D2XKSA1](#) [LS4148](#) [IDV15E65D2](#) [NSVM1MA152WAT1G](#)