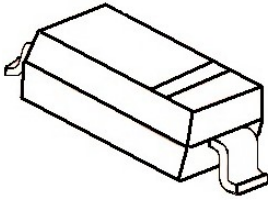


SOD-323

SOD-323 贴片塑封稳压二极管
SOD-323 Plastic-Encapsulate Zener Diode
特征 Features

- 齐纳击穿阻抗低; Low Zener Impedance
- 最大功率耗散 200mW; Power Dissipation of 200mW
- 高稳定性和可靠性。High Stability and High Reliability

机械数据 Mechanical Data

- 封装: SOD-323 封装 SOD-323 Small Outline Plastic Package
- 极性: 色环端为负极 Polarity: Color band denotes cathode end
- 安装位置: 任意 Mounting Position: Any

极限值和温度特性(TA = 25°C 除非另有规定)

Maximum Ratings & Thermal Characteristics (Ratings at 25°C ambient temperature unless otherwise specified.)

| 参数 Parameters | 符号 Symbol | 数值 Value | 单位 Unit |
|--------------------------------|-----------|-------------------|---------|
| 功率消耗 Power Dissipation | Pd | 200 ¹⁾ | mW |
| 正向压降 Forward Voltage @IF=10mA | Vf | 0.9 ²⁾ | V |
| 存储温度 Storage temperature range | Ts | -65-+150 | °C |

1) Device mounted on ceramic PCB: 7.6mm x 9.4mm x 0.87mm with pad areas 25mm²

2) Short duration test pulse used to minimize self-heating effect

3) f=1KHz

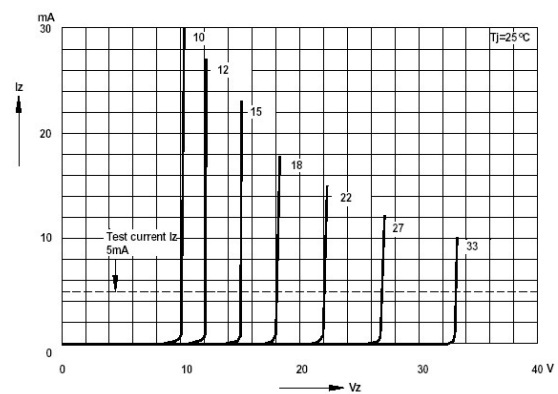
电特性 (TA = 25°C 除非另有规定)

Electrical Characteristics (Ratings at 25°C ambient temperature unless otherwise specified).

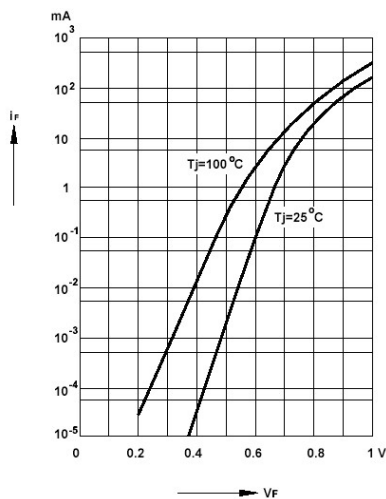
| Device | Marking | Zener Voltage Range | | | | Maximum Zener Impedance ³⁾ | | | Maximum Reverse Current | | Typical Temperature coefficient @ IZTC=mV/°C | | Test Current IZTC |
|------------|---------|---------------------|--------|--------|-----|---------------------------------------|----------|-----|-------------------------|-----|--|------|-------------------|
| | | Vz@Izt | | | Izt | Zzt @Izt | Zzk @Izk | Izk | IR | VR | Min | Max | |
| | | Nom(V) | Min(V) | Max(V) | mA | Ω | mA | μA | V | | | | |
| BZT52C2V0S | WY | 2.0 | 1.80 | 2.15 | 5 | 150 | 600 | 1.0 | 100 | 1.0 | -3.5 | 0 | 5 |
| BZT52C2V4S | WX | 2.4 | 2.2 | 2.6 | 5 | 100 | 600 | 1.0 | 50 | 1.0 | -3.5 | 0 | 5 |
| BZT52C2V7S | W1 | 2.7 | 2.5 | 2.9 | 5 | 100 | 600 | 1.0 | 20 | 1.0 | -3.5 | 0 | 5 |
| BZT52C3V0S | W2 | 3.0 | 2.8 | 3.2 | 5 | 95 | 600 | 1.0 | 10 | 1.0 | -3.5 | 0 | 5 |
| BZT52C3V3S | W3 | 3.3 | 3.1 | 3.5 | 5 | 95 | 600 | 1.0 | 5 | 1.0 | -3.5 | 0 | 5 |
| BZT52C3V6S | W4 | 3.6 | 3.4 | 3.8 | 5 | 90 | 600 | 1.0 | 5 | 1.0 | -3.5 | 0 | 5 |
| BZT52C3V9S | W5 | 3.9 | 3.7 | 4.1 | 5 | 90 | 600 | 1.0 | 3 | 1.0 | -3.5 | 0 | 5 |
| BZT52C4V3S | W6 | 4.3 | 4.0 | 4.6 | 5 | 90 | 600 | 1.0 | 3 | 1.0 | -3.5 | 0 | 5 |
| BZT52C4V7S | W7 | 4.7 | 4.4 | 5.0 | 5 | 80 | 500 | 1.0 | 3 | 2.0 | -3.5 | 0.2 | 5 |
| BZT52C5V1S | W8 | 5.1 | 4.8 | 5.4 | 5 | 60 | 480 | 1.0 | 2 | 2.0 | -2.7 | 1.2 | 5 |
| BZT52C5V6S | W9 | 5.6 | 5.2 | 6.0 | 5 | 40 | 400 | 1.0 | 1 | 2.0 | -2.0 | 2.5 | 5 |
| BZT52C6V2S | WA | 6.2 | 5.8 | 6.6 | 5 | 10 | 150 | 1.0 | 3 | 4.0 | 0.4 | 3.7 | 5 |
| BZT52C6V8S | WB | 6.8 | 6.4 | 7.2 | 5 | 15 | 80 | 1.0 | 2 | 4.0 | 1.2 | 4.5 | 5 |
| BZT52C7V5S | WC | 7.5 | 7.0 | 7.9 | 5 | 15 | 80 | 1.0 | 1 | 5.0 | 2.5 | 5.3 | 5 |
| BZT52C8V2S | WD | 8.2 | 7.7 | 8.7 | 5 | 15 | 80 | 1.0 | 0.7 | 5.0 | 3.2 | 6.2 | 5 |
| BZT52C9V1S | WE | 9.1 | 8.5 | 9.6 | 5 | 15 | 100 | 1.0 | 0.5 | 6.0 | 3.8 | 7.0 | 5 |
| BZT52C10S | WF | 10 | 9.4 | 10.6 | 5 | 20 | 150 | 1.0 | 0.2 | 7.0 | 4.5 | 8.0 | 5 |
| BZT52C11S | WG | 11 | 10.4 | 11.6 | 5 | 20 | 150 | 1.0 | 0.1 | 8.0 | 5.4 | 9.0 | 5 |
| BZT52C12S | WH | 12 | 11.4 | 12.7 | 5 | 25 | 150 | 1.0 | 0.1 | 8.0 | 6.0 | 10.0 | 5 |
| BZT52C13S | WI | 13 | 12.4 | 14.1 | 5 | 30 | 170 | 1.0 | 0.1 | 8.0 | 7.0 | 11.0 | 5 |

| Device | Marking | Zener Voltage Range | | | | Maximum Zener Impedance | | | Maximum Reverse Current | | Typical Temperature coefficient @ IZTC=mV/°C | | Test Current IZTC |
|-----------|---------|---------------------|--------|--------|-----|-------------------------|----------|-----|-------------------------|------|--|------|-------------------|
| | | Vz@Izt | | | Izt | Zzt @Izt | Zzk @Izk | Izk | IR | VR | Min | Max | |
| | | Nom(V) | Min(V) | Max(V) | mA | Ω | Ω | mA | uA | V | | | |
| BZT52C15S | WJ | 15 | 13.8 | 15.6 | 5 | 30 | 200 | 1.0 | 0.1 | 10.5 | 9.2 | 13.0 | 5 |
| BZT52C16S | WK | 16 | 15.3 | 17.1 | 5 | 40 | 200 | 1.0 | 0.1 | 11.2 | 10.4 | 14.0 | 5 |
| BZT52C18S | WL | 18 | 16.8 | 19.1 | 5 | 45 | 225 | 1.0 | 0.1 | 12.6 | 12.4 | 16.0 | 5 |
| BZT52C20S | WM | 20 | 18.8 | 21.2 | 5 | 55 | 225 | 1.0 | 0.1 | 14.0 | 14.4 | 18.0 | 5 |
| BZT52C22S | WN | 22 | 20.8 | 23.3 | 5 | 55 | 250 | 1.0 | 0.1 | 15.4 | 16.4 | 20.0 | 5 |
| BZT52C24S | WO | 24 | 22.8 | 25.6 | 5 | 70 | 250 | 1.0 | 0.1 | 16.8 | 18.4 | 22.0 | 5 |
| BZT52C27S | WP | 27 | 25.1 | 28.9 | 2 | 80 | 300 | 0.5 | 0.1 | 18.9 | 21.4 | 25.3 | 2 |
| BZT52C30S | WQ | 30 | 28.0 | 32.0 | 2 | 80 | 300 | 0.5 | 0.1 | 21.0 | 24.4 | 29.4 | 2 |
| BZT52C33S | WR | 33 | 31.0 | 35.0 | 2 | 80 | 325 | 0.5 | 0.1 | 23.1 | 27.4 | 33.4 | 2 |
| BZT52C36S | WS | 36 | 34.0 | 38.0 | 2 | 90 | 350 | 0.5 | 0.1 | 25.2 | 30.4 | 37.4 | 2 |
| BZT52C39S | WT | 39 | 37.0 | 41.0 | 2 | 130 | 350 | 0.5 | 0.1 | 27.3 | 33.4 | 41.2 | 2 |
| BZT52C43S | WU | 43 | 40.0 | 46.0 | 2 | 100 | 700 | 1.0 | 0.1 | 32.0 | 10.0 | 12.0 | 5 |
| BZT52C47S | WV | 47 | 44.0 | 50.0 | 2 | 100 | 750 | 1.0 | 0.1 | 35.0 | 10.0 | 12.0 | 5 |
| BZT52C51S | WW | 51 | 48.0 | 54.0 | 2 | 100 | 750 | 1.0 | 0.1 | 38.0 | 10.0 | 12.0 | 5 |
| BZT52C56S | XW | 56 | 52.0 | 60.0 | 2 | 135 | 700 | 1.0 | 0.1 | 39.0 | 10.0 | 12.0 | 5 |
| BZT52C62S | 6E | 62 | 58.0 | 66.0 | 2 | 200 | 1000 | 1.0 | 0.2 | 47.0 | 10.0 | 12.0 | 5 |
| BZT52C68S | 6F | 68 | 64.0 | 72.0 | 2 | 250 | 1000 | 1.0 | 0.2 | 52.0 | 10.0 | 12.0 | 5 |
| BZT52C75S | 6H | 75 | 70.0 | 79.0 | 2 | 300 | 1000 | 1.0 | 0.2 | 57 | 10.0 | 12.0 | 5 |

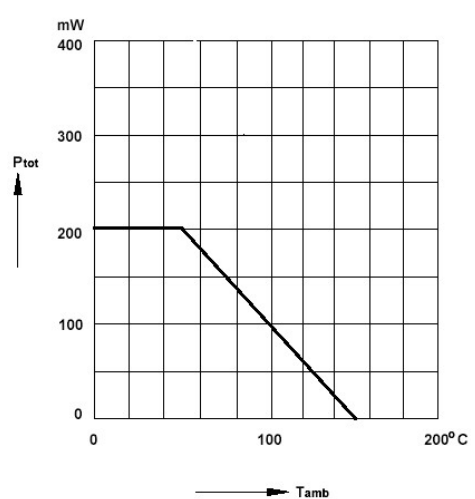
Breakdown characteristics
at Tj=constant (pulsed)



Forward characteristics

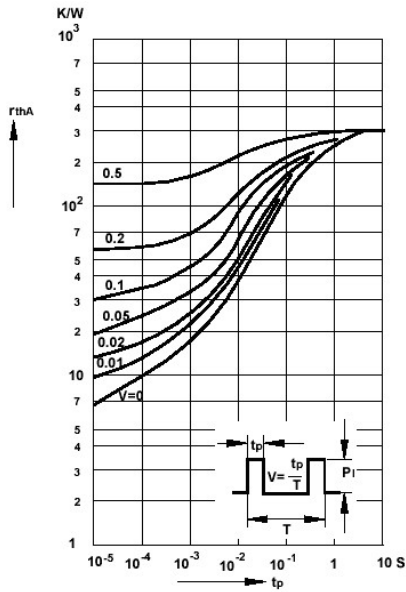


Admissible power dissipation versus ambient temperature

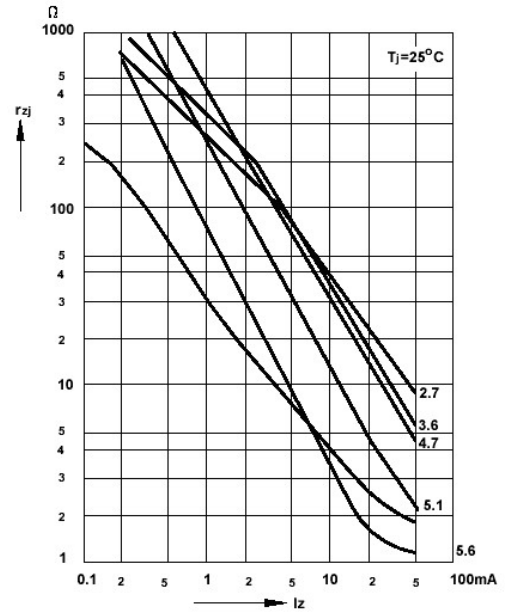




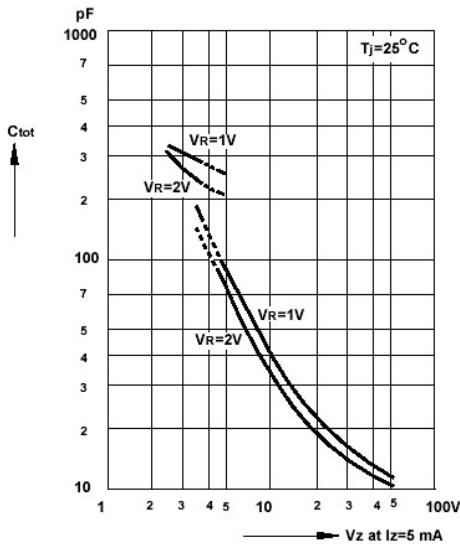
Pulse thermal resistance versus pulse duration



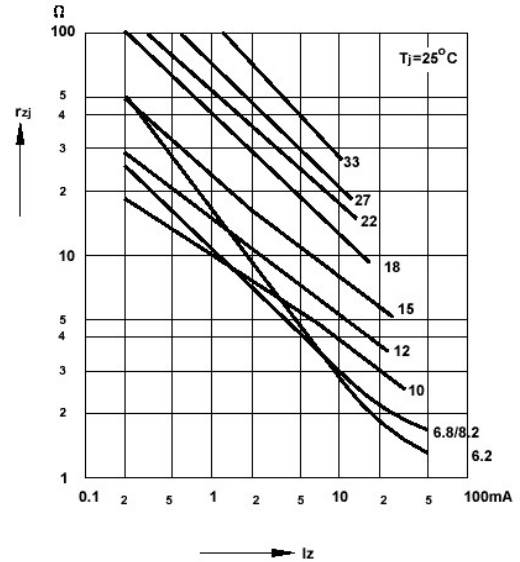
Dynamic resistance versus Zener current



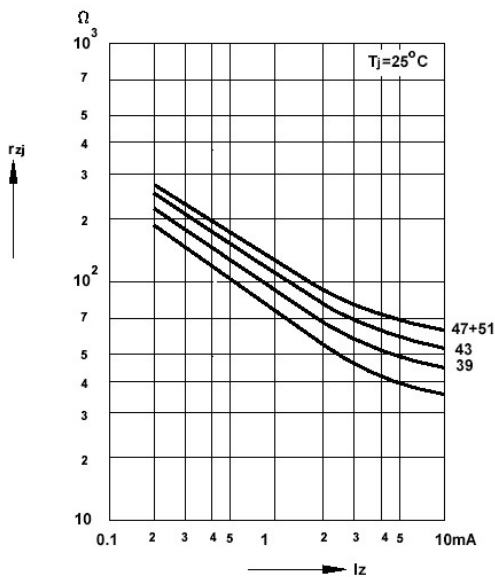
Capacitance versus Zener voltage



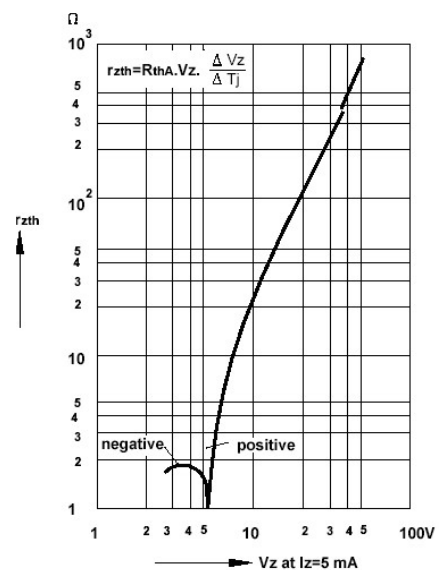
Dynamic resistance versus Zener current



Dynamic resistance versus Zener current

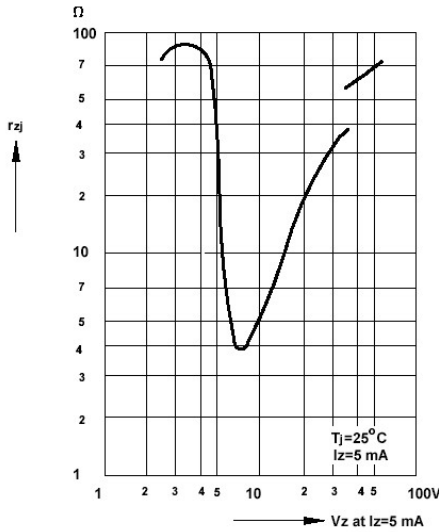


Thermal differential resistance versus Zener voltage

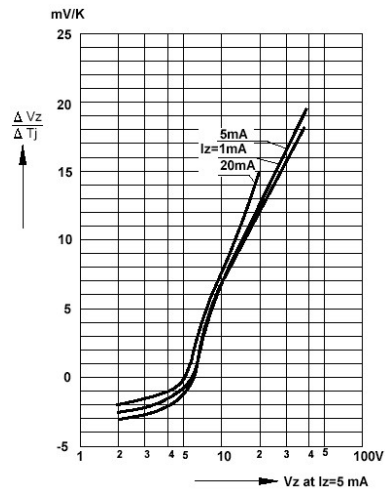




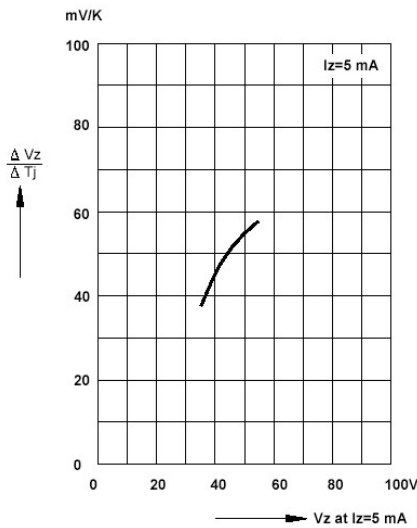
Dynamic resistance versus Zener voltage



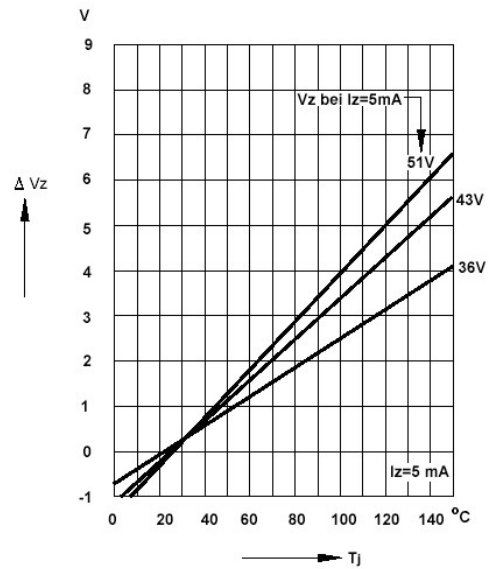
Temperature dependence of Zener voltage versus Zener voltage



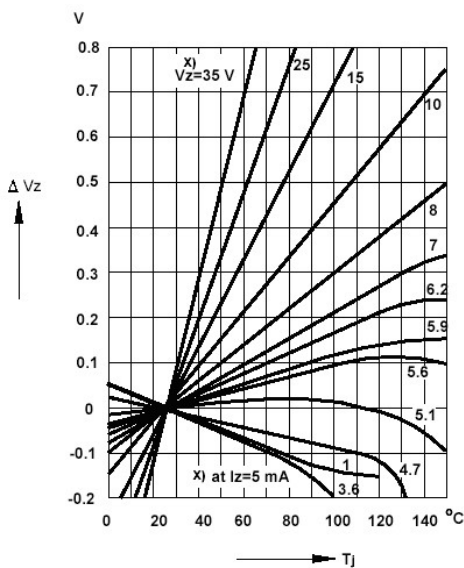
Temperature dependence of Zener voltage versus Zener voltage



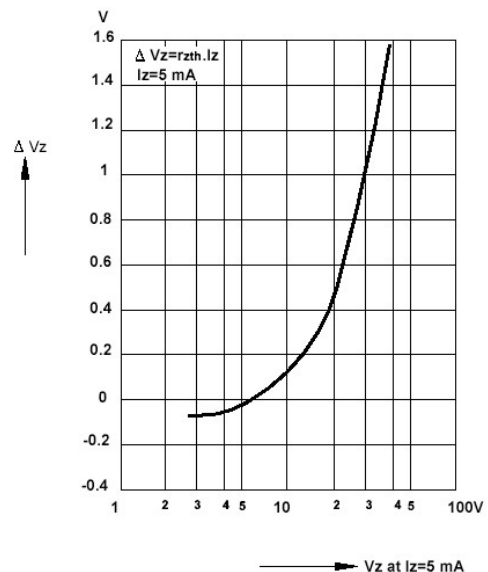
Change of Zener voltage versus junction temperature



Change of Zener voltage versus junction temperature



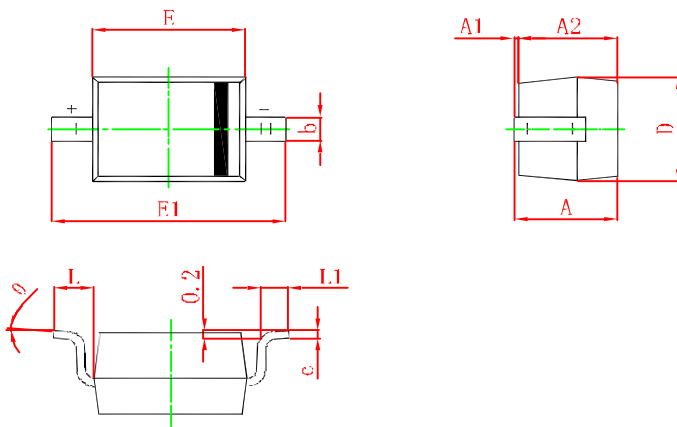
Change of Zener voltage from turn-on up to the point of thermal equilibrium versus Zener voltage





SOD-323 PACKAGE OUTLINE Plastic surface mounted package

SOD-323



| Symbol | Min.(mm) | Max.(mm) |
|--------|----------|----------|
| A | | 1.000 |
| A1 | 0.000 | 0.100 |
| A2 | 0.800 | 0.900 |
| b | 0.250 | 0.350 |
| c | 0.080 | 0.150 |
| D | 1.200 | 1.400 |
| E | 1.600 | 1.800 |
| E1 | 2.500 | 2.700 |
| L | 0.475REF | |
| L1 | 0.250 | 0.400 |
| θ | 0° | 8° |

X-ON Electronics

Largest Supplier of Electrical and Electronic Components

Click to view similar products for [Zener Diodes](#) category:

Click to view products by [DOWO](#) manufacturer:

Other Similar products are found below :

[RKZ13B2KG#P1](#) [DL5234B](#) [EDZTE6113B](#) [1N4682](#) [1N4693](#) [1N4732A](#) [1N4736A](#) [1N4750A](#) [1N4759ARL](#) [1N5241B](#) [1N5365B](#) [1N5369B](#)
[1N747A](#) [1N964B](#) [1N966B](#) [1N968B](#) [1N972B](#) [JANS1N4974US](#) [JANTX1N5907](#) [1N4692](#) [1N4700](#) [1N4702](#) [1N4704](#) [1N4711](#) [1N4714](#)
[1N4745ARL](#) [1N4752ARL](#) [1N4760ARL](#) [1N5221B](#) [1N5242BTR](#) [1N5350B](#) [1N5352B](#) [1N961BRR1](#) [1N964BRL](#) [RKZ5.1BKU#P6](#)
[3SMAJ5946B-TP](#) [3SMAJ5950B-TP](#) [3SMBJ5925B-TP](#) [MMSZ5230BQ-13-F](#) [MMSZ5232BQ-13-F](#) [BZX84C7V5](#) [3SMAJ5945B-TP](#)
[3SMAJ5947B-TP](#) [3SMBJ5941B-TP](#) [DL4732A-T3](#) [DZ2S240M0L](#) [SMAZ27-TP](#) [ZMM5224B-7](#) [RD16UM-T1-A](#) [RD39S-T1-A](#)