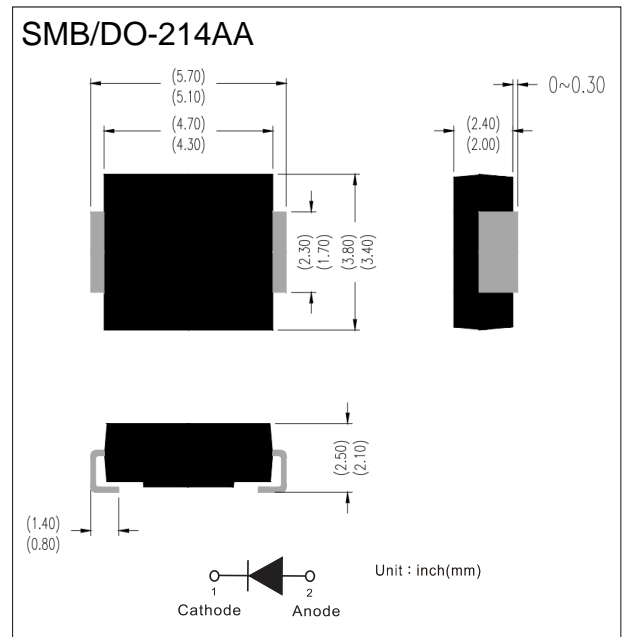


■ Features

- Glass passivated junction chip
- Ideal for automated placement
- Super fast recovery time for high efficiency
- Comply with RoHS standard, halogen-free

■ Mechanical Data

- package:SMB/DO-214AA
- Polarity: Indicated by cathode band
- Epoxy: UL 94V-0 rate flame retardant
- Mounting Position : Any



■ Absolute Maximum Ratings($T_A=25^\circ\text{C}$ unless otherwise noted)

PARAMETER	SYMBOL	ES2A	ES2B	ES2C	ES2D	ES2F	ES2G	ES2H	ES2J	UNIT
Repetitive peak reverse voltage	V_{RRM}	50	100	150	200	300	400	500	600	V
Reverse voltage, total rms value	$V_{R(RMS)}$	30	70	105	140	210	280	350	420	V
Maximum DC blocking voltage	V_{DC}	50	100	150	200	300	400	500	600	V
Forward current	$I_{F(AV)}$	2								A
Surge peak forward current, 8.3 ms single half sine-wave superimposed on rated load per diode	I_{FSM}	50								A
Junction temperature	T_J	- 55 to +150								$^\circ\text{C}$
Storage temperature	T_{STG}	- 55 to +150								$^\circ\text{C}$

■ Thermal Performance($T_A=25^\circ\text{C}$ unless otherwise noted)

PARAMETER	SYMBOL	LIMIT	UNIT
Junction to Lead Thermal Resistance	$R_{\theta JL}$	20	$^\circ\text{C/W}$
Junction to Ambient Thermal Resistance	$R_{\theta JA}$	75	$^\circ\text{C/W}$

Electrical Specifications ($T_A=25^\circ\text{C}$ unless otherwise noted)

PARAMETER		CONDITIONS	SYMBOL	TYP	MAX	UNIT
Forward voltage per diode ⁽¹⁾	ES2A	$I_F = 2\text{A}, T_J = 25^\circ\text{C}$	V_F	-	0.95	V
	ES2B			-		V
	ES2C			-		V
	ES2D			-		V
	ES2F			-	1.30	V
	ES2G			-		V
	ES2H			-	1.70	V
	ES2J			-		V
Reverse current @ rated V_R per diode ⁽²⁾		$T_J = 25^\circ\text{C}$	I_R	-	10	μA
		$T_J = 125^\circ\text{C}$		-	350	μA
Junction capacitance	ES2A	1 MHz, $V_R=4.0\text{V}$	C_J	25	-	pF
	ES2B				-	pF
	ES2C				-	pF
	ES2D				-	pF
	ES2F			20	-	pF
	ES2G				-	pF
	ES2H				-	pF
	ES2J				-	pF
Reverse recovery time		$I_F=0.5\text{A}, I_R=1.0\text{A}$ $I_{RR}=0.25\text{A}$	t_{rr}	-	35	ns

Notes:

1. Pulse test with PW=0.3 ms
2. Pulse test with PW=30 ms



■ Characteristics Curves($T_A=25^{\circ}\text{C}$ unless otherwise noted)

Fig1. Forward Current Derating Curve

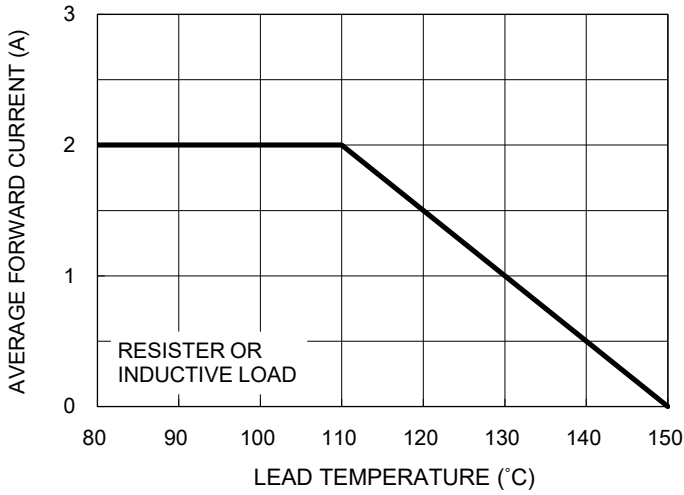


Fig2. Typical Junction Capacitance

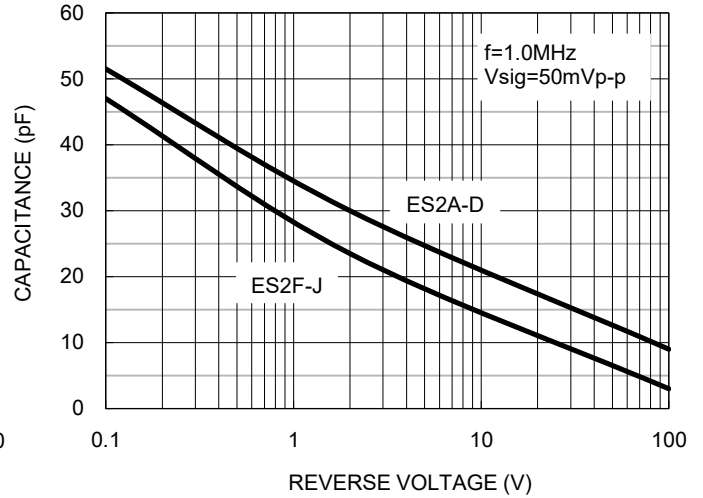


Fig3. Typical Reverse Characteristics

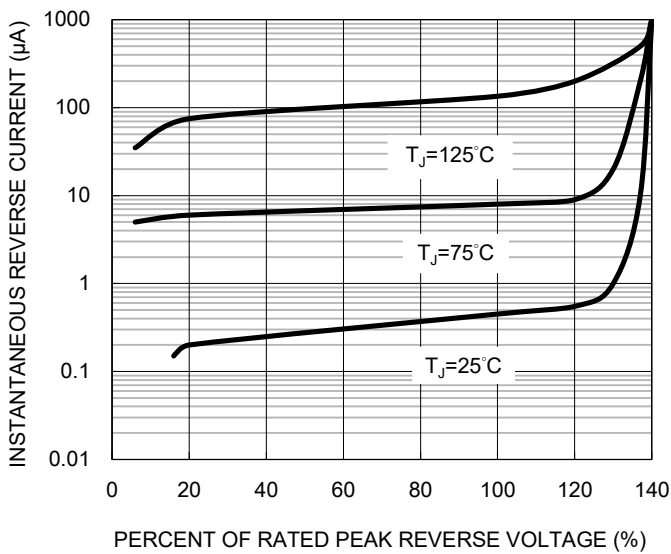


Fig4. Typical Forward Characteristics

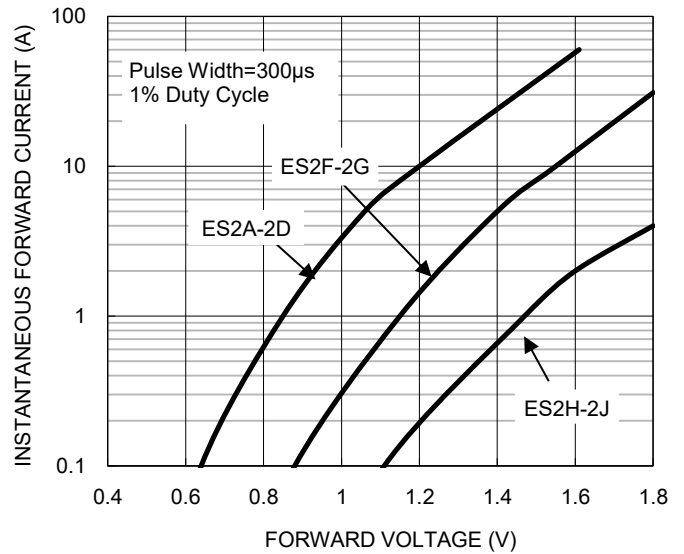
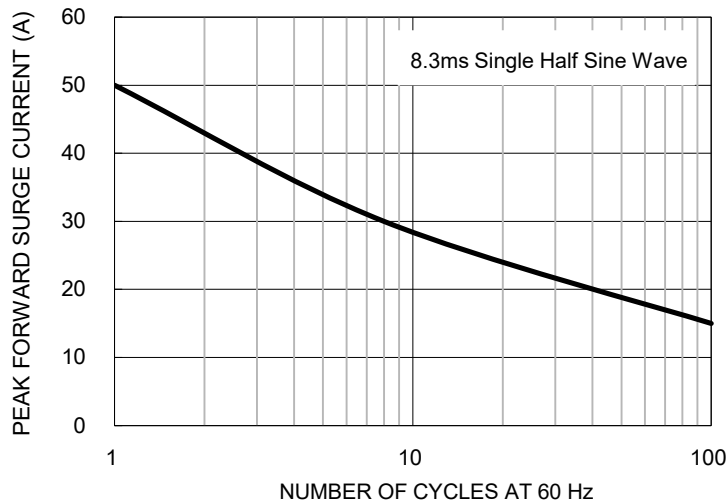


Fig5. Maximum Non-repetitive Forward Surge Current



X-ON Electronics

Largest Supplier of Electrical and Electronic Components

Click to view similar products for [Rectifiers](#) category:

Click to view products by [DOWO](#) manufacturer:

Other Similar products are found below :

[70HFR40](#) [FR105 R0](#) [RL252-TP](#) [1N5397](#) [JANTX1N5634A](#) [1N4005-TR](#) [1N4007-BP](#) [UFS120Je3/TR13](#) [20ETS12S](#) [RRE02VS6SGTR](#)
[MS306](#) [A1N5404G-G](#) [CRF02\(T5L,TEMQ\)](#) [ACGRB207-HF](#) [CLH07\(TE16L,Q\)](#) [CLH03\(TE16L,Q\)](#) [1N5395-TP](#) [UES1302](#) [ACGRC307-HF](#)
[ACEFC304-HF](#) [DZ-1380](#) [85HFR60](#) [40HFR60](#) [70HF120](#) [85HFR80](#) [SCF7500](#) [SM100](#) [ACGRA4001-HF](#) [SKN70/08](#) [SKR70/08](#) [NTE5819](#)
[NTE5827](#) [NTE5828](#) [NTE5911](#) [NTE5915](#) [NTE6104](#) [NTE6163](#) [NTE6164](#) [NTE6165](#) [NTE6364](#) [TSD3G](#) [SET130312](#) [NRVUS110VT3G](#)
[UES1106](#) [UES1306](#) [NRVUS240VT3G](#) [D5FE60-5063](#) [R4000GPS-TP](#) [D4015L56TP](#) [UES1306HR2](#)