



Features

- 350 Watts Peak Pulse Power per Line ($t_p = 8/20\mu s$)
- Bidirectional Configuration
- Protects One Power or I/O Port
- ESD Protection > 40 kilovolts
- Low Clamping Voltages
- Ultra Low Capacitance: 1.0 pF Typical

IEC Compatibility (EN61000-4)

- IEC 61000-4-2 (ESD) $\pm 15kV$ (air), $\pm 8kV$ (contact)
- IEC 61000-4-4 (EFT) 40A (5/50ns)
- IEC 61000-4-5(Surge): 20A, 8/20 μs

Mechanical Characteristics

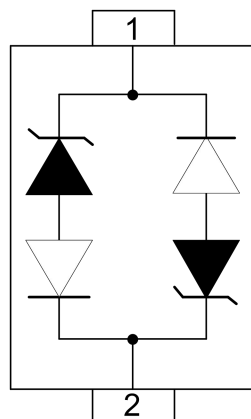
- Molded JEDEC SOD-323 package
- Weight 10 milligrams (Approximate)
- Flammability rating UL 94V-0
- 8mm Tape and Reel Per EIA Standard 481
- Device Marking: Marking Code
- RoHS Compliant

Applications

- Ethernet - 10/100/1000 Base T
- Cellular Phones
- Handheld - Wireless Systems
- Personal Digital Assistant (PDA)
- USB Interface



PIN Configuration



BIDIRECTIONAL

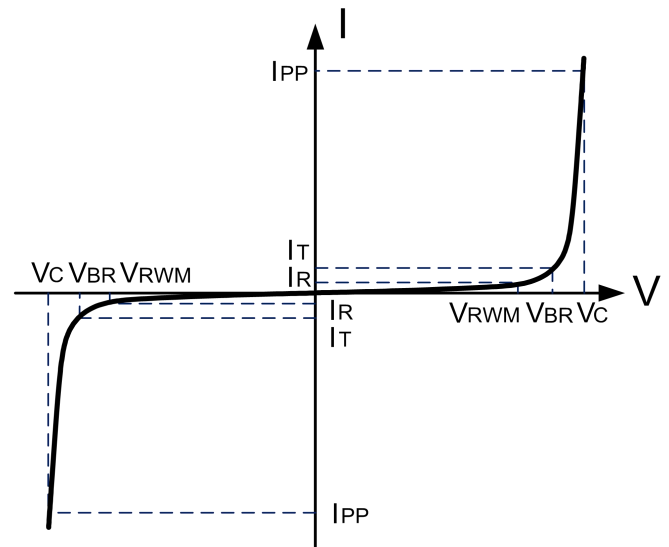


Absolute Maximum Rating

Rating	Symbol	Value	Units
Peak Pulse Power ($t_p=8/20\mu s$) - See Figure 1	P_{PP}	350	Watts
Operating Temperature	T_J	-55 to + 150	$^{\circ}C$
Storage Temperature	T_{STG}	-55 to +150	$^{\circ}C$

Electrical Parameters (T=25 $^{\circ}C$)

Symbol	Parameter
I_{PP}	Maximum Reverse Peak Pulse Current
V_C	Clamping Voltage @ I_{PP}
V_{RWM}	Working Peak Reverse Voltage
I_R	Maximum Reverse Leakage Current @ V_{RWM}
V_{BR}	Breakdown Voltage @ I_T
I_T	Test Current
I_F	Forward Current
V_F	Forward Voltage @ I_F



Electrical Characteristics

PART NUMBER (See Note 1 & Note 2)	DEVICE MARKING	RATED STAND-OFF VOLTAGE V_{WM} (Volts)	MINIMUM BREAKDOWN VOLTAGE @ 1mA V_{BR} (Volts)	MAXIMUM CLAMPING VOLTAGE (See Fig. 2) @ $I_P = 1A$ V_C (Volts)	MAXIMUM CLAMPING VOLTAGE (See Fig. 2) @ $8/20\mu s$ V_C @ I_{PP}	MAXIMUM LEAKAGE CURRENT @ V_{WM} I_d (μA)	TYPICAL CAPACITANCE @ $0V$, 1 MHz C (pF)
GBLC03C	3B	3.3	4.0	7.0	19.0V @ 20.0A	1	1

Note 1: Part numbers with an additional "B" suffix are bidirectional devices

Note 2: For Bidirectional Devices Only: Electrical characteristics apply in both directions.

Typical Characteristics

Figure 1: Peak Pulse Power vs. Pulse Time

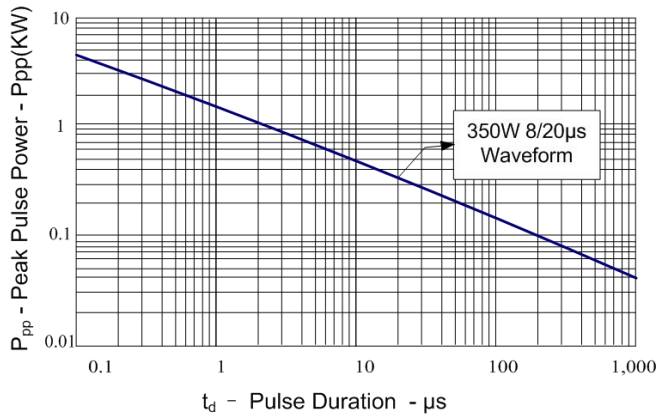


Figure 2: Power Derating Curve

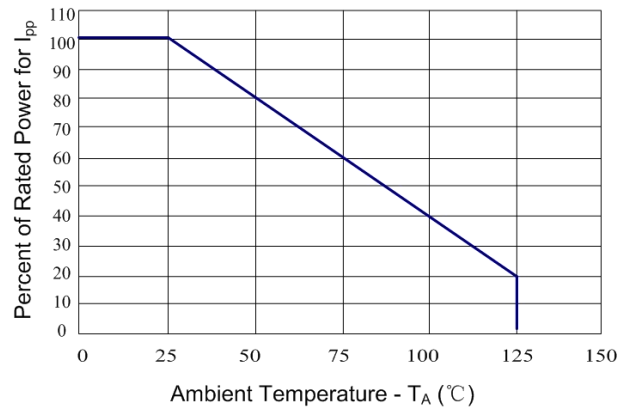


Figure 3: Clamping Voltage vs. Peak Pulse Current

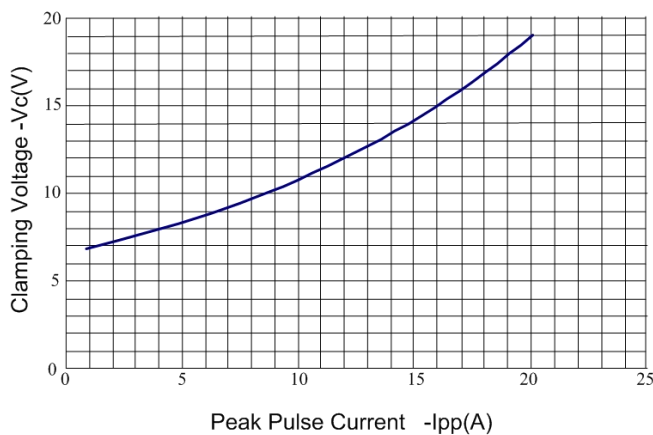


Figure 4: Normalized Junction Capacitance vs. Reverse Voltage

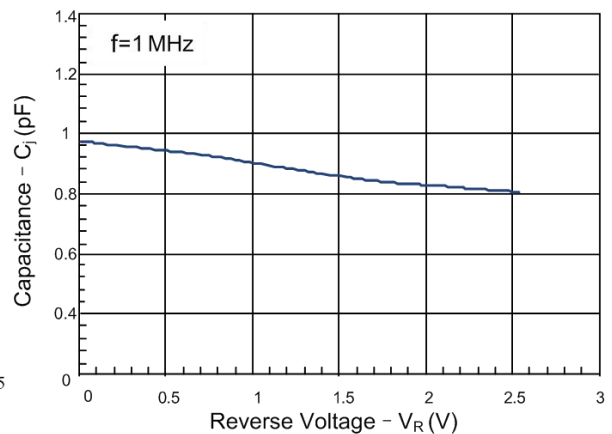


Figure 5: Pulse Waveform

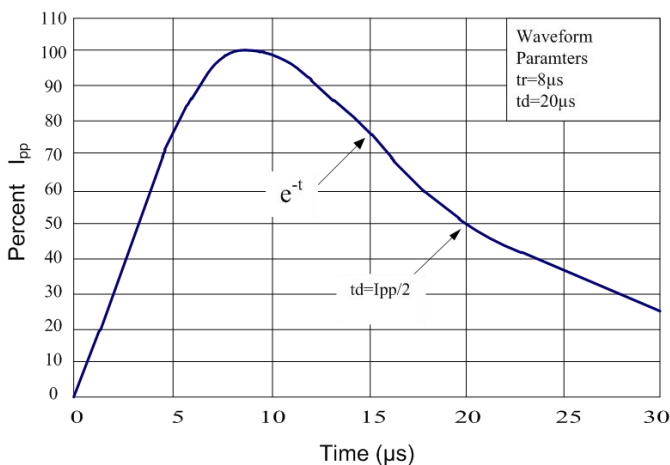
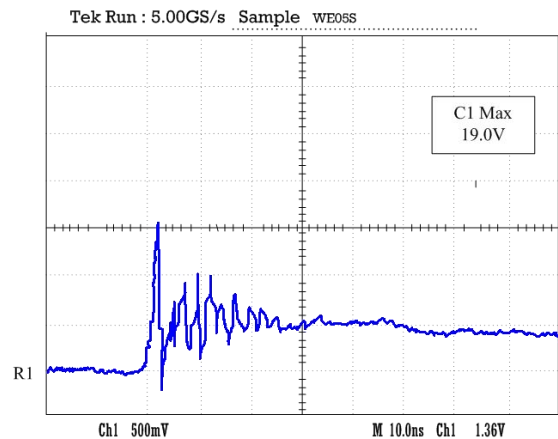

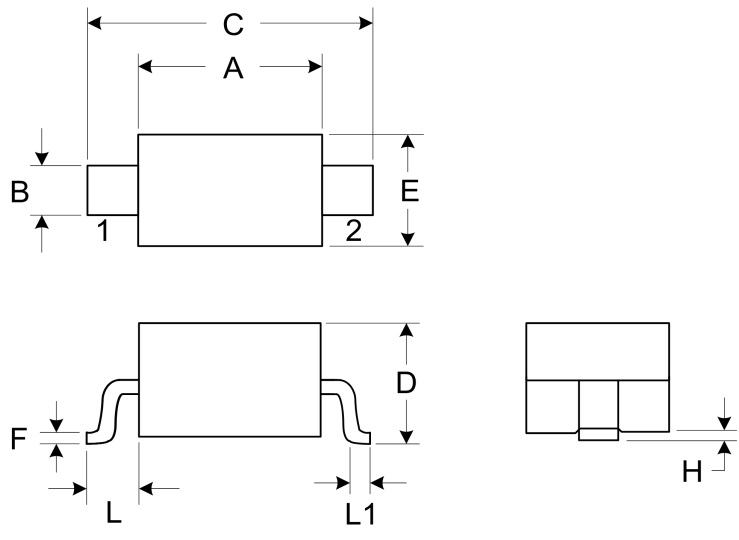
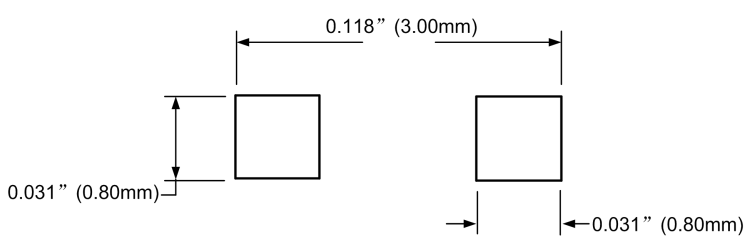


Figure 6: ESD Clamping (8kV Contact per IEC 61000-4-2)

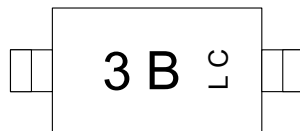




Outline Drawing – SOD323

PACKAGE OUTLINE		 SOD-323			
		DIMENSIONS			
SYMBOL	MILLIMETER		INCHES		
	MIN	MAX	MIN	MAX	
A	1.60	1.80	0.063	0.071	
B	0.25	0.35	0.010	0.014	
C	2.50	2.70	0.098	0.106	
D	0.00	1.00	0.000	0.039	
E	1.20	1.40	0.047	0.055	
F	0.08	0.15	0.003	0.006	
L	0.475 REF		0.019REF		
L1	0.25	0.40	0.010	0.016	
H	0.00	0.10	0.000	0.004	
MOUNTING PAD		Notes 1. Controlling Dimensions in Millimeters. 2. Dimensions are exclusive of mold flash and metal burrs.			
					

Marking Codes



Package Information

Qty: 3k/Reel

X-ON Electronics

Largest Supplier of Electrical and Electronic Components

Click to view similar products for [ESD Suppressors / TVS Diodes](#) category:

Click to view products by [DOWO](#) manufacturer:

Other Similar products are found below :

[60KS200C](#) [D18V0L1B2LP-7B](#) [D5V0F4U5P5-7](#) [DESD5V0U1BB-7](#) [NTE4902](#) [P4KE27CA](#) [P6KE11CA](#) [P6KE39CA-TP](#) [P6KE8.2A](#)
[SA110CA](#) [SA60CA](#) [SA64CA](#) [SMBJ12CATR](#) [SMBJ33CATR](#) [SMBJ8.0A](#) [ESD101-B1-02ELS E6327](#) [ESD105-B1-02EL E6327](#) [ESD112-B1-02EL E6327](#) [ESD119B1W01005E6327XTSA1](#) [ESD5V0L1B02VH6327XTSA1](#) [ESD7451N2T5G](#) [19180-510](#) [CPDT-5V0USP-HF](#)
[3.0SMCJ33CA-F](#) [3.0SMCJ36A-F](#) [HSPC16701B02TP](#) [D3V3Q1B2DLP3-7](#) [D55V0M1B2WS-7](#) [DESD5V0U1BL-7B](#) [DRTR5V0U4SL-7](#)
[SCM1293A-04SO](#) [ESD200-B1-CSP0201 E6327](#) [SM12-7](#) [SMLJ45CA-TP](#) [CEN955 W/DATA](#) [82350120560](#) [VESD12A1A-HD1-GS08](#)
[CPDUR5V0R-HF](#) [CPDQC5V0U-HF](#) [CPDQC5V0USP-HF](#) [CPDQC5V0-HF](#) [D1213A-01LP4-7B](#) [D1213A-02WL-7](#) [MMAD1108/TR13](#)
[5KP100A](#) [5KP15A](#) [5KP18A](#) [5KP48A](#) [5KP90A](#) [5KP90CA](#)