



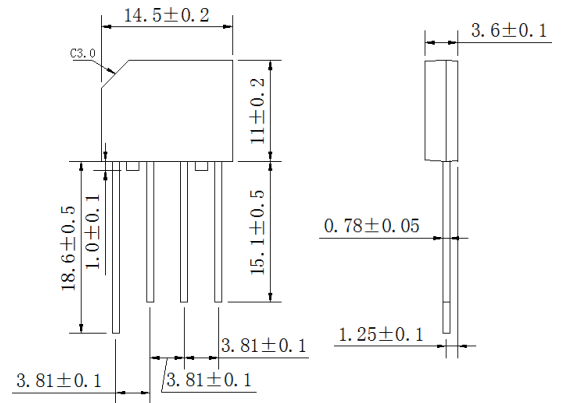
■ Features

- Ideal for printed circuit board mounting
- The plastic material used carries Underwriters Laboratory flammability recognition 94V-0
- Built-in printed circuit board stand-offs
- High case dielectric strength
- High temperature soldering guaranteed  
265°C/10 seconds at 5 lbs (2.3kg) tension

■ Mechanical Data

- Case: Reliable low cost construction utilizing molded plastic technique
- Terminals: Plated leads solderable per MIL-STD-202, Method 208
- Mounting Position: Any

■ Maximum Ratings & Thermal Characteristics



Dimensions in inches and (millimeters)

CHARACTERISTICS	SYMBOL	KBP3005	KBP301	KBP302	KBP304	KBP306	KBP308	KBP310	UNIT
Maximum Recurrent Peak Reverse Voltage	VRRM	50	100	200	400	600	800	1000	V
Maximum RMS Voltage	VRMS	30	70	140	280	420	560	700	V
Maximum DC Blocking Voltage	VDC	50	100	200	400	600	800	1000	V
Maximum Average Forward Rectified output Current at T <sub>a</sub> =40°C	I <sub>F(AV)</sub>	3							A
Peak Forward Surge Current Single Sine-Wave SuperImposed on Rated Load (JEDEC Method)	I <sub>FSM</sub>	60							A
Operating junction and storage temperature range	T <sub>J</sub> T <sub>STG</sub>	-55 to +150							°C

Notes: Rating at 25°C ambient temperature unless otherwise specified, Resistive or Inductive load, 60 Hz. For Capacitive load derate current by 20%.

■ Electrical Characteristics

Parameter	Symbol	KBP3005	KBP301	KBP302	KBP304	KBP306	KBP308	KBP310	Unit
Maximum instantaneous forward voltage drop per leg at 3.0A	V <sub>F</sub>	1.1							V
Maximum DC reverse current at rated DC blocking voltage per element T <sub>A</sub> =25°C T <sub>A</sub> =125°C	I <sub>R</sub>	10 500							uA

Notes: Rating at 25°C ambient temperature unless otherwise specified, Resistive or Inductive load, 60 Hz. For Capacitive load derate current by 20%  
Measured at 2.0MHz and applied reverse voltage of 4.0 volts



■ Rating and Characteristic Curves (  $T_A=25^{\circ}\text{C}$  Unless otherwise noted )

Fig. 1 Derating Curve for Output Rectified Current

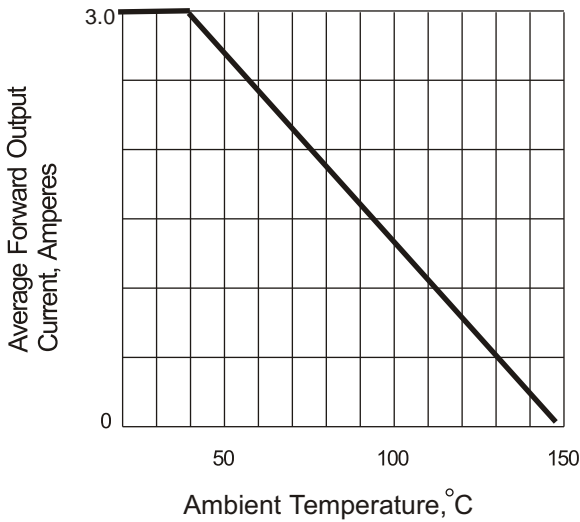


Fig. 2 Maximum Non-repetitive Peak Forward Surge Current

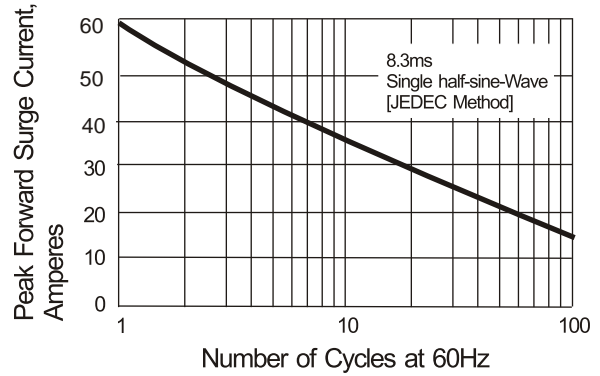


Fig. 3 Typical Instantaneous Forward Characteristics

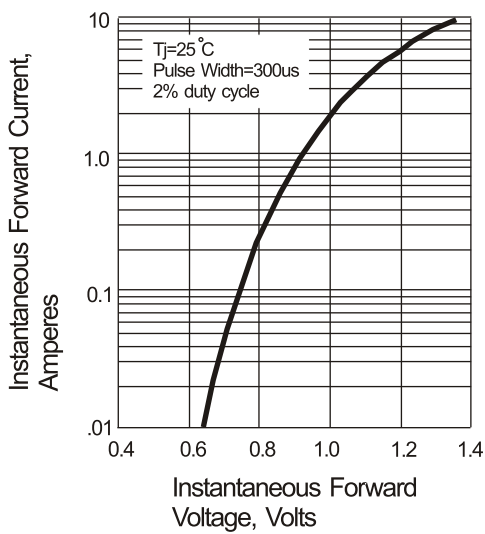


Fig. 4 Typical Reverse Characteristics

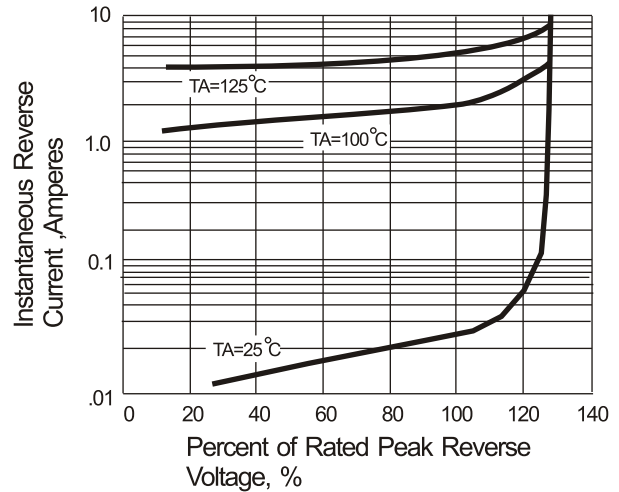
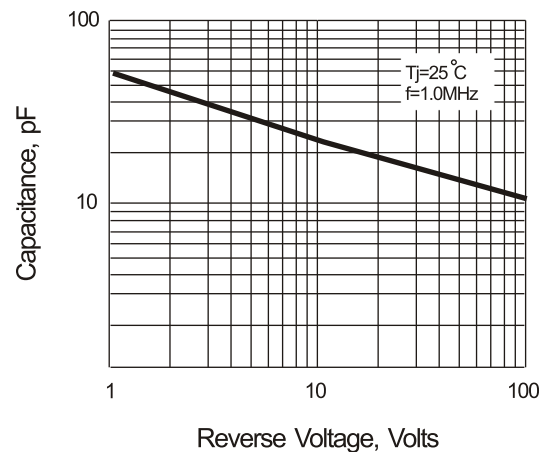


Fig. 5 Typical Junction Capacitance



## X-ON Electronics

Largest Supplier of Electrical and Electronic Components

*Click to view similar products for [Bridge Rectifiers](#) category:*

*Click to view products by [DOWO](#) manufacturer:*

Other Similar products are found below :

[MB252](#) [MB356G](#) [MB358G](#) [GBJ1504-BP](#) [GBU10B-BP](#) [GBU15K-BP](#) [GBU4A-BP](#) [GBU4D-BP](#) [DB101-BP](#) [DF01](#) [DF10SA-E345](#) [KBPC50-10S](#) [RS405GL-BP](#) [GBJ1502-BP](#) [GBU6M](#) [TB102M](#) [MB1510](#) [MB86](#) [TL401G](#) [MDA920A2](#) [TU602](#) [TU810](#) [MP5010W-BP](#) [MP501W-BP](#) [MP502-BP](#) [KBPC25-02](#) [VBO160-12NO7](#) [VS-110MT120KPBF](#) [VS-60MT80KPBF](#) [DB105-BP](#) [DF1510S](#) [VS-40MT160PAPBF](#) [GBU4G-BP](#) [GSIB15A80-E3/45](#) [DB104-BP](#) [D3SB60](#) [TB354](#) [GBJ2504-BP](#) [26MB100A](#) [B1S-G](#) [VS-40MT160KPBF](#) [VUO162-16NO7](#) [ABS10-G](#) [GBU6B-BP](#) [GBJ1508-BP](#) [BR5010-G](#) [ABS6-G](#) [B125C800G-E4/51](#) [MSB15MH-13](#) [LBS10-13](#)