

**Breakdown Voltage: 12.4 to 72 V**  
**Peak Pulse Power: 6000 W**

## Axial Lead Transient Voltage Suppressors

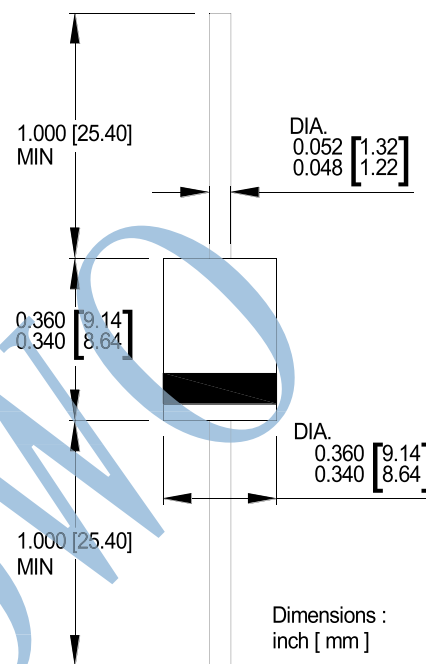
### Features

- Glass passivated chip
- 6000 W peak pulse power capability with a 10/1000  $\mu$ s waveform, repetitive rate (duty cycle):0.01 %
- High reliability application and automotive grade AEC Q101 qualified
- Meets ISO7637-2 5a/5b surge specifications
- Low leakage
- Uni and Bidirectional unit
- Excellent clamping capability
- Very fast response time
- RoHS compliant

### Mechanical Data

- Case: Molded plastic
- Epoxy: UL 94V-0 rate flame retardant
- Lead: Solderable per MIL-STD-202, method 208 guranteed
- Polarity: Color band denotes cathode end except Bipolar
- Mounting position: Any

R-6/P600



### Maximum Ratings( $T_A=25^\circ\text{C}$ unless otherwise noted)

Parameter	Symbol	Value	Unit
Peak power dissipation with a 10/1000 $\mu$ s waveform <sup>(1)</sup>	$P_{PP}$	6000	W
Peak power dissipation with a 10/10,000 $\mu$ s waveform <sup>(1)</sup>	$P_{PP}$	2400	W
Peak pulse current with a 10/1000 $\mu$ s waveform <sup>(1)</sup>	$I_{PP}$	See Next Table	A
Power dissipation on infinite heatsink at $T_L = 75^\circ\text{C}$	$P_D$	8.0	W
Peak forward surge current, 8.3 ms single half sine-wave unidirectional only <sup>(2)</sup>	$I_{FSM}$	500	A
Maximum instantaneous forward voltage at 100 A for unidirectional only	$V_F$	3.5	V
Operating junction and storage temperature range	$T_J, T_{STG}$	-55 to +175	$^\circ\text{C}$

**Note:**

(1)Non-repetitive current pulse per Fig.5 and derated above  $T_A= 25^\circ\text{C}$  per Fig.1

(2)Measured on 8.3 ms single half sine-wave or equivalent square wave, duty cycle = 4 pulses per minute maximum

## Ratings and Characteristics Curves ( $T_A=25^\circ\text{C}$ unless otherwise noted)

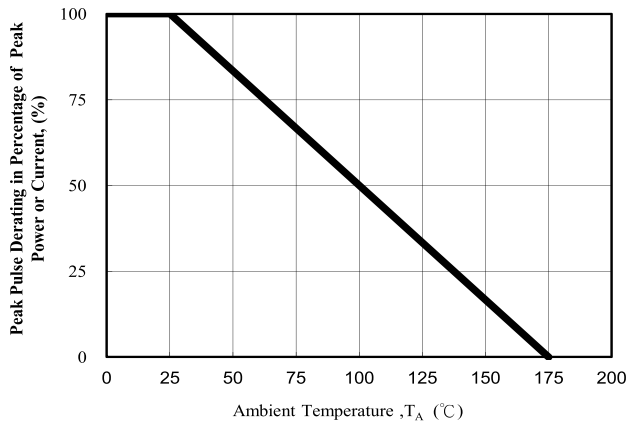


Fig. 1 - Pulse Derating Curve

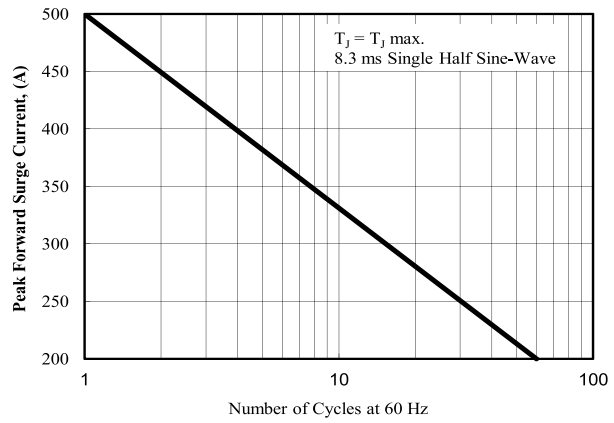


Fig. 2 - Maximum Non-Repetitive Surge Current

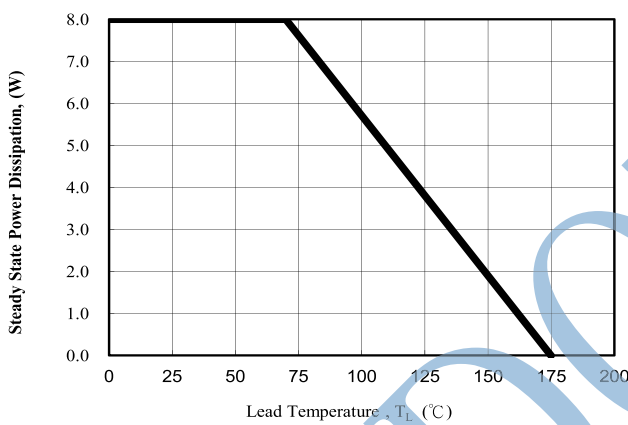


Fig. 3 - Steady State Power Derating Curve

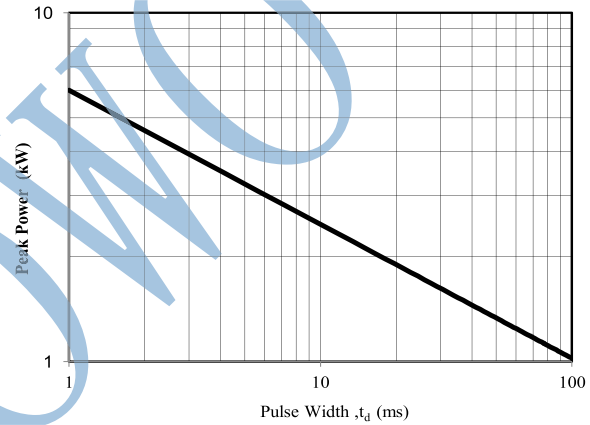


Fig. 4 - Peak Pulse Power Rating Curve

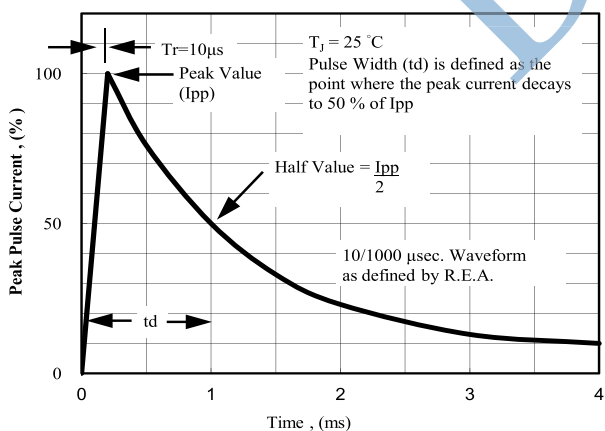


Fig. 5 - Pulse Waveform

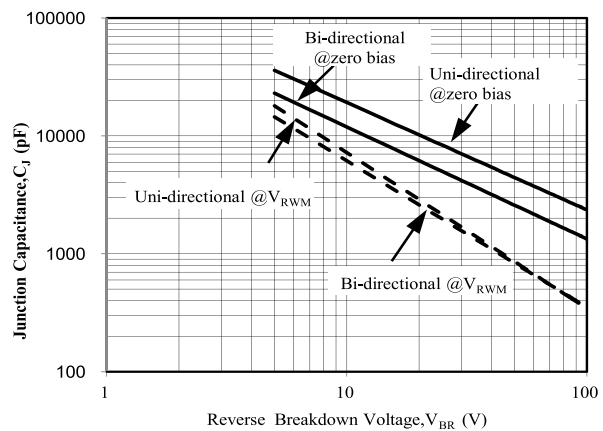


Fig. 6 - Typical Junction Capacitance

## Electrical Characteristics( $T_A=25^{\circ}\text{C}$ unless otherwise noted)

Part Number (Uni)	Part Number (Bi)	Breakdown Voltage $V_{BR}$ @ $I_T$			Maximum Reverse Leakage $I_R$ @ $V_{RWM}$ ( $\mu\text{A}$ )	Working Peak Reverse Voltage $V_{RWM}$ (V)	Maximum Reverse Surge Current $I_{PP}$ (A)	Maximum Clamping Voltage $V_C$ @ $I_{PP}$ (V)
		Min (V)	Max (V)	$I_T$ (mA)				
LDP10A	LDP10CA	11.80	13.0	5	10	10	350.0	17.0
LDP11A	LDP11CA	12.20	13.5	5	10	11	327.0	18.2
LDP12A	LDP12CA	13.30	14.7	5	10	12	300.0	19.9
LDP13A	LDP13CA	14.40	15.9	5	10	13	277.0	21.5
LDP14A	LDP14CA	15.60	17.2	5	10	14	257.0	23.2
LDP15A	LDP15CA	16.70	18.5	5	10	15	245.0	24.4
LDP16A	LDP16CA	17.80	19.7	5	10	16	229.0	26.0
LDP17A	LDP17CA	18.90	20.9	5	10	17	216.0	27.6
LDP18A	LDP18CA	20.00	22.1	5	10	18	204.0	29.2
LDP20A	LDP20CA	22.20	24.5	5	10	20	184.0	32.4
LDP22A	LDP22CA	24.40	26.9	5	10	22	168.0	35.5
LDP26A	LDP26CA	28.90	31.9	5	10	26	142.0	42.1
LDP28A	LDP28CA	31.10	34.4	5	10	28	131.0	45.4
LDP30A	LDP30CA	33.30	36.8	5	10	30	123.0	48.4
LDP33A	LDP33CA	36.70	40.6	5	10	33	112.0	53.3
LDP36A	LDP36CA	40.00	44.2	5	10	36	103.0	58.1
LDP40A	LDP40CA	44.40	49.1	5	10	40	92.5	64.5
LDP43A	LDP43CA	49.00	54.2	5	10	43	86.00	69.4
LDP60A	LDP60CA	68.40	75.6	5	10	60	61.50	96.8

### Note:

1. Add suffix 'CA' after part number to specify Bi-directional devices
2. For Bi-Directional devices having  $V_R$  of 10 volts and under, the  $I_R$  limit is double
3. Surge current waveform is defined at 10/1000 $\mu\text{s}$  waveform

## X-ON Electronics

Largest Supplier of Electrical and Electronic Components

*Click to view similar products for [ESD Suppressors / TVS Diodes](#) category:*

*Click to view products by [DOWO](#) manufacturer:*

Other Similar products are found below :

[60KS200C](#) [D18V0L1B2LP-7B](#) [D5V0F4U5P5-7](#) [DESD5V0U1BB-7](#) [NTE4902](#) [P4KE27CA](#) [P6KE11CA](#) [P6KE39CA-TP](#) [P6KE8.2A](#)  
[SA110CA](#) [SA60CA](#) [SA64CA](#) [SMBJ12CATR](#) [SMBJ33CATR](#) [SMBJ8.0A](#) [ESD101-B1-02ELS E6327](#) [ESD105-B1-02EL E6327](#) [ESD112-B1-02EL E6327](#) [ESD119B1W01005E6327XTSA1](#) [ESD5V0L1B02VH6327XTSA1](#) [ESD7451N2T5G](#) [19180-510](#) [CPDT-5V0USP-HF](#)  
[3.0SMCJ33CA-F](#) [3.0SMCJ36A-F](#) [HSPC16701B02TP](#) [D3V3Q1B2DLP3-7](#) [D55V0M1B2WS-7](#) [DESD5V0U1BL-7B](#) [DRTR5V0U4SL-7](#)  
[SCM1293A-04SO](#) [ESD200-B1-CSP0201 E6327](#) [SM12-7](#) [SMF8.0A-TP](#) [SMLJ45CA-TP](#) [CEN955 W/DATA](#) [82350120560](#) [VESD12A1A-](#)  
[HD1-GS08](#) [CPDUR5V0R-HF](#) [CPDQC5V0U-HF](#) [CPDQC5V0USP-HF](#) [CPDQC5V0-HF](#) [D1213A-01LP4-7B](#) [D1213A-02WL-7](#)  
[MMAD1108/TR13](#) [5KP100A](#) [5KP15A](#) [5KP18A](#) [5KP48A](#) [5KP90A](#)