

■ Features

- Low power losses, high efficiency
- Low forward voltage drop, low reverse current
- Compliant with RoHS requirements, lead-free, halogen-free
- Meets MSL level 1, per J-STD-020, LF maximum peak of 260 °C

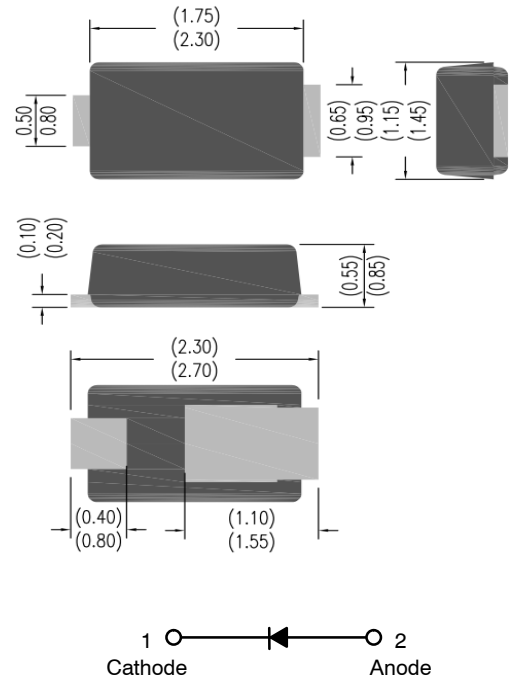
■ MECHANICAL DATA

- Package: SOD-323HE
- Terminals: Tin plated leads, solderable per
- Polarity: Cathode line denotes the cathode end

■ APPLICATIONS

- DC/DC converters
- Freewheeling
- low voltage high frequency inverters
- polarity protection applications

SOD-323HE



■ Maximum Ratings (Ta=25 °C Unless otherwise specified)

PARAMETER	SYMBOL	UNIT	LMBR 120ET1G	LMBR 130ET1G	LMBR 140ET1G	LMBR 150ET1G	LMBR 160ET1G	LMBR 180ET1G	LMBR 1100ET1G	LMBR 1150ET1G	LMBR 1200ET1G
Repetitive peak reverse voltage	V_{RRM}	V	20	30	40	50	60	80	100	150	200
Average rectified output current @60Hz sine wave, Resistance load, Ta (FIG.1)	I_O	A	1.0								
Surge(non-repetitive)forward current @60Hz half-sine wave,1 cycle, Tj=25°C	I_{FSM}	A	25								
Storage temperature	T_{STG}	°C	-55 ~+150								
Junction temperature	T_J	°C	-55 ~+1								

■ Electrical Characteristics (Ta=25 °C Unless otherwise specified)

PARAMETER	SYMBOL	UNIT	TEST CONDITIONS	LMBR 120ET1G	LMBR 130ET1G	LMBR 140ET1G	LMBR 150ET1G	LMBR 160ET1G	LMBR 180ET1G	LMBR 1100ET1G	LMBR 1150ET1G	LMBR 1200ET1G
Maximum instantaneous forward voltage drop per diode	V_F	V	$I_{FM}=1.0A$	0.55			0.70		0.85		0.95	
Maximum DC reverse current at rated DC blocking voltage per diode @ $V_{RM}=V_{RRM}$	I_{RRM}	mA	$T_a=25^\circ C$	0.50					0.10			
			$T_a=100^\circ C$	10					5			



■ Thermal Characteristics (Ta=25°C Unless otherwise specified)

PARAMETER	SYMBOL	UNIT	LMBR 120ET1G	LMBR 130ET1G	LMBR 140ET1G	LMBR 150ET1G	LMBR 160ET1G	LMBR 180ET1G	LMBR 1100ET1G	LMBR 1150ET1G	LMBR 1200ET1G
Thermal Resistance	R θ J-A	°C/W	199 ¹⁾								
	R θ J-L		21 ¹⁾								

Note: 1. Per JESD51-3 Recommended Thermal Test Board. Device mounted on FR-4 PCB, board size = 76.2 mm x 114.3 mm

■ Characteristics (Typical)

FIG1:Io-TL Curve

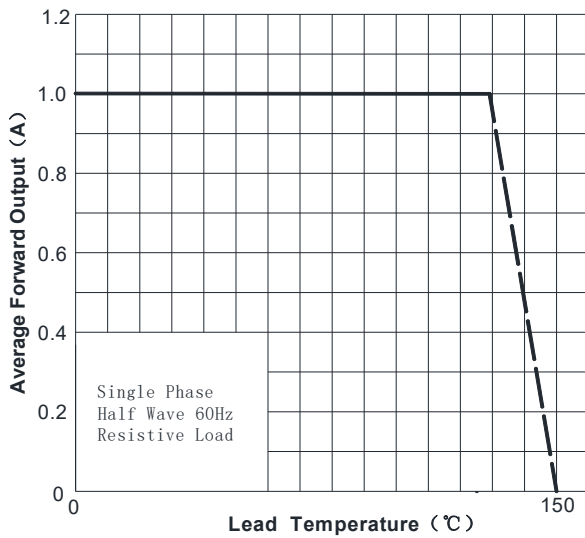


FIG2: Surge Forward Current Capability

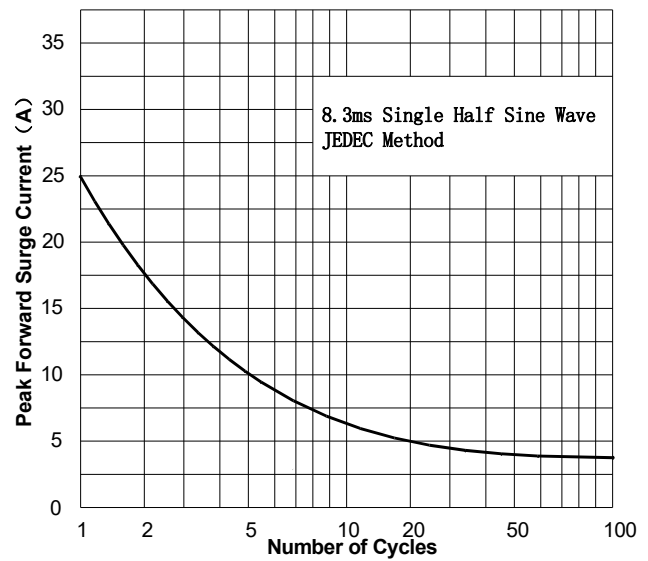


FIG3: Forward Voltage

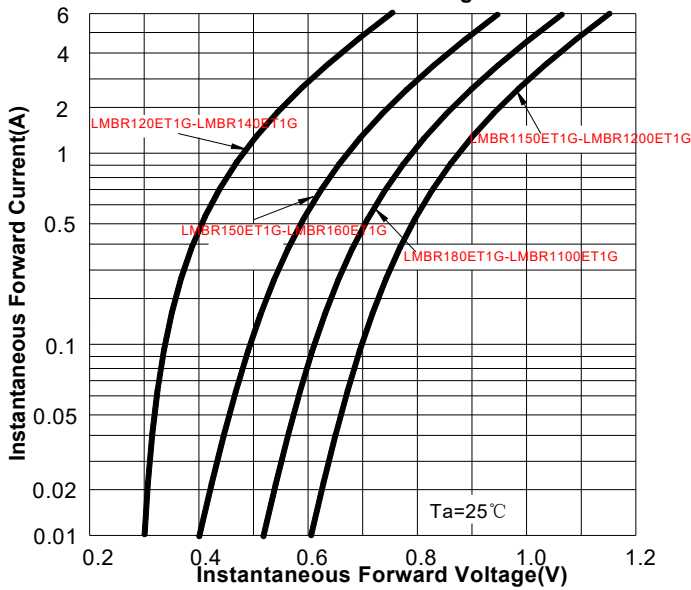
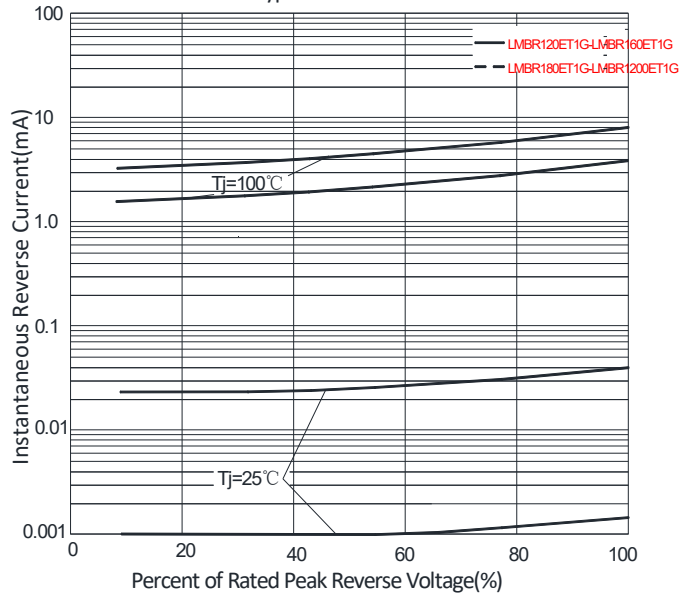


FIG4: Typical Reverse Characteristics



X-ON Electronics

Largest Supplier of Electrical and Electronic Components

Click to view similar products for [Schottky Diodes & Rectifiers](#) category:

Click to view products by [DOWO](#) manufacturer:

Other Similar products are found below :

[MA4E2039](#) [MMBD301M3T5G](#) [RB160M-50TR](#) [D83C](#) [BAS16E6433HTMA1](#) [BAS 3010S-02LRH E6327](#) [BAT 54-02LRH E6327](#)
[NRVBAF360T3G](#) [NSR05F40QNXT5G](#) [NTE555](#) [JANS1N6640](#) [SS3003CH-TL-E](#) [GA01SHT18](#) [CRS10I30A\(TE85L,QM](#) [MBRA140TRPBF](#)
[MBRB30H30CT-1G](#) [BAT 15-04R E6152](#) [JANTX1N5712-1](#) [DMJ3940-000](#) [SB007-03C-TB-E](#) [NRVBB20100CTT4G](#) [NRVBM120LT1G](#)
[NTSB30U100CT-1G](#) [CRG04\(T5L,TEMQ\)](#) [ACDBA1100LR-HF](#) [ACDBA1200-HF](#) [ACDBA240-HF](#) [ACDBA3100-HF](#) [CDBQC0530L-HF](#)
[ACDBA260LR-HF](#) [ACDBA1100-HF](#) [10BQ015-M3/5BT](#) [NRVBM120ET1G](#) [VSSB410S-M3/5BT](#) [1N5819T-G](#) [PDS1040Q-13](#) [B160BQ-13-F](#)
[SDM05U20CSP-7](#) [BAS 70-07 E6433](#) [B140S1F-7](#) [HSM560Je3/TR13](#) [DDB2265-000](#) [ZHCS506QTA](#) [HSM190Je3/TR13](#) [B330AF-13](#)
[ACDBUC0230-HF](#) [SDM1U100S1F-7](#) [MBR10200CTF-G1](#) [CDLL5712](#) [DMF2822-000](#)