

Product Character

- Multilayer Metal -Silicon Potential Structure.
- Low Leakage Current.
- High Current Capability, High Efficiency.
- High Junction Temperature Capability.
- RoHs Product.

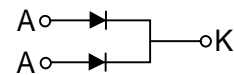
Primary Use

- Low Voltage High Frequency Switching Power Supply.
- Low Voltage High Frequency Invers Circuit.
- Low Voltage Continued Circuit and Protection Circuit.


Summarize

- MBRT10100CD Device optimized for ultra-low forward voltage drop to maximize efficiency in Power Supply applications.

Equivalent Circuit



TO-263-2L



MBRT10100CD
MBRT10100G*D

G*=Green / Halogen Free

Absolute Maximum Ratings

Item	Symbol	Data	Unit
Maximal Inverted Repetitive Peak Voltage	V_{RRM}	100	V
*Average Rectified Forward Current (Rated VR-20Khz Square Wave) - 50% duty cycle	I_{FAV}	10	A
Forward Peak Surge Current(Rated Load 8.3 Half Mssine Wave-According to JEDEC Method)	I_{FSM}	120×2	A
Operating Junction Temperature	T_J	150	°C
Storage Temperature	T_{STG}	-40~150	°C
Typical Thermal Resistance(per leg)	Package=TO-263-2L $R_{\theta JC}$	2	°C/W

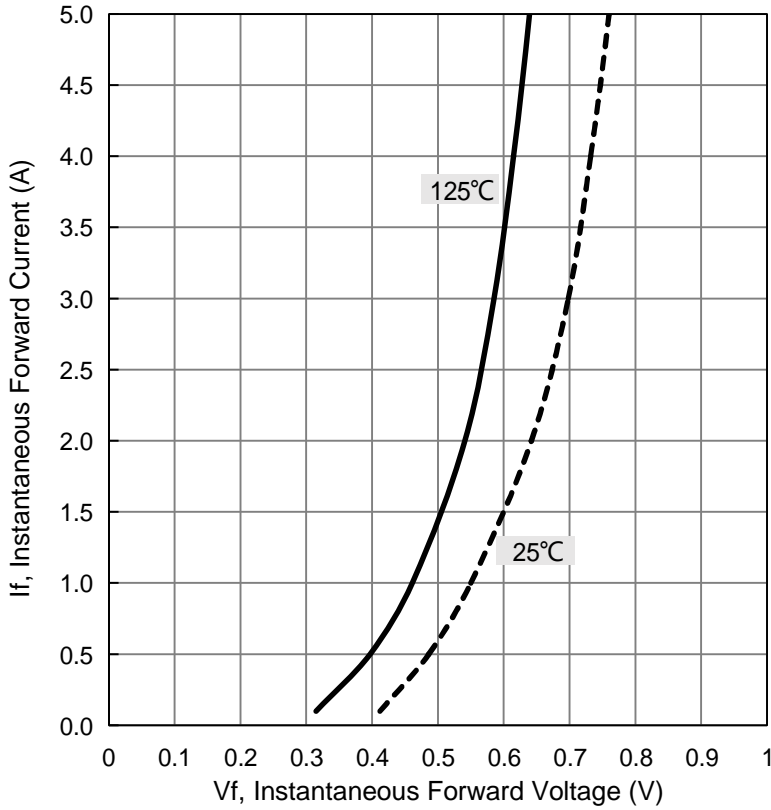
Electricity Character

Item	Test Condition		Value(min)	Value(typ)	Value(max)	Unit
V_B	$T_J = 25^\circ\text{C}$	$I_R = 1\text{mA}$	100	---	---	V
I_R	$T_J = 25^\circ\text{C}$	$V_R = 100\text{V}$	---	---	0.05	mA
	$T_J = 125^\circ\text{C}$	$V_R = 100\text{V}$	---	---	10.00	mA
V_F	$T_J = 25^\circ\text{C}$	$I_F = 5\text{A}$ ($I_{FAV} = 5\text{A} \times 2$)	---	0.76	0.83	V
	$T_J = 125^\circ\text{C}$		---	---	0.72	V

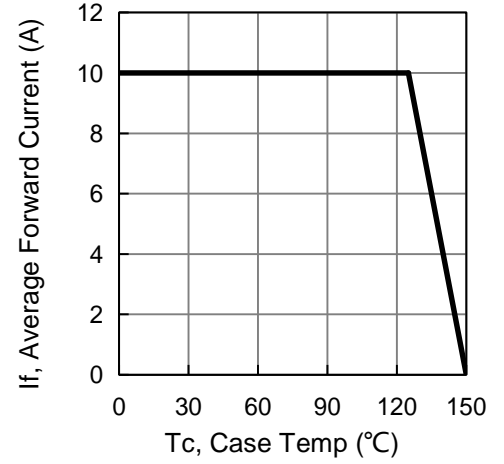


Characteristic Curves

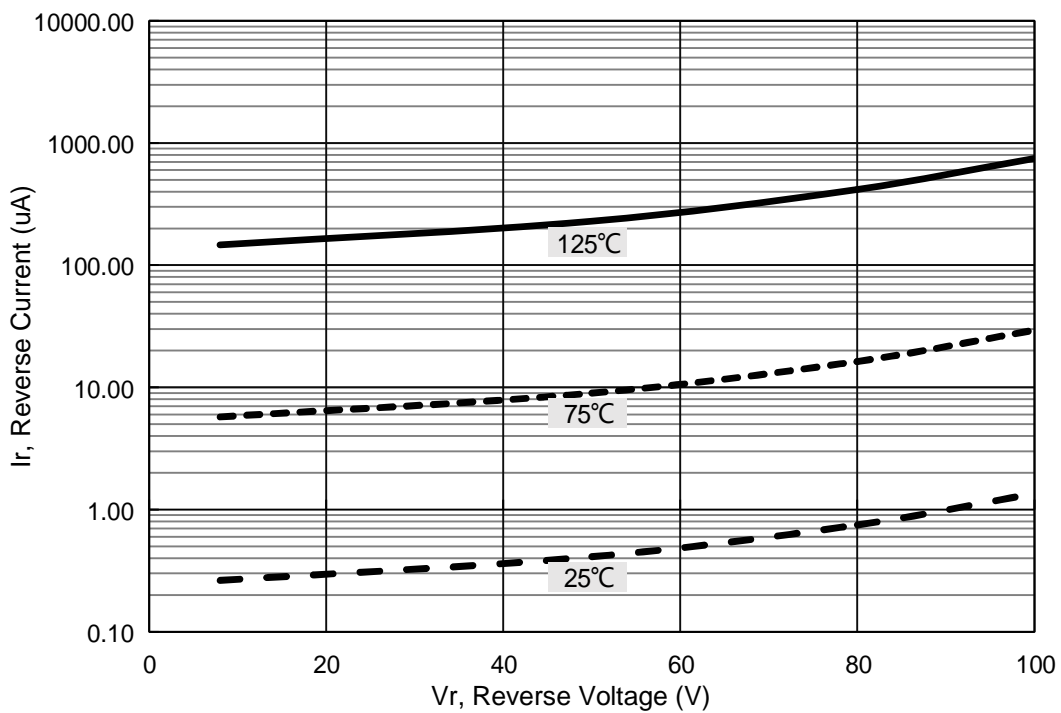
The forward voltage and forward current curve



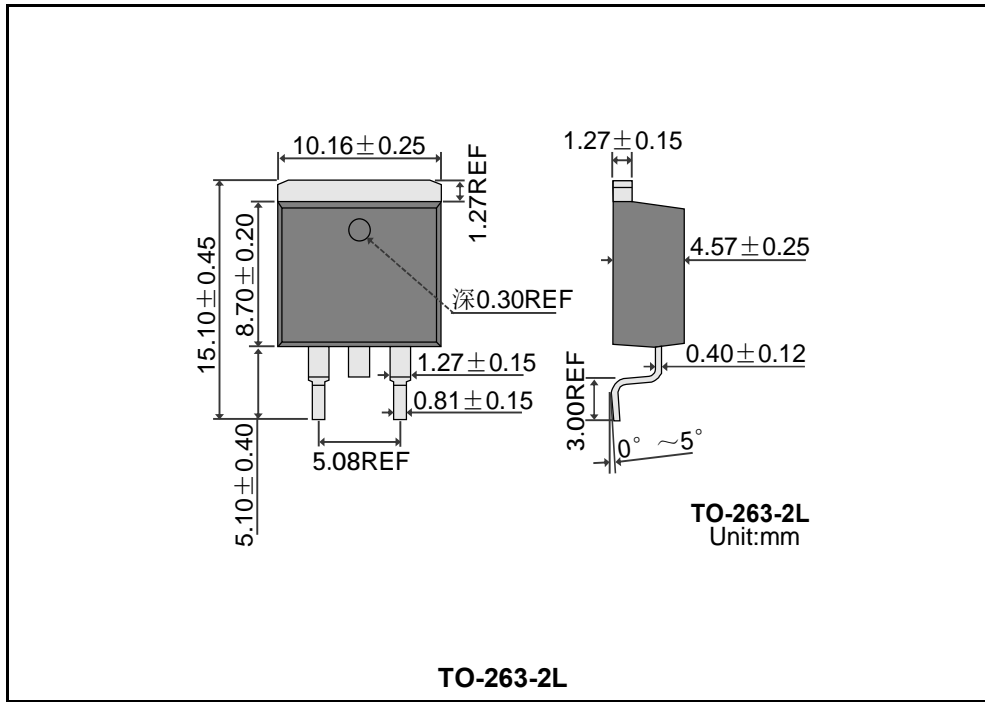
Current derating curve, per element



The reverse leak current and the reverse voltage (single-device) curve.



Package Outline Dimensions



Marking Information



“DOWO”= Product Logo
“Marking Code”= The Following
“XXXX”= Date Code Marking

Package	Pb-Free		Green / Halogen Free	
	Marking Code	Part Number	Marking Code	Part Number
TO-263-2L	MBRT10100CD	MBRT10100CD	MBRT10100GD	MBRT10100G*D

Packing Information

Packaging	Package	Part Number	Quantity	Size
Tube	TO-263-2L	Tube	50 pieces	530*33*7mm
		Inner Box	1000 pieces	558*150*40mm
		Outer Box	5000 pieces	570*235*170mm
Reel	TO-263-2L	Reel	800 pieces	330*30mm
		Inner Box	800 pieces	345*345*35mm
		Outer Box	8000 pieces	375*375*350mm

Notice:

Hangzhou Dongwo Electronic Technology Co.,Ltd.,have the right to modify the specification revision, all information are subject to change without notice.

X-ON Electronics

Largest Supplier of Electrical and Electronic Components

Click to view similar products for [Schottky Diodes & Rectifiers](#) category:

Click to view products by [DOWO](#) manufacturer:

Other Similar products are found below :

[MA4E2039](#) [MA4E2508M-1112](#) [MBR1545CT](#) [MMBD301M3T5G](#) [RB160M-50TR](#) [D83C](#) [BAS16E6433HTMA1](#) [BAT 54-02LRH E6327](#)
[NRVBAF360T3G](#) [NSR05F40QNXT5G](#) [NTE555](#) [JANS1N6640](#) [SK310-T](#) [SK34B-TP](#) [SS3003CH-TL-E](#) [GA01SHT18](#)
[CRS10I30A\(TE85L,QM](#) [MA4E2501L-1290](#) [MBRA140TRPBF](#) [MBRB30H30CT-1G](#) [BAT 15-04R E6152](#) [JANTX1N5712-1](#) [DMJ3940-000](#)
[SB007-03C-TB-E](#) [SK33B-TP](#) [NRVBB20100CTT4G](#) [NRVBM120LT1G](#) [NTSB30U100CT-1G](#) [VS-6CWQ10FNHM3](#) [CRG04\(T5L,TEMQ\)](#)
[ACDBA1100LR-HF](#) [ACDBA1200-HF](#) [ACDBA240-HF](#) [ACDBA3100-HF](#) [CDBQC0530L-HF](#) [CDBQC0240LR-HF](#) [ACDBA260LR-HF](#)
[ACDBA1100-HF](#) [MA4E2502L-1246](#) [10BQ015-M3/5BT](#) [NRVBM120ET1G](#) [CRS08TE85LQM](#) [PMAD1108-LF](#) [B120Q-13-F](#) [1N5819T-G](#)
[B0530WSQ-7-F](#) [PDS1040Q-13](#) [B160BQ-13-F](#) [SDM05U20CSP-7](#) [B140S1F-7](#)