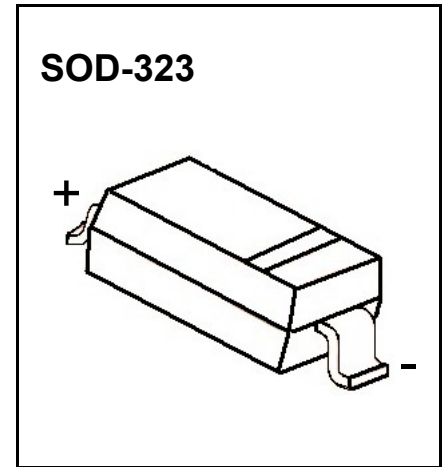


■ Features

- Low Zener Impedance
- Power Dissipation of 200mW
- High Stability and High Reliability

■ Mechanical Data

- package:SOD-323
- Polarity: Color band denotes cathode end
- Flammability rating of epoxy resin: UL 94V-0
- Mounting Position: Any.



■ ORDERING INFORMATION

- Part Number: MM3Zxx
- Package: SOD-323
- Quantity per reel: 3,000 pcs
- Packing: Tape & Reel
- Reel Size: 7 inches

■ Maximum Ratings & Thermal Characteristics(Ratings at 25 °C ambient temperature unless otherwise specified.)

Parameters	Symbol	Value	Unit
Power Dissipation	Pd	200 ¹⁾	mW
Forward Voltage @IF=10mA	Vf	0.9 ²⁾	V
Storage temperature range	Ts	-65-+150	°C

1) Device mounted on ceramic PCB: 7.6mm x 9.4mm x 0.87mm with pad areas 25mm²

2) Short duration test pulse used to minimize self-heating effect

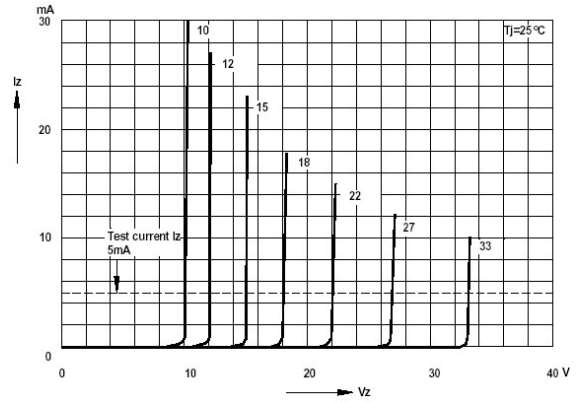
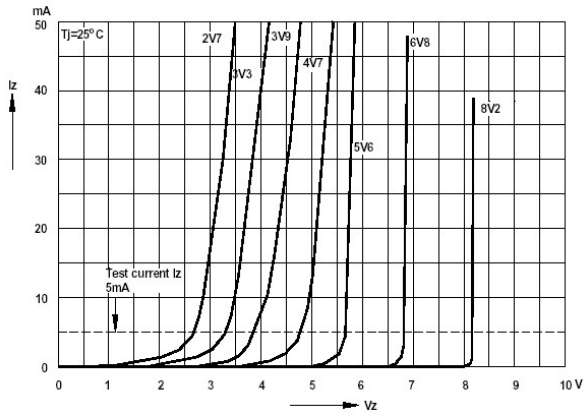
3) f=1KHz

Electrical Characteristics(Ratings at 25 °C ambient temperature unless otherwise specified)

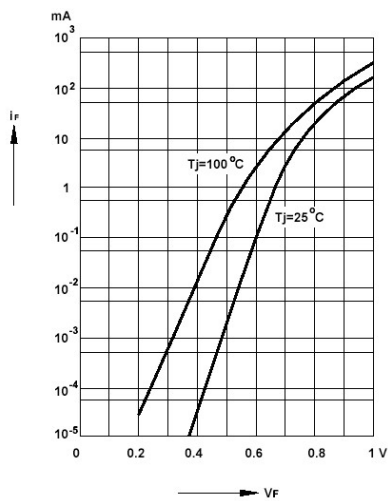
Device	Marking	Zener Voltage Range				Maximum Zener Impedance			Maximum Reverse Current		Typical Temperature coefficient @ IZTC=mV/°C		C @VR=0 f=1MHz pF
		Vz@Izt			Izt	Zzt @Izt	Zzk @Izk	Izk	IR	VR	Min	Max	
		Nom(V)	Min(V)	Max(V)	mA	Ω	Ω	mA	uA	V			
MM3Z2V0	WY	2.0	1.91	2.09	5	100	600	1.0	150	1.0	-3.5	0	450
MM3Z2V4	00	2.4	2.2	2.6	5	100	1000	0.5	50	1.0	-3.5	0	450
MM3Z2V7	01	2.7	2.5	2.9	5	100	1000	0.5	20	1.0	-3.5	0	450
MM3Z3V0	02	3.0	2.8	3.2	5	100	1000	0.5	10	1.0	-3.5	0	450
MM3Z3V3	05	3.3	3.1	3.5	5	95	1000	0.5	5	1.0	-3.5	0	450
MM3Z3V6	06	3.6	3.4	3.8	5	90	1000	0.5	5	1.0	-3.5	0	450
MM3Z3V9	07	3.9	3.7	4.1	5	90	1000	0.5	3	1.0	-3.5	-2.5	450
MM3Z4V3	08	4.3	4.0	4.6	5	90	1000	0.5	3	1.0	-3.5	0	450
MM3Z4V7	09	4.7	4.4	5.0	5	80	800	0.5	3	2.0	-3.5	0.2	260
MM3Z5V1	0A	5.1	4.8	5.4	5	60	800	0.5	2	2.0	-2.7	1.2	225
MM3Z5V6	0C	5.6	5.2	6.0	5	40	700	0.5	1	2.0	-2.0	2.5	200
MM3Z6V2	0E	6.2	5.8	6.6	5	10	100	0.5	3	4.0	0.4	3.7	185
MM3Z6V8	0F	6.8	6.4	7.2	5	15	160	0.5	2	4.0	1.2	4.5	155
MM3Z7V5	0G	7.5	7.0	7.9	5	15	160	0.5	1	5.0	2.5	5.3	140
MM3Z8V2	0H	8.2	7.7	8.7	5	15	160	0.5	0.7	5.0	3.2	6.2	135
MM3Z9V1	0K	9.1	8.5	9.6	5	15	160	0.5	0.2	7.0	3.8	7.0	130
MM3Z10	0L	10	9.4	10.6	5	20	160	0.5	0.1	8.0	4.5	8.0	130
MM3Z11	0M	11	10.4	11.6	5	20	160	0.5	0.1	8.0	5.4	9.0	130
MM3Z12	0N	12	11.4	12.7	5	25	80	0.5	0.1	8.0	6.0	10.0	130
MM3Z13	0P	13	12.4	14.1	5	30	80	0.5	0.1	8.0	7.0	11.0	120
MM3Z15	0T	15	13.8	15.6	5	30	400	0.5	0.05	10.5	9.2	13.0	110
MM3Z16	0U	16	15.3	17.1	5	40	400	0.5	0.05	11.2	10.4	14.0	105
MM3Z18	0W	18	16.8	19.1	5	45	400	0.5	0.05	12.6	12.4	16.0	100
MM3Z20	0Z	20	18.8	21.2	5	55	500	0.5	0.05	14.0	14.4	18.0	85
MM3Z22	10	22	20.8	23.3	5	55	500	0.5	0.05	15.4	16.4	20.0	85
MM3Z24	11	24	22.8	25.6	5	70	120	0.5	0.05	16.8	18.4	22.0	80
MM3Z27	12	27	25.1	28.9	2	80	300	0.5	0.05	18.9	21.4	25.3	70
MM3Z30	14	30	28.0	32.0	2	80	300	0.5	0.05	21.0	24.4	29.4	70
MM3Z33	18	33	31.0	35.0	2	80	300	0.5	0.05	23.1	27.4	33.4	70
MM3Z36	19	36	34.0	38.0	2	90	500	0.5	0.05	25.2	30.4	37.4	70
MM3Z39	20	39	37.0	41.0	2	130	500	0.5	0.05	27.3	33.4	41.2	45
MM3Z43	21	43	40.0	46.0	2	150	500	0.5	0.05	30.1	37.6	46.6	40
MM3Z47	1A	47	44.0	50.0	2	170	500	0.5	0.05	32.9	42.0	51.8	40
MM3Z51	1C	51	48.0	54.0	2	180	500	0.5	0.05	35.7	46.6	57.2	40
MM3Z56	1D	56	52.0	60.0	2	200	500	0.5	0.05	39.2	52.2	63.8	40
MM3Z62	1E	62	58.0	66.0	2	215	500	0.5	0.05	43.3	58.8	71.6	35
MM3Z68	1F	68	64.0	72.0	2	240	500	0.5	0.05	47.6	65.6	79.8	35
MM3Z75	1G	75	70.0	79.0	2	255	500	0.5	0.05	52.5	73.4	88.6	35



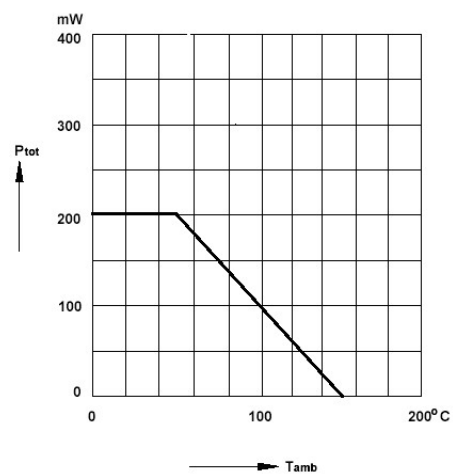
■ Typical Characteristics



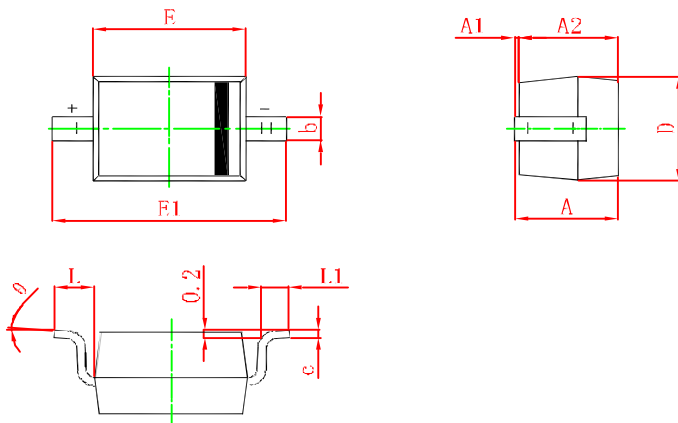
Forward characteristics



Admissible power dissipation versus ambient temperature



■ SOD-323 Package Outline Dimensions



Symbol	Min.(mm)	Max.(mm)
A		1.000
A1	0.000	0.100
A2	0.800	0.900
b	0.250	0.350
c	0.080	0.150
D	1.200	1.400
E	1.600	1.800
E1	2.500	2.700
L	0.475REF	
L1	0.250	0.400
θ	0°	8°

X-ON Electronics

Largest Supplier of Electrical and Electronic Components

Click to view similar products for [Zener Diodes](#) category:

Click to view products by [DOWO](#) manufacturer:

Other Similar products are found below :

[RKZ13B2KG#P1](#) [DL5234B](#) [1N4682](#) [1N4693](#) [1N4732A](#) [1N4736A](#) [1N4750A](#) [1N4759ARL](#) [1N5241B](#) [1N5365B](#) [1N5369B](#) [1N747A](#)
[1N964B](#) [1N966B](#) [1N968B](#) [1N972B](#) [JANS1N4974US](#) [1N4692](#) [1N4702](#) [1N4704](#) [1N4711](#) [1N4714](#) [1N4745ARL](#) [1N4752ARL](#) [1N4760ARL](#)
[1N5221B](#) [1N5242BTR](#) [1N5350B](#) [1N5352B](#) [1N961BRR1](#) [1N964BRL](#) [RKZ5.1BKU#P6](#) [3SMAJ5946B-TP](#) [3SMAJ5950B-TP](#)
[MMSZ5230BQ-13-F](#) [MMSZ5232BQ-13-F](#) [BZX84C7V5](#) [3SMAJ5945B-TP](#) [3SMAJ5947B-TP](#) [3SMBJ5941B-TP](#) [DZ2S240M0L](#) [SMAZ27-](#)
[TP](#) [ZMM5224B-7](#) [RD16UM-T1-A](#) [RD39S-T1-A](#) [RD10S-T1-A](#) [CDZT2R5.6B](#) [1N4762A G](#) [Z1SMA18](#) [JANTX1N4553B](#)