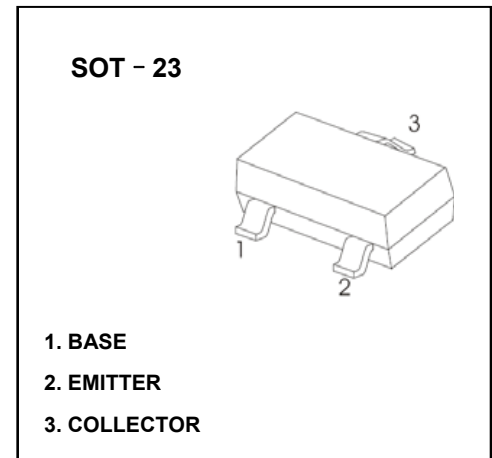


■ Features

- Complementary to MMBT2907A
- Power Dissipation of 300mW
- High Stability and High Reliability
- Transistor(NPN)

■ Mechanical Data

- package:SOT-23
- Flammability rating of epoxy resin: UL 94V-0
- Mounting Position: Any



■ Ordering Information

Part Number	Package	Marking	Packing	Quantity per reel	Reel Size
MMBT2222A	SOT-23	1P	Tape & Reel	3,000 PCS	7 inches

■ Maximum Ratings & Thermal Characteristics(Ratings at 25 °C ambient temperature unless otherwise specified.)

Parameters	Symbol	Value	Unit
Collector-Base Voltage	V_{CBO}	75	V
Collector-Emitter Voltage	V_{CEO}	40	V
Emitter -Base Voltage	V_{EBO}	6	V
Collector Current-Continuous	I_c	600	mA
Collector Power Dissipation	P_c	300	mW
Junction Temperature	T_j	150	°C
Storage Temperature	T_{stg}	-55-+150	°C
Thermal resistance From junction to ambient	$R_{\theta JA}$	417	°C/W

Electrical Characteristics(Ratings at 25°C ambient temperature unless otherwise specified)

Parameter	Symbols	Test Condition	Limits		Unit
			Min	Max	
Collector-base breakdown voltage	V(BR)CBO	IC=10uA, IE=0	75		V
Collector-emitter breakdown voltage	V(BR)CEO	IC=10mA, IB=0	40		V
Emitter-base breakdown voltage	V(BR)EBO	IE=10uA, IC=0	6		V
Collector cut-off current	ICEX	VCE=30V, VEB(off)=3V		10	nA
Collector cut-off current	ICBO	VCB=60V, IE=0		10	nA
Emitter cut-off current	IEBO	VEB=3V, IC=0		100	nA
DC current gain	hFE(1)*	VCE=10V, IC=150mA	100	300	
	hFE(2)*	VCE=10V, IC=0.1mA	40		
	hFE(3)*	VCE=10V, IC=500mA	42		
Collector-emitter saturation voltage	VCE(sat)1*	IC=500mA, IB=50mA		1.00	V
Collector-emitter saturation voltage	VCE(sat)2*	IC=150mA, IB=15mA		0.30	V
Base-emitter saturation voltage	VBE(sat)1*	IC=500mA, IB=50mA		2.00	V
Base-emitter saturation voltage	VBE(sat)2*	IC=150mA, IB=15mA		1.20	V
Transition frequency	fT	VCE=20V, IC=20mA, f=100MHz	300		MHz
Delay time	td	VCC=30V, VBE(off)=-0.5V, IC=150mA, IB1=15mA		10	nS
Rise time	tr			25	nS
Storage time	ts	VCC=30V, IC=150mA, IB1=IB2=15mA		225	nS
Fall time	tf			60	nS

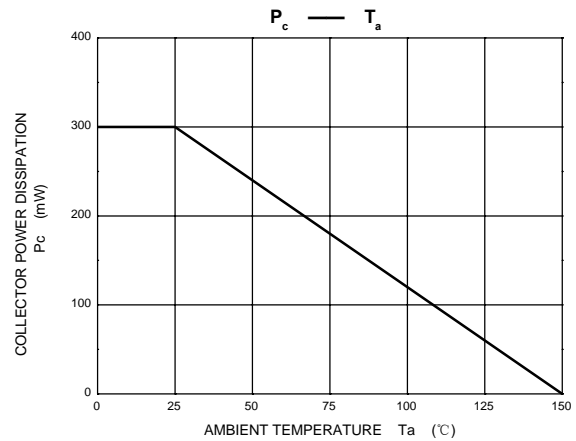
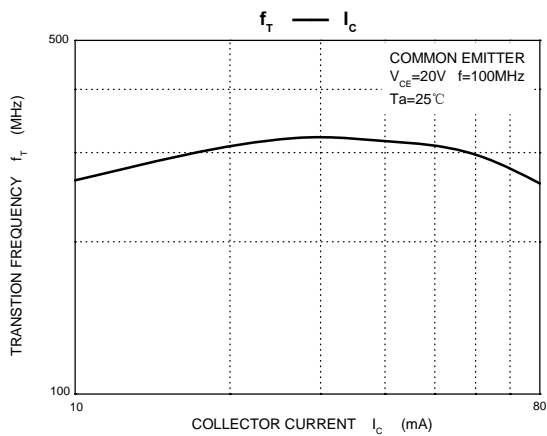
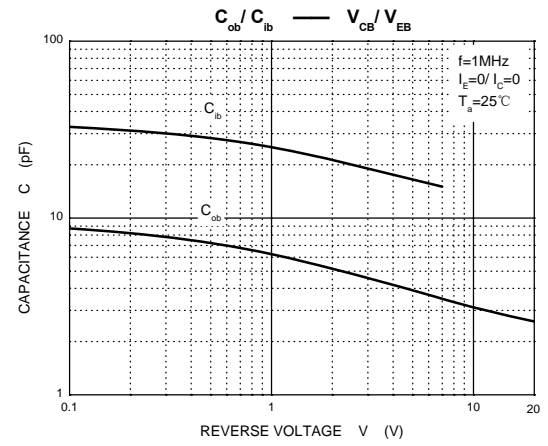
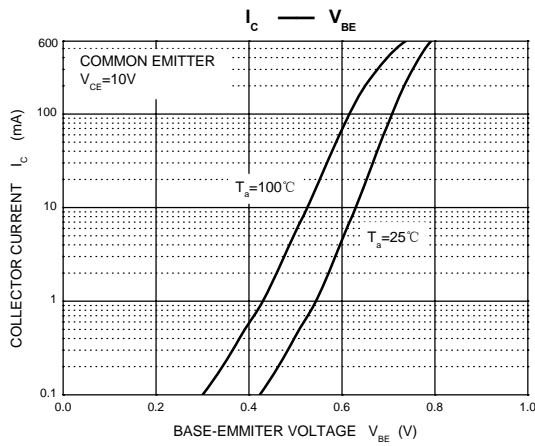
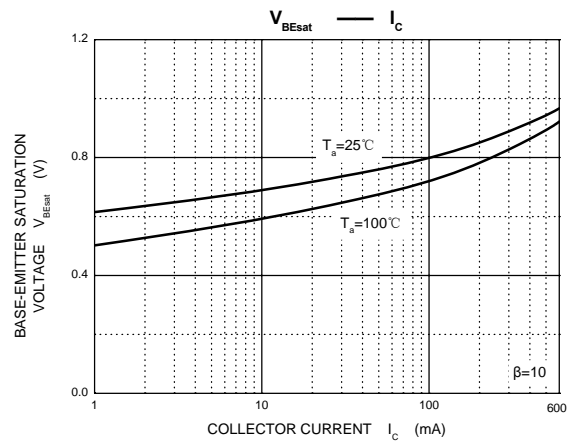
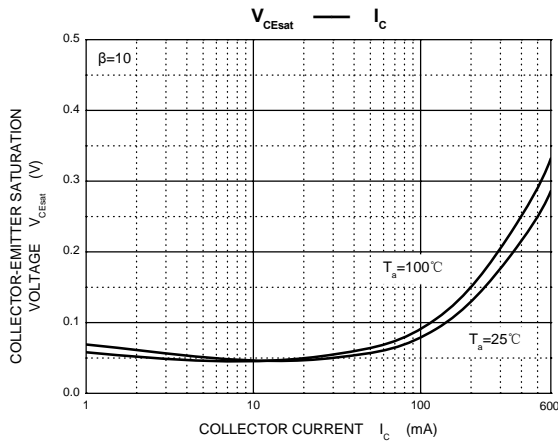
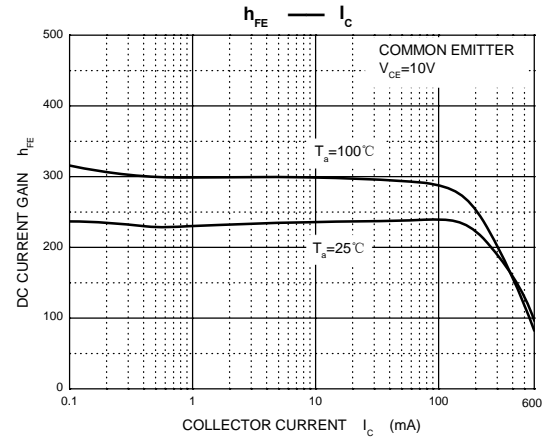
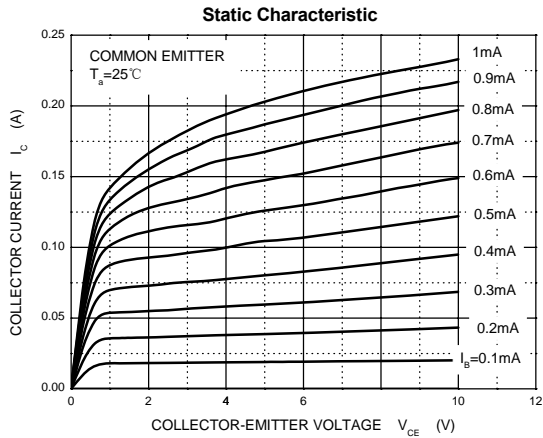
*Pulse test: pulse width ≤300μs, duty cycle ≤ 2.0%.

Classification Of hFE(2)

HFE	100-300	
RANK	L	H
RANGE	100-200	200-300

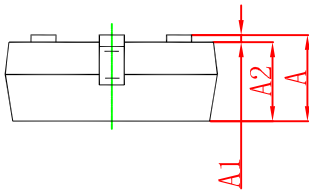
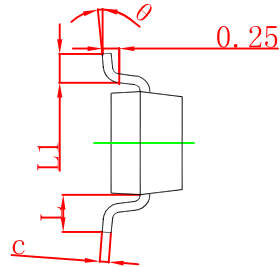
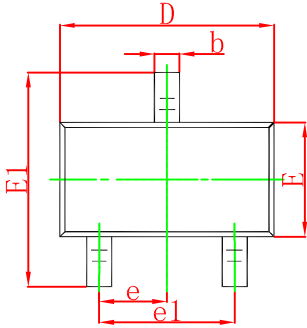


■ Typical Characteristics





■ SOT-23 Package Outline Dimensions



Symbol	Dimensions In Millimeters		Dimensions In Inches	
	Min	Max	Min	Max
A	0.900	1.150	0.035	0.045
A1	0.000	0.100	0.000	0.004
A2	0.900	1.050	0.035	0.041
b	0.300	0.500	0.012	0.020
c	0.080	0.150	0.003	0.006
D	2.800	3.000	0.110	0.118
E	1.200	1.400	0.047	0.055
E1	2.250	2.550	0.089	0.100
e	0.950 TYP		0.037 TYP	
e1	1.800	2.000	0.071	0.079
L	0.550 REF		0.022 REF	
L1	0.300	0.500	0.012	0.020
θ	0°	8°	0°	8°

X-ON Electronics

Largest Supplier of Electrical and Electronic Components

Click to view similar products for [Bipolar Transistors - BJT category](#):

Click to view products by [DOWO manufacturer](#):

Other Similar products are found below :

[BC559C](#) [MCH4017-TL-H](#) [MMBT-2369-TR](#) [BC546/116](#) [NJVMJD148T4G](#) [NTE16](#) [NTE195A](#) [IMX9T110](#) [2N4401-A](#) [2N6728](#) [2SA1419T-TD-H](#) [2SB1204S-TL-E](#) [2SC5488A-TL-H](#) [FMC5AT148](#) [2N2369ADCSM](#) [2N2907A](#) [2N3904-NS](#) [2N5769](#) [2SC4618TLN](#) [CPH6501-TL-E](#) [BC856BW-13-F](#) [US6T6TR](#) [BAX18/A52R](#) [BC556/112](#) [IMZ2AT108](#) [MMST8098T146](#) [MCH6102-TL-E](#) [BC846B-13-F](#) [2N3879](#) [30A02MH-TL-E](#) [NTE13](#) [NTE282](#) [NTE323](#) [NTE350](#) [NTE81](#) [JANTX2N2920L](#) [JANSR2N2907AUB](#) [CMLT3946EG TR](#) [SNSS40600CF8T1G](#) [CMLT3906EG TR](#) [GRP-DATA-JANS2N2907AUB](#) [GRP-DATA-JANS2N2222AUA](#) [MMDT3946FL3-7](#) [2N4240](#) [JANS2N3019](#) [MSB30KH-13](#) [2N2221AUB](#) [2SD1815T-TL-E](#) [2N6678](#) [2N2907Ae4](#)