

Features

- Bi-directional ESD protection of one line
- 55Watts peak pulse power ($t_p = 8/20\mu s$)
- Working voltage: 5V
- Junction Capacitance: 10pF(Typ)
- Low clamping voltage
- Low leakage current
- IEC 61000-4-2 $\pm 30kV$ contact $\pm 30kV$ air
- IEC 61000-4-5 (Lightning) 6A (8/20 μs)

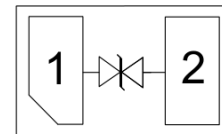
Applications

- Cellular Handsets and Accessories
- Personal Digital Assistants
- Notebooks and Handhelds
- Portable Instrumentation
- Digital Cameras
- Peripherals
- Audio Players
- Keypads, Side Keys, LCD Displays


Mechanical Data

- Package:DFN1006-2L
- Molding compound flammability rating: UL 94V-0
- RoHS/WEEE Compliant

Schematic & PIN Configuration



Ordering Information

Part Number	Package	Marking	Packing	Reel Size
PESD5V0V1BL	DFN1006-2L		10000 Tape & Reel	7 inches

Absolute Maximum Rating($T_A=25^{\circ}\text{C}$ unless otherwise Specified)

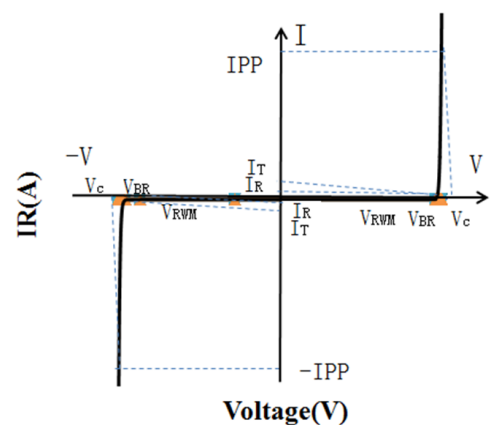
Parameter	Symbol	Value	Unit
Peak Pulse Power (8/20 μs)	Ppk	55	W
Peak Pulse Current (8/20 μs)	IPP	6	A
ESD per IEC 61000-4-2 (Air) ESD per IEC 61000-4-2 (Contact)	VESD	± 30 ± 30	kV
Operating Temperature Range	TJ	-55 to +125	$^{\circ}\text{C}$
Storage Temperature Range	Tstg	-55 to +150	$^{\circ}\text{C}$

Electrical Characteristics($T_A=25^{\circ}\text{C}$ unless otherwise Specified)

Parameter	Symbol	Test Condition	Min	Typ	Max	Unit
Reverse Working Voltage	VRWM				5	V
Breakdown Voltage	VBR	$I_T = 1\text{mA}$	6.0	6.5		V
Reverse Leakage Current	IR	VRWM = 5V			0.5	μA
Clamping Voltage	VC	IPP=1A;tp=8/20us		7	8.5	V
Clamping Voltage	VC	IPP=6A;tp=8/20us		8.5	10	V
Junction Capacitance	CJ	VR=0V; f=1MHz		10	18	pF

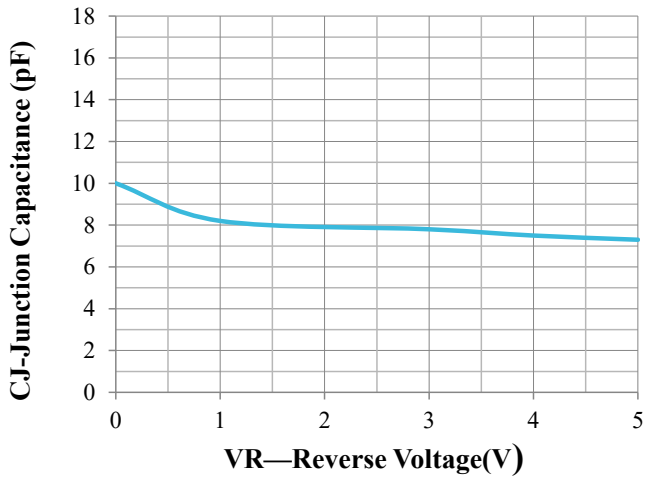
Electrical Parameters ($T_A = 25^{\circ}\text{C}$ unless otherwise noted)

Symbol	Parameter
I_T	Test Current
IPP	Maximum Reverse Peak Pulse Current
Vc	Clamping Voltage @Ic

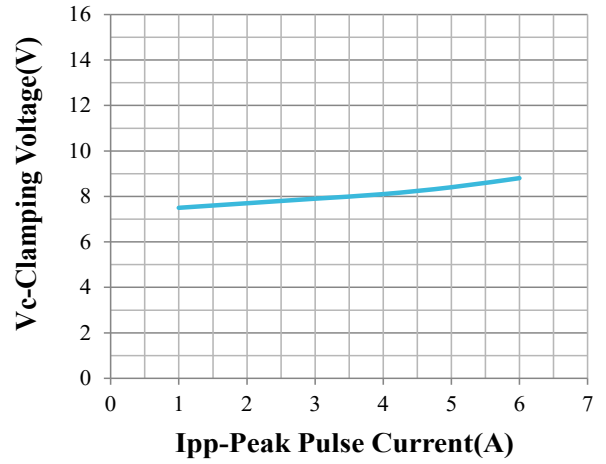




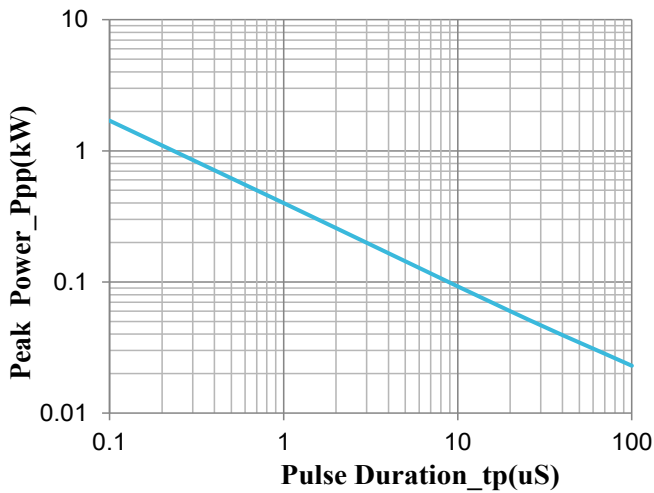
Typical Characteristics($T_A=25^{\circ}\text{C}$ unless otherwise Specified)



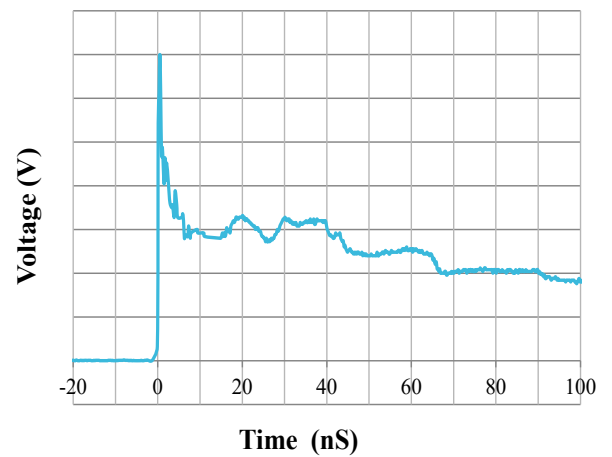
Junction Capacitance vs. Reverse Voltage



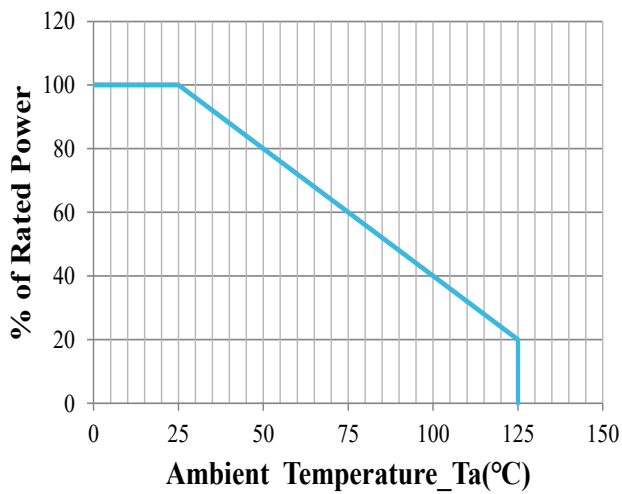
Clamping Voltage vs. Peak Pulse Current



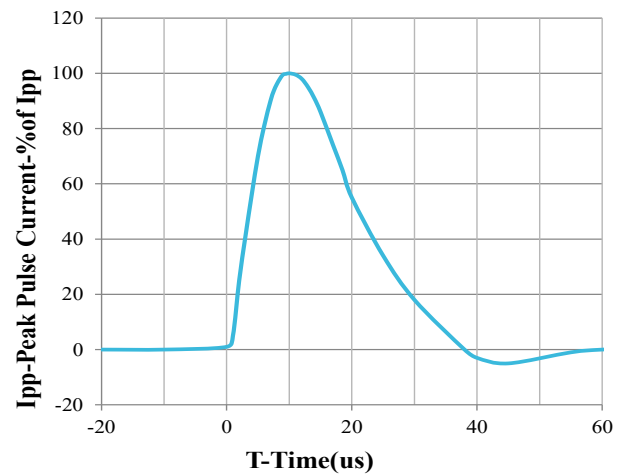
Peak Pulse Power vs. Pulse Time



IEC61000-4-2 Pulse Waveform



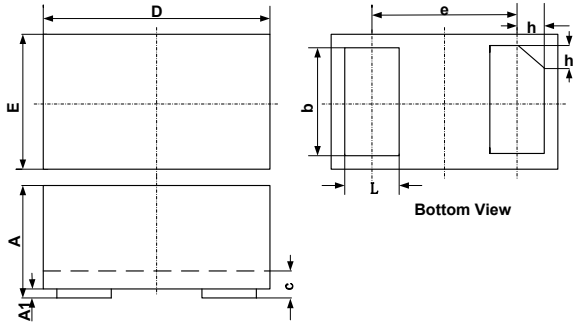
Power Derating Curve



8 X 20us Pulse Waveform



Outline Drawing – DFN1006-2L



SYM	DIMENSIONS					
	MILLIMETERS			INCHES		
	MIN	NOM	MAX	MIN	NOM	MAX
A	0.45	0.50	0.55	0.018	0.020	0.022
A1	0.00	0.02	0.05	0.000	0.001	0.002
b	0.45	0.50	0.55	0.018	0.020	0.022
c	0.12	0.15	0.18	0.005	0.006	0.007
D	0.95	1.00	1.05	0.037	0.039	0.041
e	0.65 BSC			0.026 BSC		
E	0.55	0.60	0.65	0.022	0.024	0.026
L	0.20	0.25	0.30	0.008	0.010	0.012
h	0.07	0.12	0.17	0.003	0.005	0.007

X-ON Electronics

Largest Supplier of Electrical and Electronic Components

Click to view similar products for [ESD Suppressors / TVS Diodes](#) category:

Click to view products by [DOWO](#) manufacturer:

Other Similar products are found below :

[60KS200C](#) [D18V0L1B2LP-7B](#) [D5V0F4U5P5-7](#) [NTE4902](#) [P4KE27CA](#) [P6KE11CA](#) [P6KE8.2A](#) [JANTX1N6053A](#) [SA60CA](#) [SA64CA](#)
[SMBJ12CATR](#) [SMBJ33CATR](#) [SMBJ6.5A](#) [SMBJ8.0A](#) [ESD101-B1-02ELS E6327](#) [ESD112-B1-02EL E6327](#) [ESD7451N2T5G](#) [19180-510](#)
[CPDT-5V0USP-HF](#) [3.0SMCJ33CA-F](#) [3.0SMCJ36A-F](#) [HSPC16701B02TP](#) [JANTX1N6126A](#) [D3V3Q1B2DLP3-7](#) [D55V0M1B2WS-7](#)
[SCM1293A-04SO](#) [ESD200-B1-CSP0201 E6327](#) [SM12-7](#) [CEN955 W/DATA](#) [VESD12A1A-HD1-GS08](#) [CPDQC5V0-HF](#) [D1213A-01LP4-7B](#)
[ESD101-B1-02EL E6327](#) [AOZ8808DI-03](#) [5KP15A](#) [5KP48A](#) [5KP90A](#) [ESD3V3D7-TP](#) [15KPA36A-LF](#) [P4KE56CA](#) [P4KE68A](#)
[P4KE91CATR](#) [P6KE120A](#) [P6KE13CA](#) [P6KE43CA](#) [P6KE6.8CA](#) [P6KE8.2](#) [P6SMBJ20CA](#) [JANTX1N6072A](#) [SR2835ESKG](#)