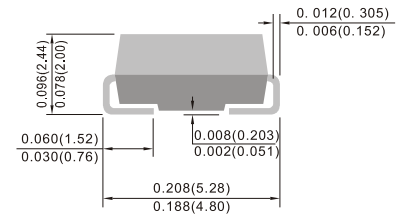
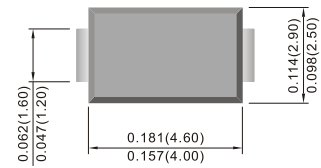


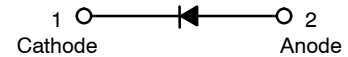
■ Features

- Glass passivated chip junction
- Ideal for automated placement
- Low forward voltage drop
- High surge current capability
- Compliant to RoHS Directive 2011/65/EU and in accordance to WEEE 2002/96/EC
- Halogen-free according to IEC 61249-2-21 definition

DO-214AC (SMA)



Unit : inch(mm)



■ MECHANICAL DATA

- Package: DO-214AC (SMA)
- Terminals: Matte tin plated leads, solderable per JESD22-B102 Meet JESD 201 class 2 whisker test
- Polarity: Indicated by cathode band

■ Maximum Ratings (Ta=25°C Unless otherwise specified)

PARAMETER	SYMBOL	S1A	S1B	S1D	S1G	S1J	S1K	S1M	UNIT	
Maximum repetitive peak reverse voltage	V_{RRM}	50	100	200	400	600	800	1000	V	
Maximum RMS voltage	V_{RMS}	35	70	140	280	420	560	700	V	
Maximum DC blocking voltage	V_{DC}	50	100	200	400	600	800	1000	V	
Maximum average forward rectified current	$I_{F(AV)}$	1							A	
Peak forward surge current, 8.3 ms single half sine-wave superimposed on rated load	I_{FSM}	30							A	
Maximum instantaneous forward voltage@1A (Note 1)	V_F	1.1							V	
Maximum reverse current @ rated V_R	I_R	$T_J=25^{\circ}C$							1	μA
		$T_J=125^{\circ}C$							50	
Typical reverse recovery time (Note 2)	t_{rr}	1.5							μs	
Typical junction capacitance (Note 3)	C_J	12							pF	
Non-repetitive peak reverse avalanche energy at 25°C, $I_{AS}=1A$, $L=10mH$	E_{RSM}	5							mJ	
Typical thermal resistance	$R_{\theta JL}$	27							30	$^{\circ}C/W$
	$R_{\theta JA}$	75								
Operating junction temperature range	T_J	- 55 to +175							$^{\circ}C$	
Storage temperature range	T_{STG}	- 55 to +175							$^{\circ}C$	

 Note 1: Pulse test with PW=300 μs , 1% duty cycle

 Note 2: Reverse Recovery Test Conditions: $I_F=0.5A$, $I_R=1.0A$, $I_{RR}=0.25A$

Note 3: Measured at 1 MHz and Applied Reverse Voltage of 4.0V D.C.

■ **RATINGS AND CHARACTERISTICS CURVES** ($T_A=25^{\circ}\text{C}$ unless otherwise noted)

FIG.1 FORWARD CURRENT DERATING CURVE

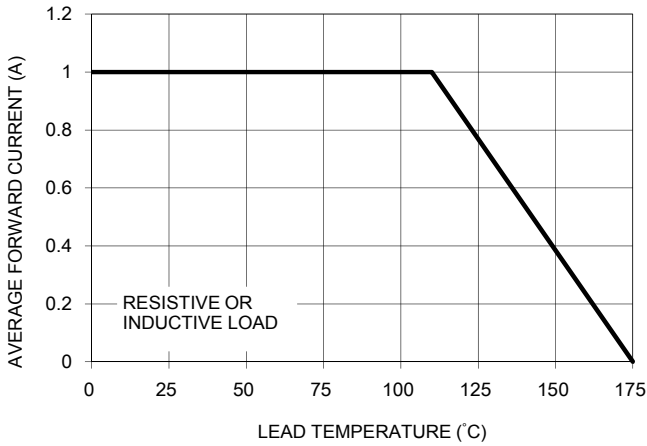


FIG. 2 TYPICAL REVERSE CHARACTERISTICS

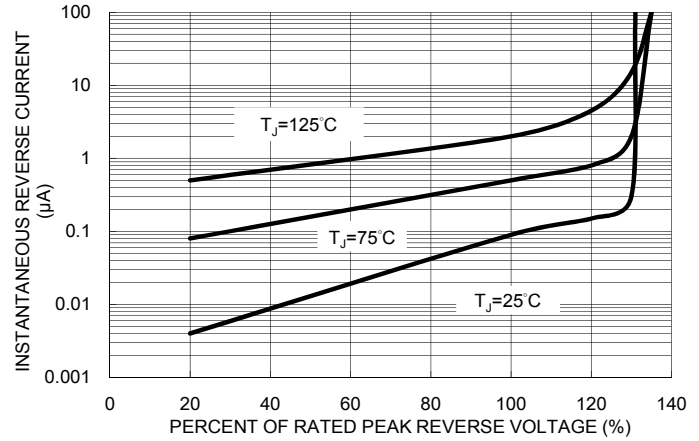


FIG. 3 MAXIMUM NON-REPETITIVE FORWARD SURGE CURRENT

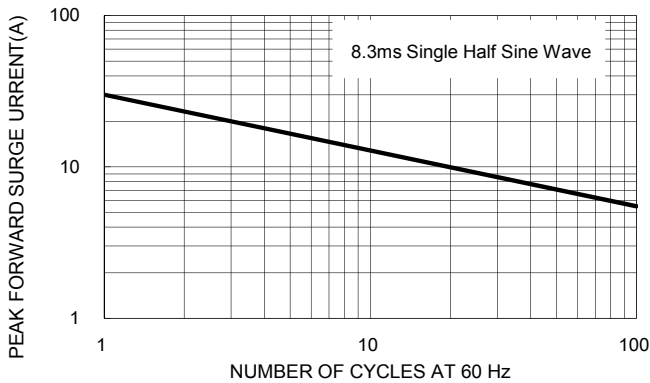


FIG. 4 TYPICAL FORWARD CHARACTERISTICS

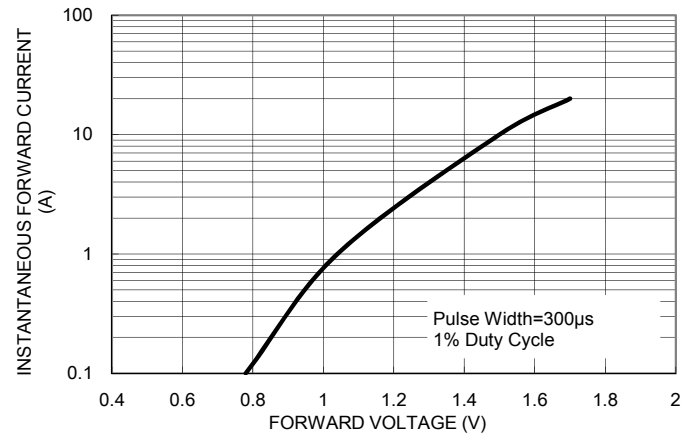


FIG. 5 TYPICAL JUNCTION CAPACITANCE

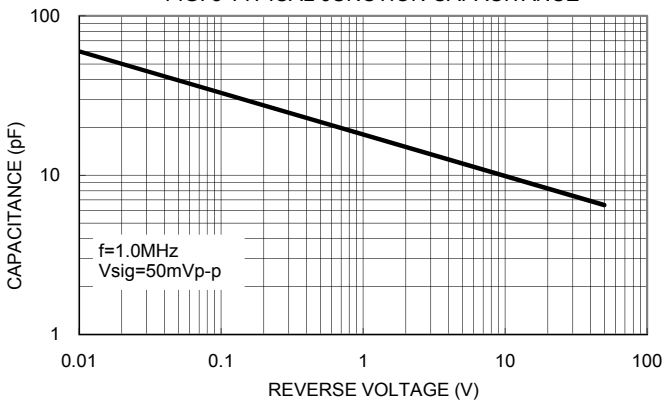
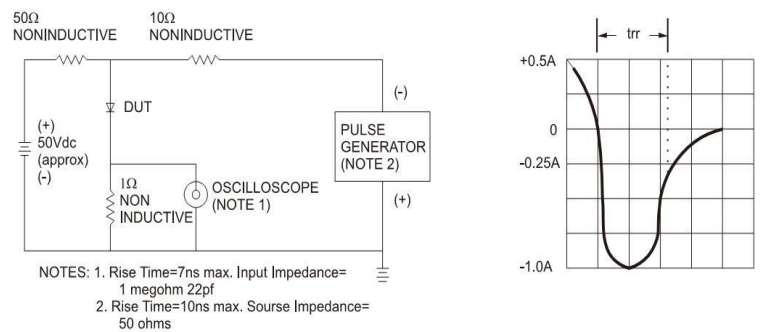


FIG.6- REVERSE RECOVERY TIME CHARACTERISTIC AND TEST CIRCUIT DIAGRAM



X-ON Electronics

Largest Supplier of Electrical and Electronic Components

Click to view similar products for [Diodes - General Purpose, Power, Switching category](#):

Click to view products by [DOWO manufacturer](#):

Other Similar products are found below :

[MMBD3004S-13-F](#) [1N3611](#) [NTE156A](#) [NTE6244](#) [1SS400CST2RA](#) [SDAA13](#) [SHN2D02FUTW1T1G](#) [1N4449](#) [1N456A](#) [1N914BTR](#)
[D291S45T](#) [BAS 16-02L E6327](#) [BAS 16-02V H6327](#) [BAS 21U E6327](#) [BAS 28 E6327](#) [BAW56DWQ-7-F](#) [BAW56M3T5G](#) [BAW75-TAP](#)
[MM230L-CAA](#) [IDW40E65D1](#) [JAN1N3600](#) [JAN1N4454UR-1](#) [SMMSD4148T3G](#) [BYW95B/A52A](#) [NSVDAN222T1G](#) [CDSZC01100-HF](#)
[BAV70HDW-7](#) [BAS28-7](#) [JANTX1N6640](#) [BAW56HDW-13](#) [BAS28 TR](#) [VS-HFA04SD60STR-M3](#) [1SS388-TP](#) [BAV99TQ-13-F](#)
[BAV99HDW-13](#) [1N4004](#) [MMDB30-E28X](#) [LS4148](#) [IDV15E65D2](#) [W0503RH200S0L](#) [W0503SH200S0L](#) [M0268SJ200NLF](#)
[M0268RJ200NLF](#) [S3MBF](#) [US1J](#) [DAN217U-TP](#) [SHV-06JNS-Q](#) [IDW30C65D1](#) [IDW80C65D1](#) [VS-HFA30TA60CSR-M3](#)