

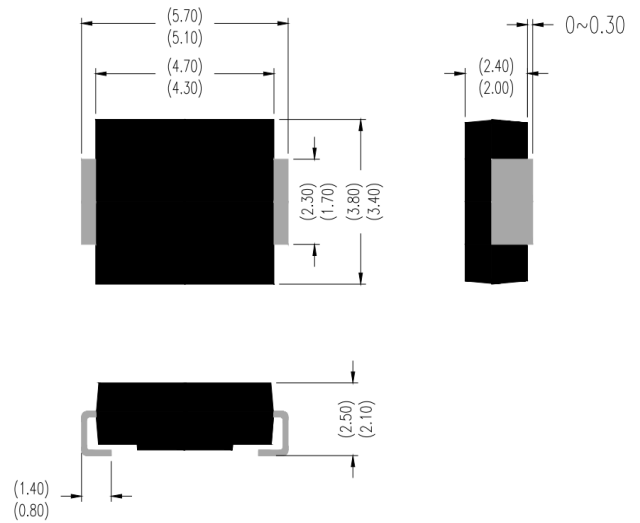
■ Features

- Glass passivated chip
- 600W peak pulse power capability with a 10/1000 μ s waveform, repetitive rate (duty cycle):0.01%
- Excellent clamping capability
- Low reverse leakage
- Very fast response time
- Lead and body according with RoHS standard

■ Mechanical Data

- Case: SMB/DO-214AA Molded plastic
- Lead: Solderable per MIL-STD-750, method 2026
- Epoxy: UL 94V-0 rate flame retardant
- Polarity: Color band denotes cathode end except Bipolar
- Mounting position: Any

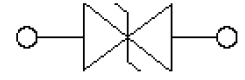
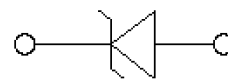
SMB/DO-214AA



Dimensions: inch[mm]

Uni-directional

Bi-directional



■ Absolute Maximum Ratings ($T_A=25^{\circ}\text{C}$ unless otherwise noted)

Parameter	Symbol	Value	Unit
Peak power dissipation with a 10/1000 μ s waveform ⁽¹⁾	P _{PP}	600	W
Peak pulse current with a 10/1000 μ s waveform ⁽¹⁾	I _{PP}	75	A
Power dissipation on infinite heatsink at T _L = 75 °C	P _D	5.0	W
Peak forward surge current, 8.3 ms single half sinewave unidirectional only(2)	I _{FSM}	100	A
Maximum instantaneous forward voltage at 10 A for unidirectional only	V _F	3.5/5.0	V
Operating junction and storage temperature range	T _J , T _{STG}	-55 to +150	°C

Note:

1)Non-repetitive current pulse per Fig.5 and derated above T_A= 25 °C per Fig.1 ;

2)Measured on 8.3 ms single half sine-wave or equivalent square wave, duty cycle = 4 pulses per minute maximum ;

■ Electrical Characteristics ($T_A=25^{\circ}\text{C}$ unless otherwise noted)

Part Number		Device Marking Code		Reverse Stand-off Voltage	Breakdown Voltage V _{BR} @ I _T		Test Current	Max. Clamping Voltage @ I _{PP}	Max. Peak Pulse Current	Max. Reverse Leakage @ V _{RWM}
UNI-POLAR	BI-POLAR	UNI	BI	V _{RWM} (V)	Min.(V)	Max.(V)	I _T (mA)	V _C MAX.(V)	I _{PP} (A)	I _R (μ A)
SMBJ3.3A	SMBJ3.3CA	KC	DL	3.3	5.20	6.50	10	8.0	75.0	600



■ Ratings and Characteristics Curves ($T_A = 25^\circ\text{C}$ unless otherwise noted)

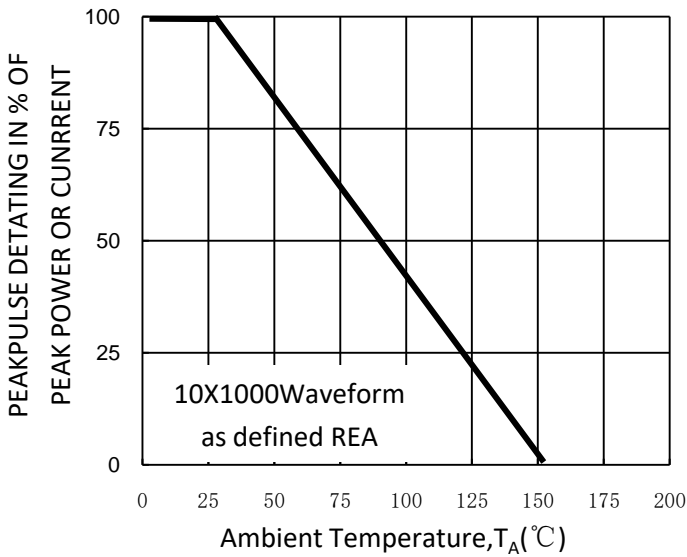


Fig. 1-Pulse Derating Curve

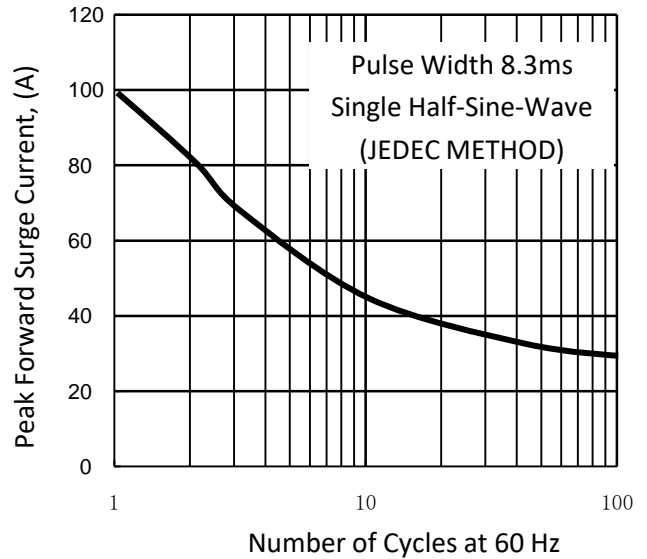


Fig. 2-Maximum Non-Repetitive Surge Current

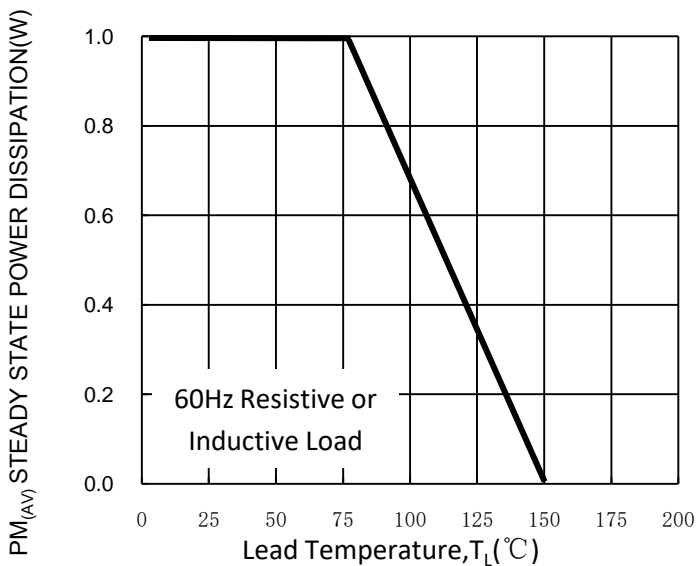


Fig. 3-Steady State Power Derating Curve

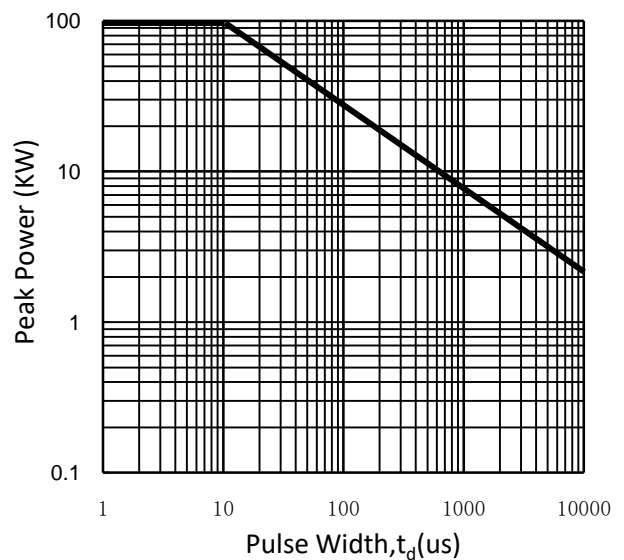


Fig. 4-Peak Pulse Power Rating Curve

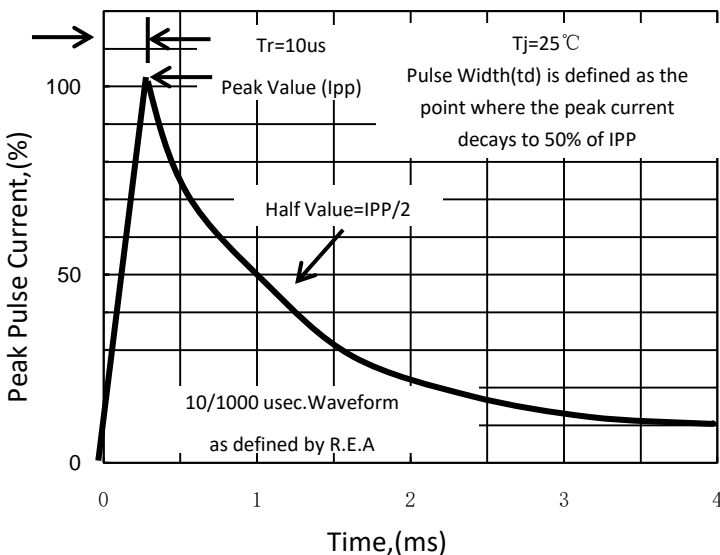


Fig. 5-Pulse Waveform

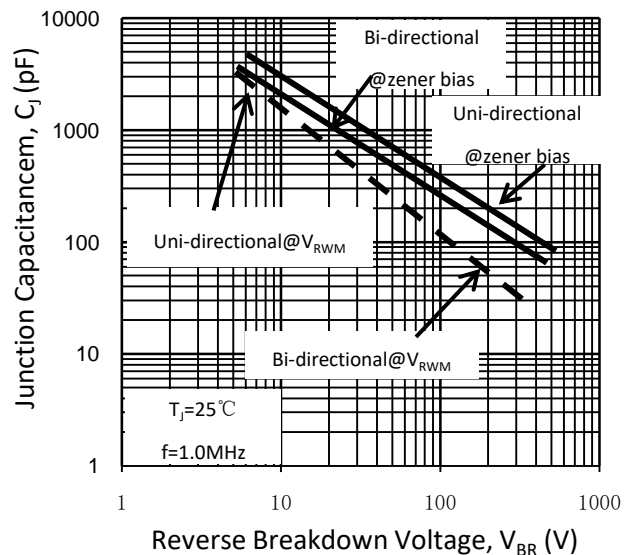


Fig. 6-Typical Junction Capacitance

X-ON Electronics

Largest Supplier of Electrical and Electronic Components

Click to view similar products for [ESD Suppressors / TVS Diodes](#) category:

Click to view products by [DOWO](#) manufacturer:

Other Similar products are found below :

[60KS200C](#) [D18V0L1B2LP-7B](#) [D5V0F4U5P5-7](#) [NTE4902](#) [P4KE27CA](#) [P6KE11CA](#) [P6KE8.2A](#) [SA60CA](#) [SA64CA](#) [SMBJ12CATR](#)
[SMBJ33CATR](#) [SMBJ6.5A](#) [SMBJ8.0A](#) [ESD101-B1-02ELS E6327](#) [ESD112-B1-02EL E6327](#) [ESD7451N2T5G](#) [19180-510](#) [CPDT-5V0USP-](#)
[HF](#) [3.0SMCJ33CA-F](#) [3.0SMCJ36A-F](#) [HSPC16701B02TP](#) [JANTX1N6126A](#) [D3V3Q1B2DLP3-7](#) [D55V0M1B2WS-7](#) [SCM1293A-04SO](#)
[ESD200-B1-CSP0201 E6327](#) [SM12-7](#) [CEN955 W/DATA](#) [VESD12A1A-HD1-GS08](#) [CPDQC5V0-HF](#) [D1213A-01LP4-7B](#) [ESD101-B1-02EL](#)
[E6327](#) [AOZ8808DI-03](#) [5KP15A](#) [5KP48A](#) [5KP90A](#) [ESD3V3D7-TP](#) [15KPA36A-LF](#) [P4KE56CA](#) [P4KE68A](#) [P4KE91CATR](#) [P6KE120A](#)
[P6KE13CA](#) [P6KE43CA](#) [P6KE6.8CA](#) [P6KE8.2](#) [P6SMBJ20CA](#) [JANTX1N6072A](#) [SR2835ESKG](#) [SA90CA](#)