



## ■ Features

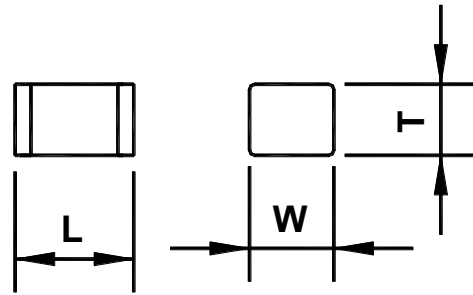
- Surge current capacity 2KA 8/20us
- Surge current capacity 6KV 10/700us
- Surface Mounted Gas Arrester
- Storage and operational temperature: -40~+90°C
- Micro-Gap Design
- Without Radioactivity



## ■ Applications

- Communication equipment
- CATV equipment
- Test equipment
- Data lines
- Power supplies
- Telecom SLIC protection
- Broadband equipment
- DSL equipment, including ADSL2+
- XDSL equipment
- Satellite and CATV equipment
- General telecom equipment

## ■ Dimensions



W	3.2±0.3mm
T	2.7±0.3mm
L	4.5±1.0mm

## ■ PartNumber Code

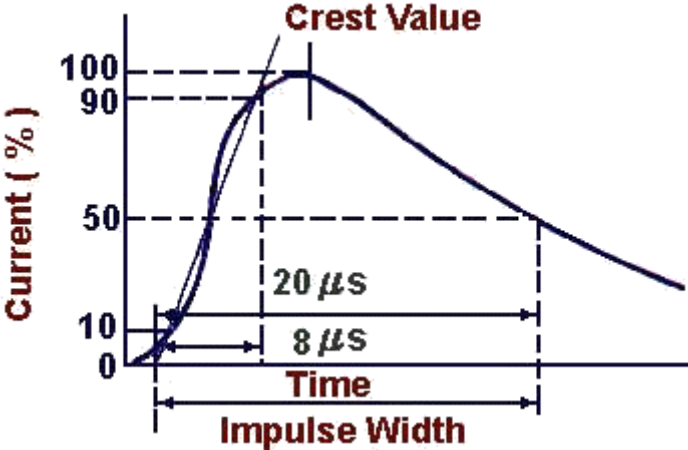
### SMD4532-090M

- SMD:Surface Mount Package
- 4532: Size: 4.5mm\*3.2mm\*2.7mm
- 090: DC Breakdown Voltage 90V
- M: Tolerance of DC Spark-Over Voltage  
M:20% N: 30%

**■ Electrical Specification**

Model	DC Breakdown Voltage 100v/s	Impulse Discharge Current	Impulse Withstanding Voltage Capacity	Impulse Spark-over Voltage 1kv/μs	Insulation Resistance	Capacitance (1MHz 1KV)
SMD4532-075N	75V 55~95	8/20μs 2000A 2Times	10/700 μs 6kV Positive/ Negative 5 Times  8/20μs 1000A 10Times  10/1000μs 8/20μs 100A 100Times	≤ 650v	1GΩ Min (DC 100V)	1 pF Max.
SMD4532-090M	90V 78~108			≤ 650v		
SMD4532-120N	120V 84~156			≤ 650v		
SMD4532-150M	150V 120~180			≤ 650v		
SMD4532-200M	200V 160~240			≤ 650v		
SMD4532-230M	230V 184~276			≤ 650v		
SMD4532-300N	300V 210~390			≤ 650v		
SMD4532-350M	350V 280~420			≤ 850v		
SMD4532-40M	400V 320~480			≤ 900v	1GΩ Min (DC 250V)	
SMD4532420M	420V 336~504			≤ 900v		
SMD4532-470M	470V 376~564			≤ 950v		
SMD4532-500M	500V 400~600			≤ 1000v		
SMD4532-600M	600V 480~720			≤ 1050v		

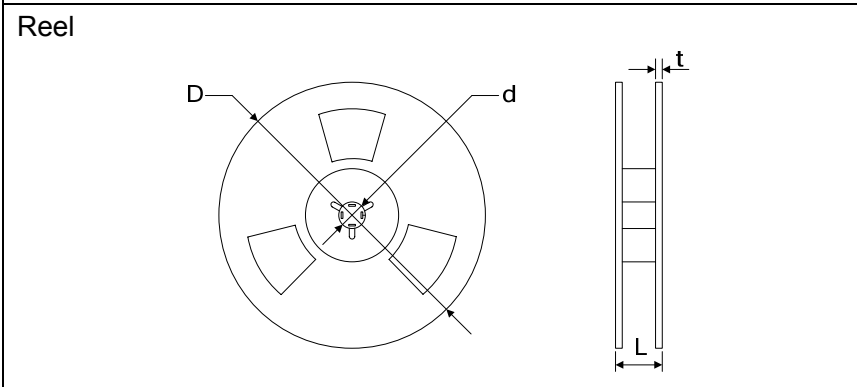
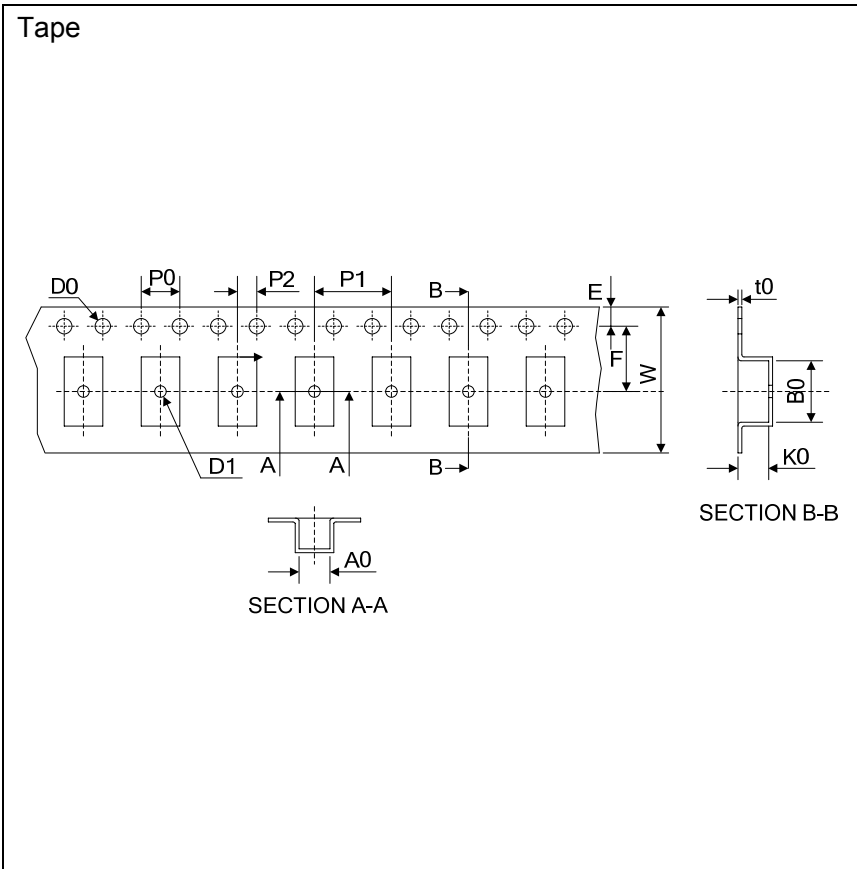
■ Electrical Rating

Item	Test Condition / Description	Requirement
DC Breakdown Voltage	The voltage is measured with a low rate of rise $dv / dt \cong 100 \text{ v/s}$	
Maximum Impulse Breakdown Voltage	The maximum impulse breakdown voltage is measured with a rise time of $dv / dt \cong 1000 \text{ v/}\mu\text{s}$	
Maximum Impulse Discharge Current	<p>The maximum current within gas tube voltage change of <math>\pm 20\%</math> when one impulse is applied. Applied waveform : 8/20<math>\mu\text{sec}</math></p> 	To meet the specified value
DC Holdover Voltage	The maximum DC voltage across the two terminals of gas tube under which it may be expected to return to the high impedance state after the gas tube breakdown.	
Insulation Resistance	The resistance of gas tube shall be measured each terminal to each other terminal.	
	Applied voltage: gas tube dc breakdown voltage under 150V, the test voltage is 50V dc; with all other types at 100V dc.	
Capacitance	The capacitance of gas tube shall be measured each terminal to each other terminal. Test frequency: 1 KHZ	
	In measurements involving 3-electrode gas tubes, the terminal not being tested shall be connected to a ground plane.	



■ Packaging

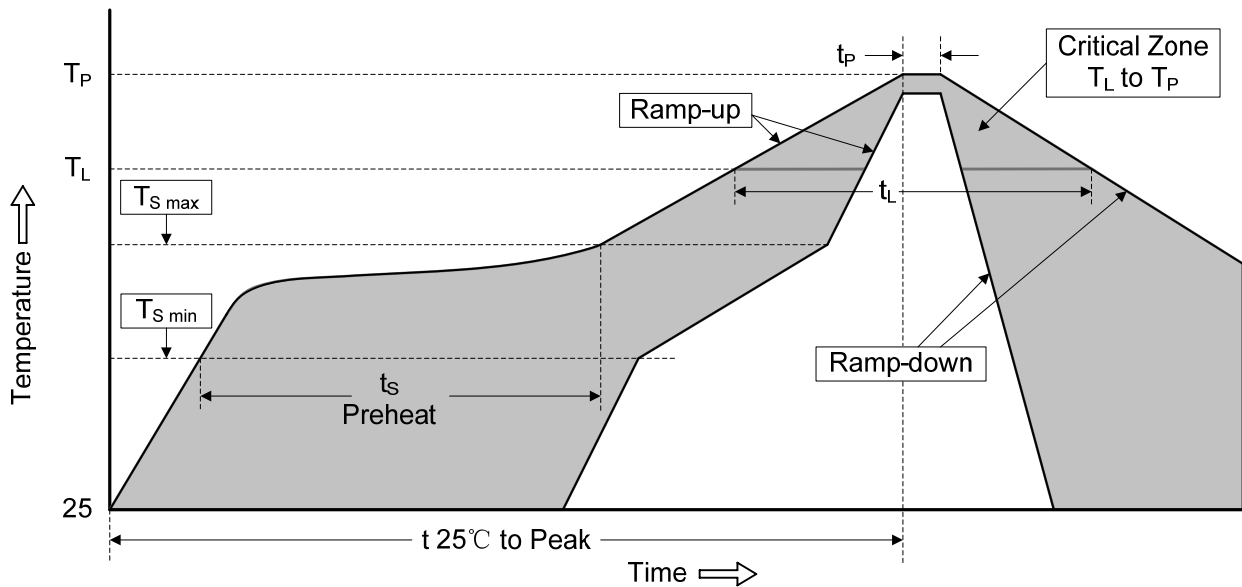
Items	Dimension (mm)	
	Spec.	Tolerance
W	12.00	±0.20
P0	4.00	±0.10
P1	8.00	±0.20
P2	2.00	±0.10
D0	1.55	±0.10
D1	1.00	±0.10
E	1.75	±0.10
F	5.50	±0.10
A0	3.80	±0.10
K0	3.20	±0.10
B0	4.90	±0.10
t0	0.40	±0.10
D	330.00	±1.00
d	13.00	±0.50
L	16.00	±0.50
t	2.00	±0.20
Quantity: 2500pcs		





■ Recommended Soldering Conditions

Reflow Soldering



Recommended Conditions

Profile Feature	Pb-Free Assembly
Average ramp-up rate (T <sub>L</sub> to T <sub>P</sub> )	3°C/second max.
Preheat	
-Temperature Min (T <sub>S min</sub> )	150°C
-Temperature Max (T <sub>S max</sub> )	200°C
-Time (min to max) (t <sub>s</sub> )	60-180 seconds
T <sub>S max</sub> to T <sub>L</sub>	
-Ramp-up Rate	3°C/second max.
Time maintained above:	
-Temperature (T <sub>L</sub> )	217°C
-Time (t <sub>L</sub> )	60-150 seconds
Peak Temperature (T <sub>P</sub> )	260°C
Time within 5°C of actual Peak Temperature (t <sub>p</sub> )	20-40 seconds
Ramp-down Rate	6°C/second max.
Time 25°C to Peak Temperature	8 minutes max.

## X-ON Electronics

Largest Supplier of Electrical and Electronic Components

*Click to view similar products for [Gas Discharge Tubes - GDTs / Gas Plasma Arrestors](#) category:*

*Click to view products by [DOWO](#) manufacturer:*

Other Similar products are found below :

[PMT1023004](#) [PMT1025001](#) [RF3161-000](#) [PMT1035004](#) [PMT1040004](#) [PMT809006](#) [CG2250](#) [CG2800](#) [CG31.5L](#) [GT-SMD181240012-TR](#)  
[WPGT-2N145B6L](#) [WPGT-2N230B6L](#) [WPGT-2N470B6L](#) [WPGT-2R470B6L](#) [WPGT-2RM230A6L](#) [WPGT-2RM350A6L](#) [WPGT-](#)  
[2RM70A6L](#) [WPGT-2RM90A6L](#) [WPGT-2S145](#) [WPGT-2S350](#) [WPGT-2S470](#) [WPGT-3R350CF](#) [WPGT-3R350G1](#) [WPGT-3R90G1](#) [WPGT-](#)  
[3R75G1](#) [WPGT-3R470G1](#) [WPGT-3R250C](#) [WPGT-3R230G1](#) [WPGT-2S230](#) [WPGT-2RM470A6L](#) [WPGT-2RM145A6L](#) [WPGT-2R3000B8L](#)  
[WPGT-2R2700B8L](#) [WPGT-2R1000B8L](#) [WPGT-2N90B6L](#) [WPGT-2N70B6L](#) [WPGT-2N350B6L](#) [WPGT-2N230B6L1](#) [CG90](#) [CG2230](#)  
[CG2145](#) [CG21000](#) [GT-SMD181215012-TR](#) [B88069X6940B152](#) [V20-1+NPE-280](#) [V20-3+NPE+FS-280](#) [SD09-V24 9](#) [C50-0-255](#)  
[SG24PA300](#) [A9L40500](#)