

## 10A, 45V Schottky Rectifiers

### FEATURES

- Excellent high temperature stability
- Low forward voltage
- Low power loss/ high efficiency
- High forward surge capability
- Ideal for automated placement
- Compliant to RoHS Directive 2011/65/EU and in accordance to WEEE 2002/96/EC
- Halogen-free according to IEC 61249-2-21 definition

### TYPICAL APPLICATIONS

Trench Schottky barrier rectifier is designed for high frequency miniature switched mode power supplies such as adapters, lighting and on-board DC/DC converters.

### MECHANICAL DATA

**Case:** TO-277B

Molding compound meets UL 94 V-0 flammability rating


Moisture sensitivity level: level 1, per J-STD-020

**Terminal:** Matte tin plated leads, solderable per JESD22-B102

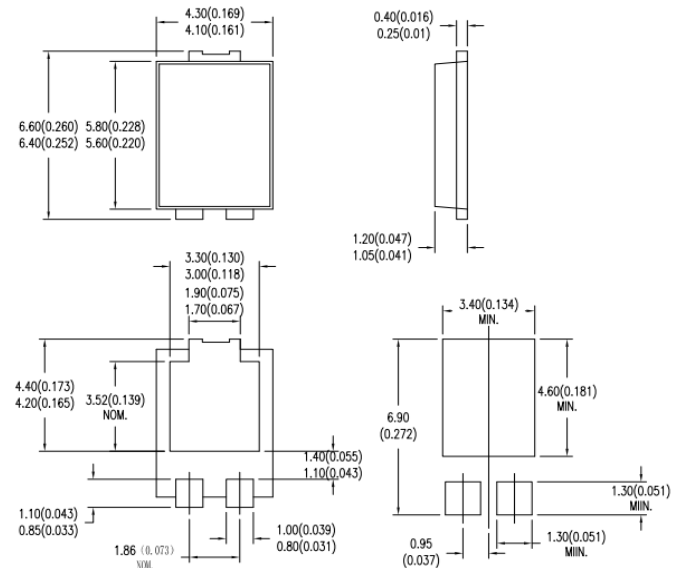
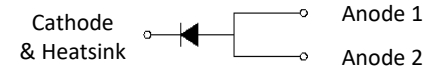
Meet JESD 201 class 2 whisker test

**Polarity:** Indicated by cathode band

**Weight:** 0.095g (approximately)



TO-277B



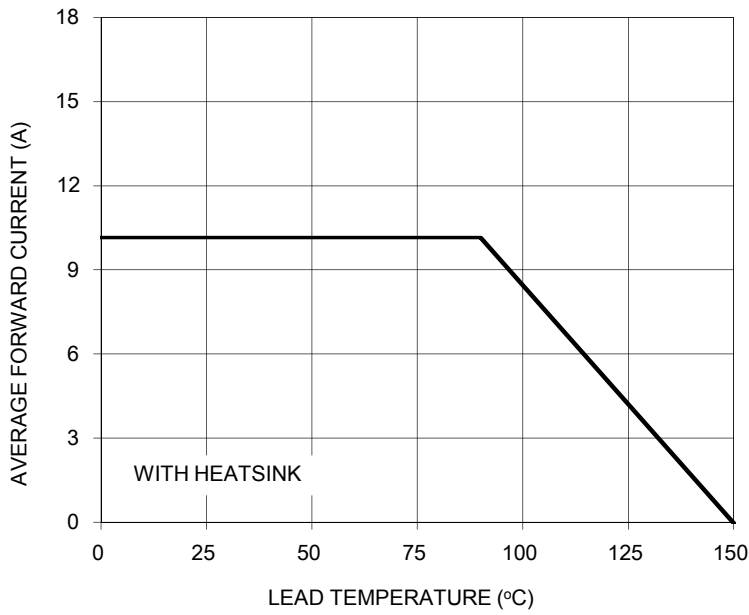
MAXIMUM RATINGS AND ELECTRICAL CHARACTERISTICS (T <sub>A</sub> =25°C unless otherwise noted)					
PARAMETER			SYMBOL	SP1045L	UNIT
Maximum repetitive peak reverse voltage			V <sub>RRM</sub>	45	V
Maximum average forward rectified current			I <sub>F(AV)</sub>	10	A
Peak forward surge current, 8.3 ms single half sine-wave superimposed on rated load per diode			I <sub>FSM</sub>	220	A
Maximum instantaneous forward voltage per diode (Note 1)	I <sub>F</sub> = 10A	T <sub>J</sub> = 25°C	V <sub>F</sub>	0.49	V
Maximum instantaneous reverse current per diode at rated reverse voltage	T <sub>J</sub> = 25°C		I <sub>R</sub>	150	μA
	T <sub>J</sub> = 125°C			15	mA
Typical thermal resistance			R <sub>θJL</sub>	11	°C/W
Operating temperature range			T <sub>J</sub>	- 55 to +150	°C
Storage temperature range			T <sub>STG</sub>	- 55 to +150	°C

Note 1: Pulse Test with Pulse Width=300μs, 1% Duty Cycle

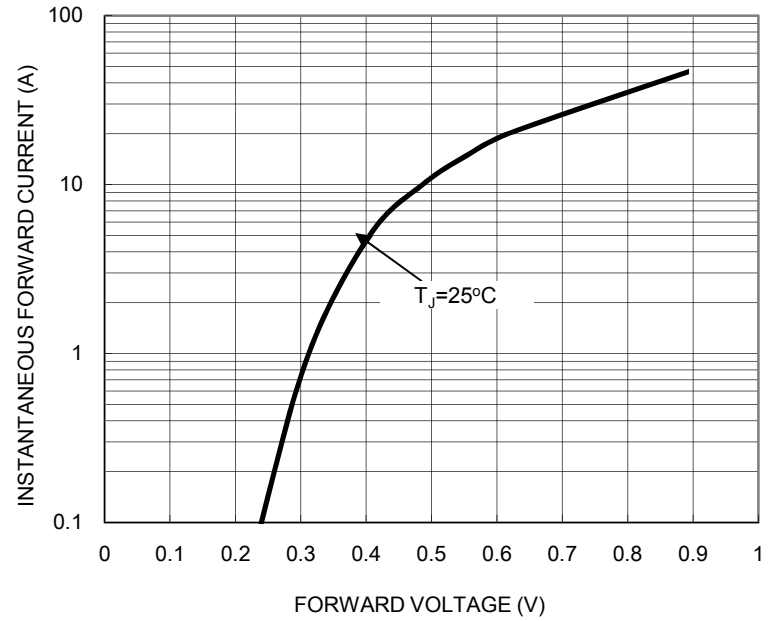
**RATINGS AND CHARACTERISTICS CURVES**

( $T_A=25^\circ\text{C}$  unless otherwise noted)

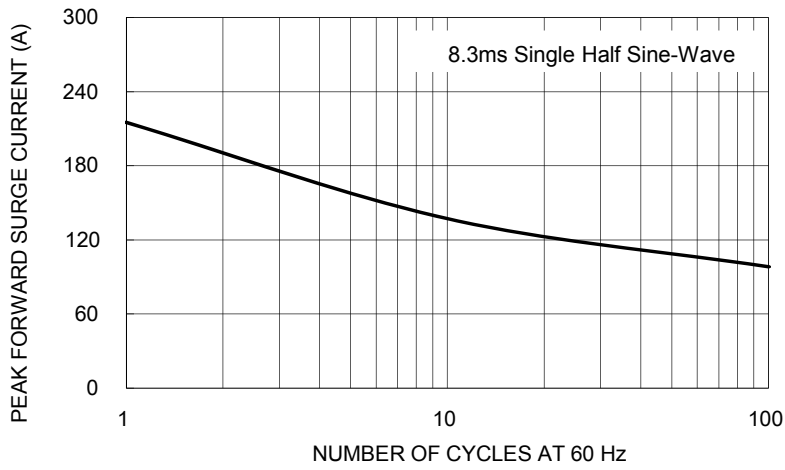
**FIG.1 FORWARD CURRENT DERATING CURVE**



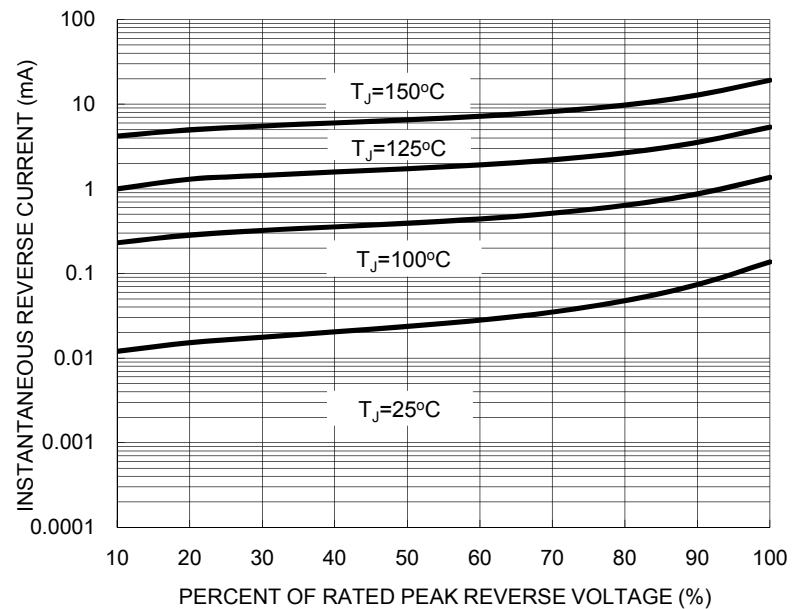
**FIG. 2 TYPICAL FORWARD CHARACTERISTICS**



**FIG. 3 MAXIMUM NON-REPETITIVE FORWARD SURGE CURRENT**



**FIG. 4 TYPICAL REVERSE CHARACTERISTICS**



## X-ON Electronics

Largest Supplier of Electrical and Electronic Components

*Click to view similar products for [Schottky Diodes & Rectifiers](#) category:*

*Click to view products by [DOWO](#) manufacturer:*

Other Similar products are found below :

[MA4E2039](#) [MMBD301M3T5G](#) [RB160M-50TR](#) [D83C](#) [BAS16E6433HTMA1](#) [BAS 3010S-02LRH E6327](#) [BAT 54-02LRH E6327](#)  
[NRVBAF360T3G](#) [NSR05F40QNXT5G](#) [NTE555](#) [JANS1N6640](#) [SS3003CH-TL-E](#) [GA01SHT18](#) [CRS10I30A\(TE85L,QM](#) [MBRA140TRPBF](#)  
[MBRB30H30CT-1G](#) [BAT 15-04R E6152](#) [JANTX1N5712-1](#) [DMJ3940-000](#) [SB007-03C-TB-E](#) [NRVBB20100CTT4G](#) [NRVBM120LT1G](#)  
[NTSB30U100CT-1G](#) [CRG04\(T5L,TEMQ\)](#) [ACDBA1100LR-HF](#) [ACDBA1200-HF](#) [ACDBA240-HF](#) [ACDBA3100-HF](#) [CDBQC0530L-HF](#)  
[ACDBA260LR-HF](#) [ACDBA1100-HF](#) [10BQ015-M3/5BT](#) [NRVBM120ET1G](#) [VSSB410S-M3/5BT](#) [1N5819T-G](#) [PDS1040Q-13](#) [B160BQ-13-F](#)  
[SDM05U20CSP-7](#) [BAS 70-07 E6433](#) [B140S1F-7](#) [HSM560Je3/TR13](#) [DDB2265-000](#) [ZHCS506QTA](#) [HSM190Je3/TR13](#) [B330AF-13](#)  
[ACDBUC0230-HF](#) [SDM1U100S1F-7](#) [MBR10200CTF-G1](#) [CDLL5712](#) [DMF2822-000](#)