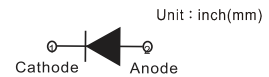
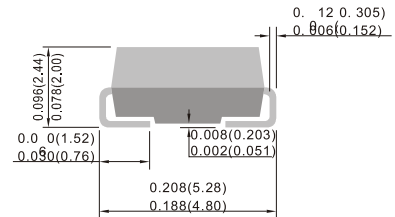
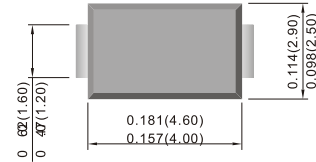


Surface Mount Schottky Rectifier

Features

- Low profile package
- Ideal for automated placement
- Guardring for overvoltage protection
- Low power losses, high efficiency
- High forward surge capability
- Meets MSL level 1, per J-STD-020, LF maximum peak of 260 °C

DO-214AC (SMA)



Typical Applications

For use in low voltage high frequency inverters, freewheeling, DC/DC converters, and polarity protection applications.

Mechanical Data

- **Package:** DO-214AC (SMA)
Molding compound meets UL 94 V-0 flammability rating, RoHS-compliant, halogen-free
- **Terminals:** Tin plated leads, solderable per J-STD-002 and JESD22-B102
- **Polarity:** Cathode line denotes the cathode end

■Maximum Ratings (T_a=25°C Unless otherwise specified)

PARAMETER	SYMBOL	UNIT	SS									
			22	23	24	25	26	28	210	215	220	
Repetitive Peak Reverse Voltage	V _{RRM}	V	20	30	40	50	60	80	100	150	200	
Average Rectified Output Current @60Hz Half-sine wave, Resistance load, TL (FIG.1)	I _O	A	2.0									
Surge(Non-repetitive)Forward Current @60Hz Half-sine wave, 1 cycle, T _a =25°C	I _{FSM}	A	50									
Junction Temperature	T _j	°C	-55 ~+150					-55 ~+175				
Storage Temperature	T _{stg}	°C	-55 ~+150									

■Electrical Characteristics (T_a=25°C Unless otherwise specified)

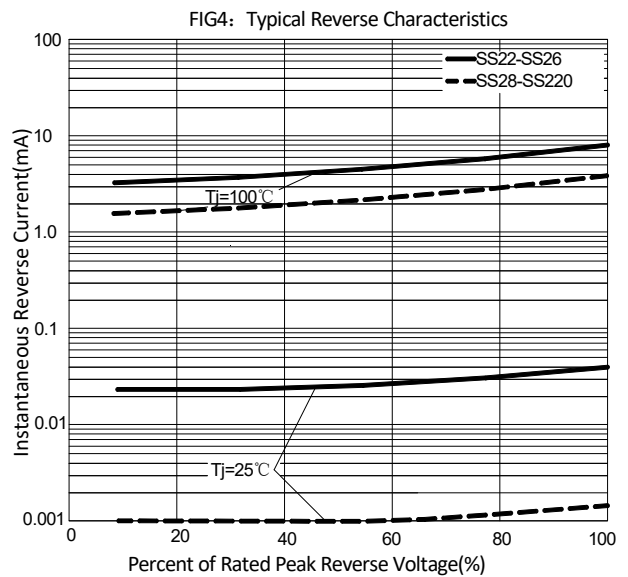
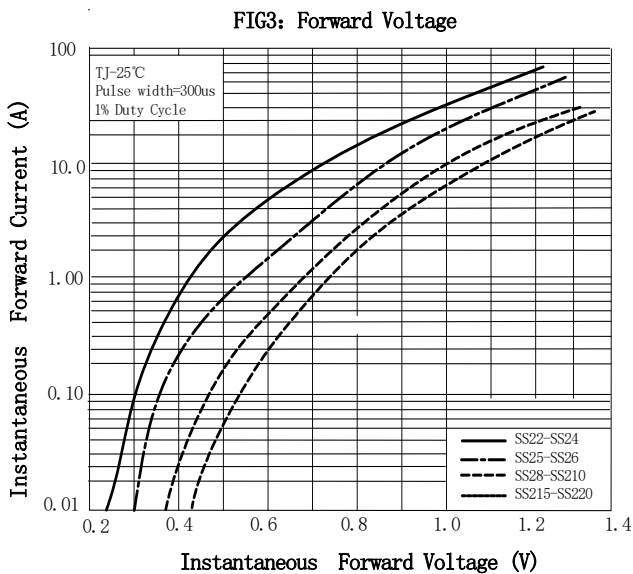
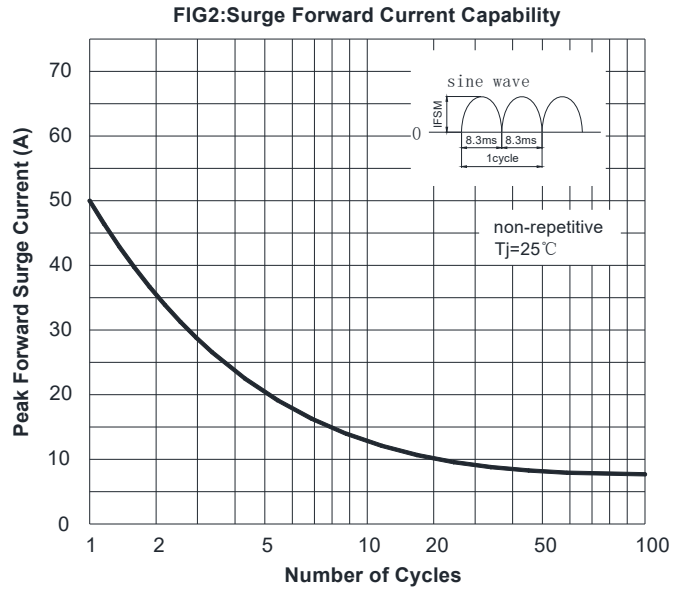
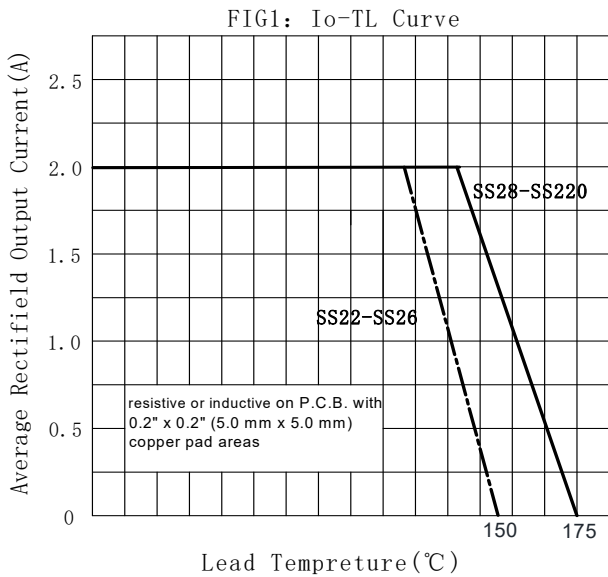
PARAMETER	SYMBOL	UNIT	TEST CONDITIONS	SS							
				22	23	24	25	26	28	210	215
Maximum instantaneous forward voltage drop per diode	V _F	V	I _{FM} =2.0A	0.55		0.70		0.85		0.95	
Maximum DC reverse current at rated DC blocking voltage per diode@ V _{RM} =V _{RRM}	I _{RRM}	mA	T _a =25°C	0.50				0.10			
			T _a =100°C	10				5			

■ Thermal Characteristics (T_a=25°C Unless otherwise specified)

PARAMETER	SYMBOL	UNIT	SS							
			22	23	24	25	26	28	210	215
Thermal Resistance	R _{θJ-A} ⁽¹⁾	°C/W	75							
	R _{θJ-L} ⁽¹⁾		17							

Note
(1) Thermal resistance from junction to ambient and from junction to lead mounted on P.C.B. with 0.2" x 0.2" (5.0 mm x 5.0 mm) copper pad areas

■ Characteristics (Typical)



X-ON Electronics

Largest Supplier of Electrical and Electronic Components

Click to view similar products for [Schottky Diodes & Rectifiers](#) category:

Click to view products by [DOWO](#) manufacturer:

Other Similar products are found below :

[MA4E2039](#) [MA4E2508M-1112](#) [MBR1545CT](#) [MMBD301M3T5G](#) [RB160M-50TR](#) [D83C](#) [BAS16E6433HTMA1](#) [BAT 54-02LRH E6327](#)
[NRVBAF360T3G](#) [NSR05F40QNXT5G](#) [NTE555](#) [JANS1N6640](#) [SK310-T](#) [SK34B-TP](#) [SS3003CH-TL-E](#) [GA01SHT18](#)
[CRS10I30A\(TE85L,QM](#) [MA4E2501L-1290](#) [MBRA140TRPBF](#) [MBRB30H30CT-1G](#) [BAT 15-04R E6152](#) [JANTX1N5712-1](#) [DMJ3940-000](#)
[SB007-03C-TB-E](#) [SK33B-TP](#) [NRVBB20100CTT4G](#) [NRVBM120LT1G](#) [NTSB30U100CT-1G](#) [VS-6CWQ10FNHM3](#) [CRG04\(T5L,TEMQ\)](#)
[ACDBA1100LR-HF](#) [ACDBA1200-HF](#) [ACDBA240-HF](#) [ACDBA3100-HF](#) [CDBQC0530L-HF](#) [CDBQC0240LR-HF](#) [ACDBA260LR-HF](#)
[ACDBA1100-HF](#) [MA4E2502L-1246](#) [10BQ015-M3/5BT](#) [NRVBM120ET1G](#) [CRS08TE85LQM](#) [PMAD1108-LF](#) [B120Q-13-F](#) [1N5819T-G](#)
[B0530WSQ-7-F](#) [PDS1040Q-13](#) [B160BQ-13-F](#) [SDM05U20CSP-7](#) [B140S1F-7](#)