

■ Features

- Low profile package
- Ideal for automated placement
- Guardring for overvoltage protection
- Low power losses, high efficiency
- High forward surge capability
- Compliant with RoHS standards, halogen-free
- Meets MSL level 1, per J-STD-020, LF maximum peak of 260 °C

■ MECHANICAL DATA

- Package: SOD-123HE
- Terminals: Tin plated leads, solderable per
- Polarity: Cathode line denotes the cathode end

■ APPLICATIONS

- DC/DC converters
- Freewheeling
- low voltage high frequency inverters
- polarity protection applications

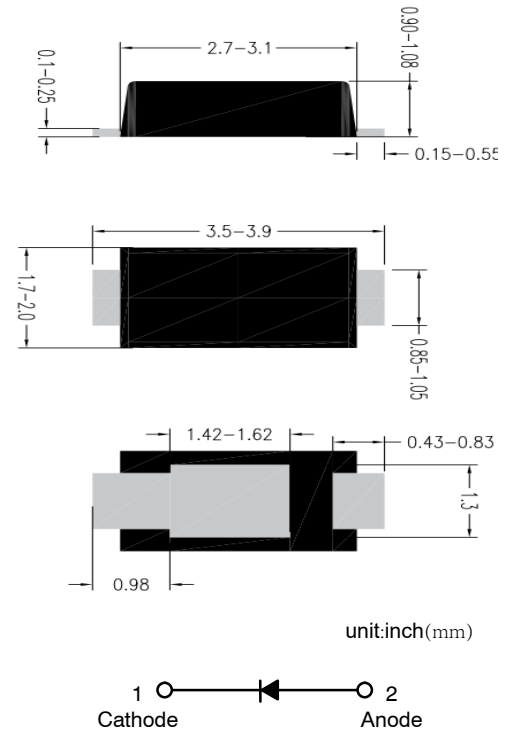
■ Maximum Ratings ($T_a=25^\circ\text{C}$ Unless otherwise specified)

PARAMETER	SYMBOL	UNIT	SS22HE	SS23HE	SS24HE	SS25HE	SS26HE	SS28HE	SS210HE	SS215HE	SS220HE
Repetitive peak reverse voltage	VRRM	V	20	30	40	50	60	80	100	150	200
Average rectified output current @60Hz sine wave, Resistance load, T_a (FIG.1)	IO	A	2.0								
Surge(non-repetitive)forward current @60Hz half-sine wave,1 cycle, $T_j=25^\circ\text{C}$	IFSM	A	40								
Storage temperature	Tstg	°C	-55 ~+150								
Junction temperature	Tj	°C	-55 ~+1				-55 ~+17				

■ Electrical Characteristics ($T_a=25^\circ\text{C}$ Unless otherwise specified)

PARAMETER	SYMBOL	UNIT	TEST CONDITIONS	SS22HE	SS23HE	SS24HE	SS25HE	SS26HE	SS28HE	SS210HE	SS215HE	SS220HE
Maximum instantaneous forward voltage drop per diode	VF	V	IFM=2.0A	0.55		0.70		0.85		0.95		
Maximum DC reverse current at rated DC blocking voltage per diode @ $V_{RM}=V_{RRM}$	IRRM	mA	$T_a=25^\circ\text{C}$	0.50				0.10				
			$T_a=100^\circ\text{C}$	10				5				

SOD-123HE





■ Thermal Characteristics (Ta=25°C Unless otherwise specified)

PARAMETER	SYMBOL	UNIT	SS22HE	SS23HE	SS24HE	SS25HE	SS26HE	SS28HE	SS210HE	SS215HE	SS220HE
Thermal Resistance	RθJ-A	°C/W	70 ¹⁾								
	RθJ-L		20 ¹⁾								

Note:
(1) Thermal resistance between junction and ambient and between junction and lead mounted on P.C.B with 3mm*3mm copper pad areas.

■ Characteristics (Typical)

FIG1: Io-TL Curve

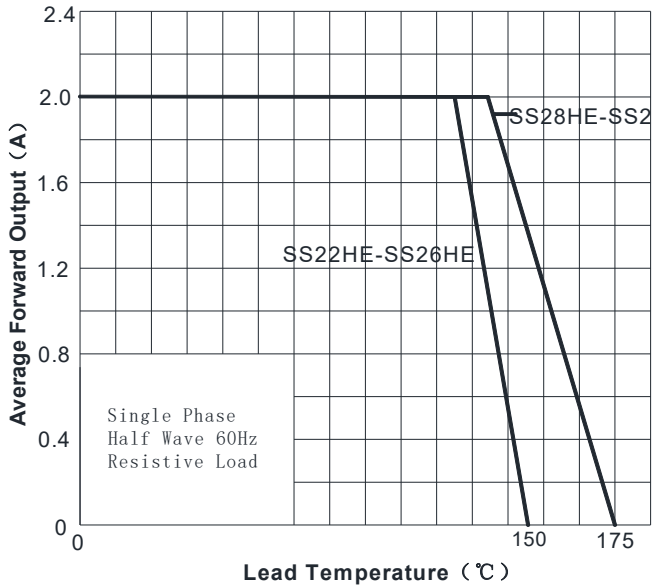


FIG2: Surge Forward Current Capability

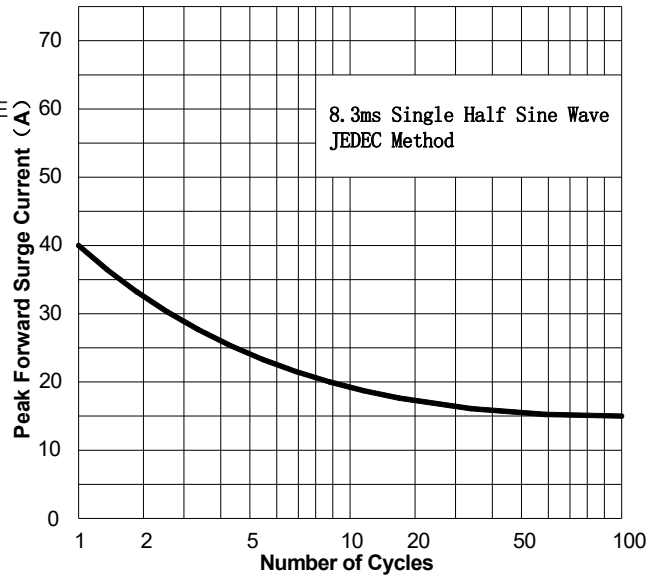


FIG3: Forward Voltage

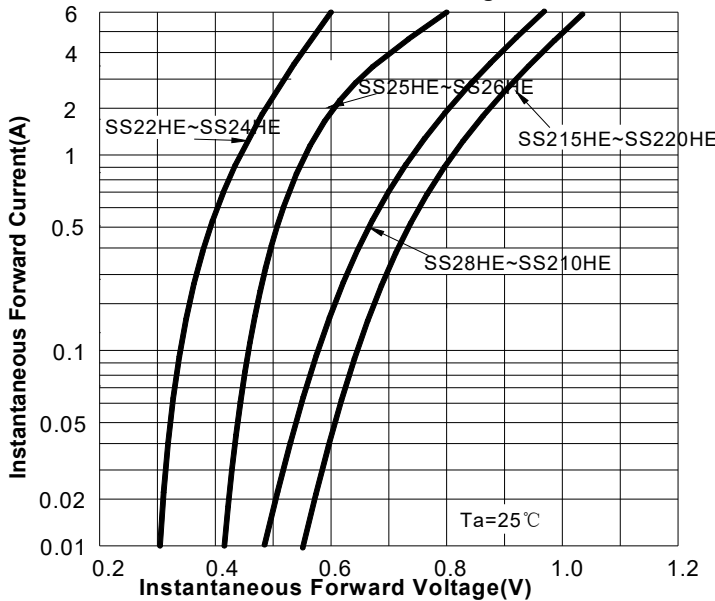
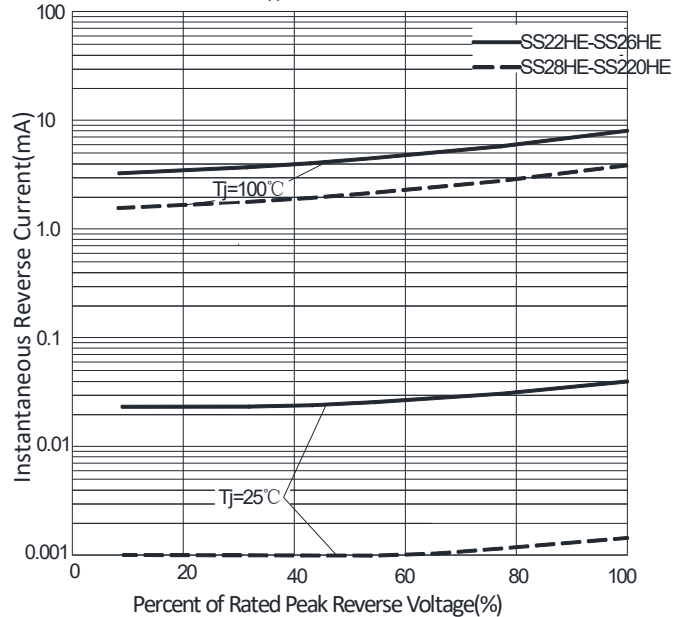


FIG4: Typical Reverse Characteristics



X-ON Electronics

Largest Supplier of Electrical and Electronic Components

Click to view similar products for [Schottky Diodes & Rectifiers](#) category:

Click to view products by [DOWO](#) manufacturer:

Other Similar products are found below :

[MA4E2039](#) [MMBD301M3T5G](#) [RB160M-50TR](#) [D83C](#) [BAS16E6433HTMA1](#) [BAS 3010S-02LRH E6327](#) [BAT 54-02LRH E6327](#)
[NRVBAF360T3G](#) [NSR05F40QNXT5G](#) [NTE555](#) [JANS1N6640](#) [SS3003CH-TL-E](#) [GA01SHT18](#) [CRS10I30A\(TE85L,QM](#) [MBRA140TRPBF](#)
[MBRB30H30CT-1G](#) [BAT 15-04R E6152](#) [JANTX1N5712-1](#) [DMJ3940-000](#) [SB007-03C-TB-E](#) [NRVBB20100CTT4G](#) [NRVBM120LT1G](#)
[NTSB30U100CT-1G](#) [CRG04\(T5L,TEMQ\)](#) [ACDBA1100LR-HF](#) [ACDBA1200-HF](#) [ACDBA240-HF](#) [ACDBA3100-HF](#) [CDBQC0530L-HF](#)
[ACDBA260LR-HF](#) [ACDBA1100-HF](#) [10BQ015-M3/5BT](#) [NRVBM120ET1G](#) [VSSB410S-M3/5BT](#) [1N5819T-G](#) [PDS1040Q-13](#) [B160BQ-13-F](#)
[SDM05U20CSP-7](#) [BAS 70-07 E6433](#) [B140S1F-7](#) [HSM560Je3/TR13](#) [DDB2265-000](#) [ZHCS506QTA](#) [HSM190Je3/TR13](#) [B330AF-13](#)
[ACDBUC0230-HF](#) [SDM1U100S1F-7](#) [MBR10200CTF-G1](#) [CDLL5712](#) [DMF2822-000](#)