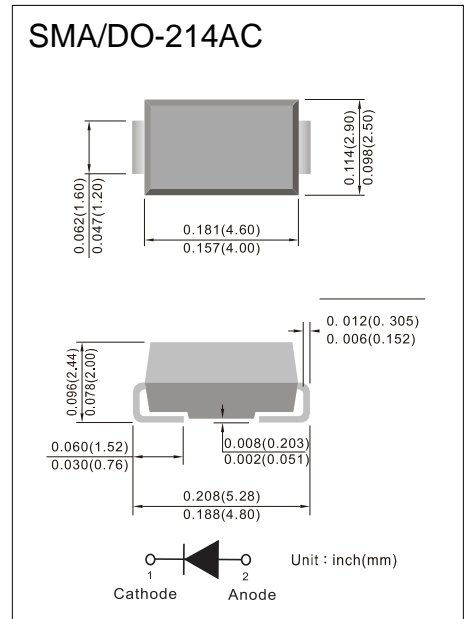


■ Features

- Glass passivated junction chip
- Ideal for automated placement
- Fast switching for high efficiency
- Comply with RoHS standard, halogen-free

■ Mechanical Data

- package:SMA/DO-214AC
- Polarity: Indicated by cathode band
- Epoxy: UL 94V-0 rate flame retardant
- Mounting Position : Any



■ Maximum Ratings And Electrical Characteristics($T_A=25^{\circ}\text{C}$ unless otherwise noted)

PARAMETER	SYMBOL	US1A	US1B	US1D	US1F	US1G	US1J	US1K	US1M	UNIT	
Maximum repetitive peak reverse voltage	V_{RRM}	50	100	200	300	400	600	800	1000	V	
Maximum RMS voltage	V_{RMS}	35	70	140	210	280	420	560	700	V	
Maximum DC blocking voltage	V_{DC}	50	100	200	300	400	600	800	1000	V	
Maximum average forward rectified current	$I_{F(AV)}$	1								A	
Peak forward surge current, 8.3 ms single half sine-wave superimposed on rated load	I_{FSM}	30								A	
Maximum instantaneous forward voltage (Note 1) @ 1 A	V_F	1.0			1.3		1.7			V	
Maximum reverse current @ rated V_R $T_J=25^{\circ}\text{C}$ $T_J=100^{\circ}\text{C}$ $T_J=125^{\circ}\text{C}$	I_R	5 50 150								μA	
Maximum reverse recovery time (Note 2)	t_{rr}	50					75				ns
Typical junction capacitance (Note 3)	C_J	20					15				pF
Typical thermal resistance	$R_{\theta JA}$	70								$^{\circ}\text{C/W}$	
Operating junction temperature range	T_J	- 55 to +150								$^{\circ}\text{C}$	
Storage temperature range	T_{STG}	- 55 to +150								$^{\circ}\text{C}$	

Note 1: Pulse test with $PW=300\mu\text{s}$, 1% duty cycle

Note 2: Reverse Recovery Test Conditions: $I_F=0.5\text{A}$, $I_R=1.0\text{A}$, $I_{RR}=0.25\text{A}$

Note 3: Measured at 1 MHz and Applied $V_R=4.0$ Volts



■ Ratings And Characteristics Curves($T_A=25^{\circ}\text{C}$ unless otherwise noted)

FIG.1- MAXIMUM AVERAGE FORWARD CURRENT DERATING

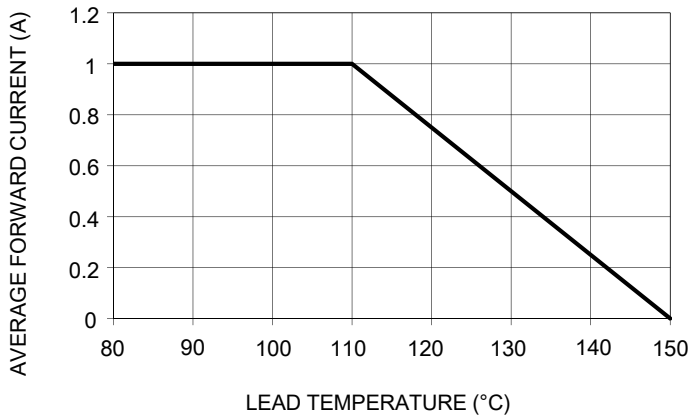


FIG. 2- TYPICAL REVERSE CHARACTERISTICS

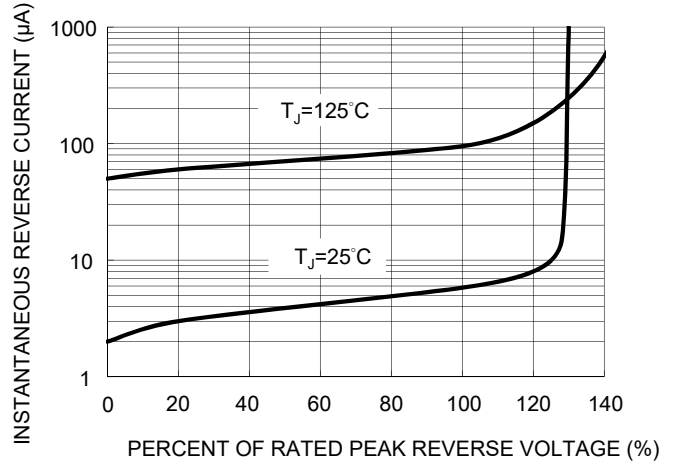


FIG. 3- MAXIMUM NON-REPETITIVE FORWARD SURGE CURRENT

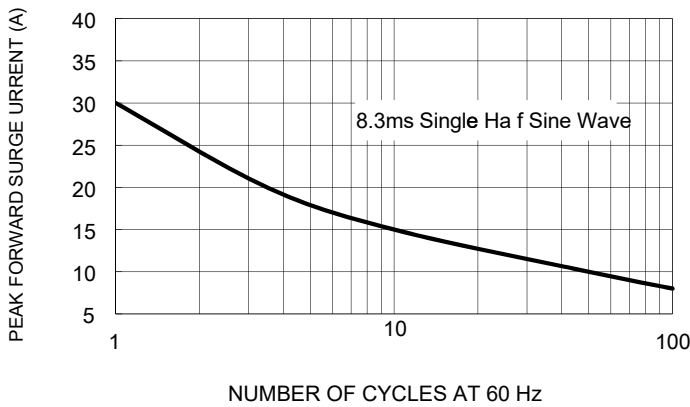


FIG. 4- TYPICAL INSTANTANEOUS FORWARD CHARACTERISTICS

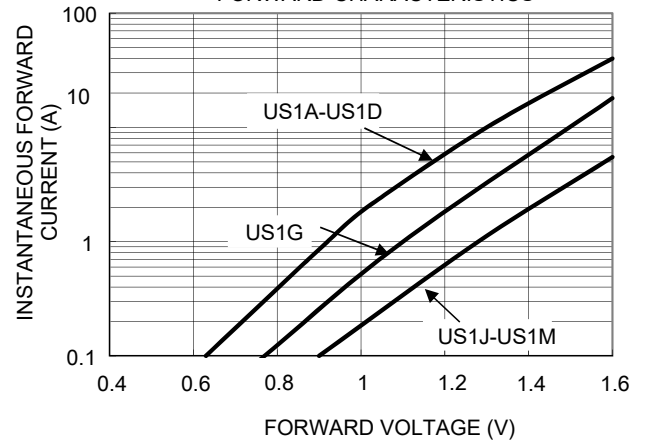


FIG. 5- TYPICAL JUNCTION CAPACITANCE

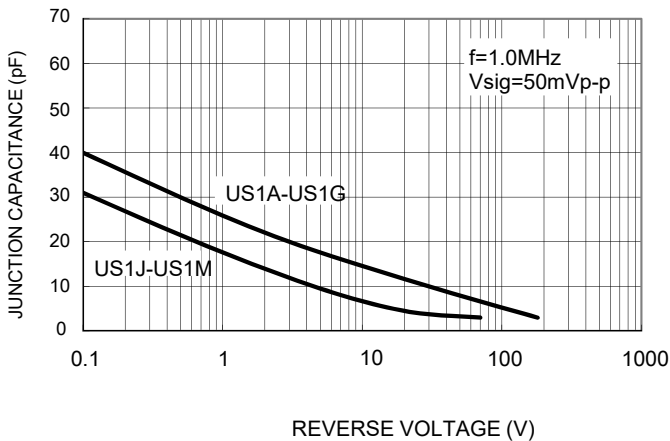
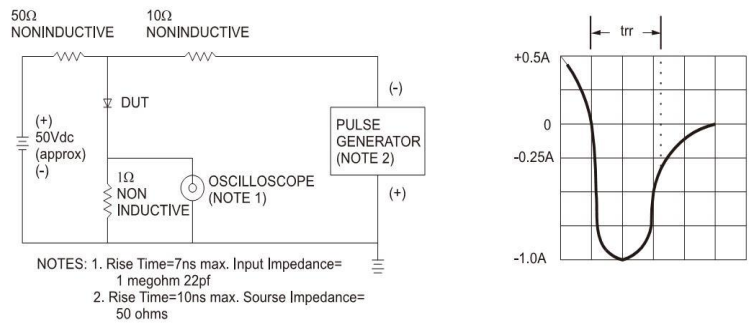


FIG.6- REVERSE RECOVERY TIME CHARACTERISTIC AND TEST CIRCUIT DIAGRAM



X-ON Electronics

Largest Supplier of Electrical and Electronic Components

Click to view similar products for [Rectifiers](#) category:

Click to view products by [DOWO](#) manufacturer:

Other Similar products are found below :

[70HFR40](#) [FR105 R0](#) [RL252-TP](#) [1N5397](#) [1N4005-TR](#) [1N4007-BP](#) [UFS120Je3/TR13](#) [20ETS12S](#) [RRE02VS6SGTR](#) [MS306](#) [A1N5404G-G](#)
[CRF02\(T5L,TEMQ\)](#) [ACGRB207-HF](#) [CLH07\(TE16L,Q\)](#) [CLH03\(TE16L,Q\)](#) [1N5395-TP](#) [UES1302](#) [ACGRC307-HF](#) [ACEFC304-HF](#) [DZ-](#)
[1380](#) [85HFR60](#) [40HFR60](#) [70HF120](#) [85HFR80](#) [SCF7500](#) [SM100](#) [ACGRA4001-HF](#) [SKN70/08](#) [NTE5819](#) [NTE5827](#) [NTE5828](#) [NTE5911](#)
[NTE5915](#) [NTE6104](#) [NTE6163](#) [NTE6164](#) [NTE6165](#) [NTE6364](#) [TSD3G](#) [SET130312](#) [NRVUS110VT3G](#) [UES1106](#) [UES1306](#)
[NRVUS240VT3G](#) [D5FE60-5063](#) [R4000GPS-TP](#) [D4015L56TP](#) [UES1306HR2](#) [FX20K120](#) [D20XB60-7101](#)