




DREMEC®

Befestigungselemente GmbH

[EDITION 13]





CERTIFICATE



This is to certify that



Gewerbestraße 15
32584 Löhne

has implemented and maintains a **Quality Management System**.

Scope:
Production of spacers and sleeves made of metals, plastics and metal / plastic combinations

Through an audit, documented in a report, it was verified that the management system fulfills the requirements of the following standard:

ISO 9001 : 2008

Certificate registration no. 499124 QM08
Date of certification 2012-06-18
Valid until 2015-06-17



DQS GmbH

Michael Drechsel
Managing Director

Accredited Body: DQS GmbH, August-Schanz-Straße 21, 60433 Frankfurt am Main



Quality

ISO 9001:2008

Welcome

[to Dremec Befestigungselemente]

About us

Giving mechanical components optimum strength and stability is DREMEC's main operational objective.

As an established manufacturer of spacer bolts and sleeves from metals, plastics and metal / plastic combinations, our business partners from a wide range of industrial branches rightfully expect more than just economical and punctual production of fastening elements from us. Our know-how is particularly sought after where the solution of tricky fastening problems requires individual solutions and where fasteners have to meet highest quality standards.

Our search for efficient fastening solutions is backed by our experience gained in many lines of industry, these encompassing mining, medical engineering, auto-

motive, mechanical engineering and aircraft construction, through to space applications in satellite technology. The majority of turned parts range from small fastening elements through to components having a length of several decimeters.

Innovative in product development, constructive in customer relations!

Dependability and meeting delivery schedules paired with excellent quality are values that have been highly appreciated by Dremec customers for many years. To us our small customers and their problems are just as important as our large customers when it comes to attention and commitment, irrespective of their order sizes, which can range from several hundred parts to annual requirements of millions of fastening elements.



Information 24/7

1. Portal login

You can obtain your personal access data from our sales staff. Without this authorisation, you can only obtain simple inventory information.



2. Home

Once successfully logged in, you are on your personal start page. From here, you can directly invoke the desired information. Upon request of our customers, a quicklink is integrated at this point to obtain inventory information. The current availability is instantly shown when entering our article number and the desired quantity. You have access to the current inventory as well as to production planning. You can order for a desired delivery date by a mouse click. Orders received by 11 a.m. can be shipped the same day.



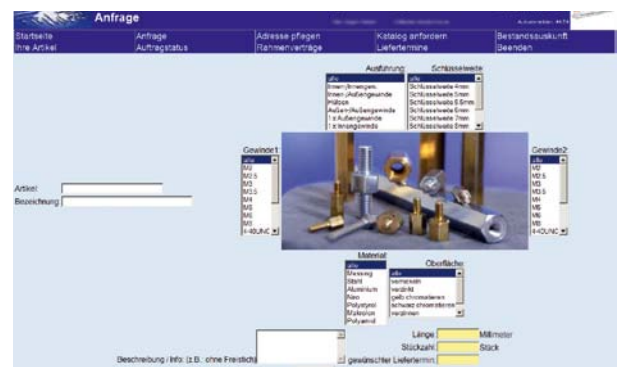
3. Inventory information

Here setting of a few desired properties is sufficient to find several possible articles including their related inventory information.



4. Inquiry

Analog to the inventory information, you can describe a special component here and request a quotation by mouse click.



5. Your articles

You have access to our article/customer master data. All articles with special prices, graduated prices as well as with customer article numbers and customer article designations already entered are listed here. You have to option to filter or search for your designations/numbers. If existing, you have access to drawings and can also directly go to the inventory information/order for the individual article.

If our article number/designation is also entered, you have the possibility to simply enter your data by a mouse click.

Artikel	Bezeichnung	Preis	Status
110001	101-Me-MS-MS10	100,00	Bestand
110002	101-Me-MS-MS11	4,39	Bestand
110003	101-Me-MS-MS12	2,89	Bestand
110004	101-Me-MS-MS13	3,23	Bestand
110005	101-Me-MS-MS14	4,1	Bestand
110006	101-Me-MS-MS15	3,7	Bestand
110007	101-Me-MS-MS16	4,1	Bestand
110008	101-Me-MS-MS17	4,99	Bestand
110009	101-Me-MS-MS18	8,99	Bestand
110010	101-Me-MS-MS19	100,00	Bestand
110011	101-Me-MS-MS20	100,00	Bestand
110012	101-Me-MS-MS21	100,00	Bestand
110013	101-Me-MS-MS22	100,00	Bestand
110014	101-Me-MS-MS23	100,00	Bestand
110015	101-Me-MS-MS24	100,00	Bestand
110016	101-Me-MS-MS25	100,00	Bestand
110017	101-Me-MS-MS26	100,00	Bestand
110018	101-Me-MS-MS27	100,00	Bestand
110019	101-Me-MS-MS28	100,00	Bestand
110020	101-Me-MS-MS29	100,00	Bestand
110021	101-Me-MS-MS30	100,00	Bestand
110022	101-Me-MS-MS31	100,00	Bestand
110023	101-Me-MS-MS32	100,00	Bestand
110024	101-Me-MS-MS33	100,00	Bestand
110025	101-Me-MS-MS34	100,00	Bestand
110026	101-Me-MS-MS35	100,00	Bestand
110027	101-Me-MS-MS36	100,00	Bestand
110028	101-Me-MS-MS37	100,00	Bestand
110029	101-Me-MS-MS38	100,00	Bestand
110030	101-Me-MS-MS39	100,00	Bestand
110031	101-Me-MS-MS40	100,00	Bestand
110032	101-Me-MS-MS41	100,00	Bestand
110033	101-Me-MS-MS42	100,00	Bestand

6. Framework contracts

A well arranged list of all framework contracts including those already fulfilled, can be invoked here.

Rahmenvertrag	Datum	Status
RA0004	20.11.2003	0
RA0010	14.10.2005	0
RA0125	14.10.2005	0

7. Delivery dates

View of all planned shipments. You have access to each planned delivery note position. All positions readily available are displayed with a green background. Please request immediate shipment by mouse click. If available, your article numbers/designations appear here. You are given the possibility to filter your inputs should the list become too long and, as a result, too complex.

Datum	Artikel	Status
11-2009	WAG0696 / 1	6000
43-2008	WAG0573 / 1	37810
43-2008	WAG0573 / 2	700
43-2008	WAG0573 / 3	6000
43-2008	WAG0573 / 4	200
43-2008	WAG0573 / 5	1000
43-2008	WAG0573 / 6	2100
43-2008	WAG0573 / 2	4000
43-2008	WAG0573 / 3	6000
43-2008	WAG0574 / 1	6000

8. Order status

DREMEC order tracing. As is done with most parcel services, you can trace the current status of your order through to its handing over to the parcel service or transportation company.

Auftrag	Datum	Status
AU006346	29.02	1
AU006346	29.02	2
AU006346	29.02	3

Contents

[Overview of Product Range]

Support Post (Metric)



Support Post



Rivets



Snap Latches



Screws




Card Guides



Cable Management



Cable Tie and Accessories



Adhesive Base



Feet Series



Quick-Fit Connector



Special Products



General

In the following chapter you will find spacer bolts with metric threads. The following spacer bolts are presented;
 - plug-in/inner thread, fast mounting bolts for spacer bolts, spacer bolts with outer thread, spacer bolts with inner and outer thread, spacer bolts with inner/ inner thread, spacer bolts –plug-in/ outer thread Spacer bolts and hexagonal spacer bolts with inner thread are introduced.

Further support posts can be found in the chapter "Support Post".

Typical Applications

- Point of purchase display industry
- Audio and video equipment
- Automotive industry
- Appliance (Washing machines, ovens)
- Telecom, Datacom

Material	Material-number	RoHS Compliance	Dremec Material-Specification
Brass (nickel plated)	2.0401	Yes	100
Brass (blank)	2.0401	Yes	101
Steel (zinc plated)	1.0718	Yes	200
Steel (blank)	1.0718	Yes	201
Aluminium	3.1655	Yes	300
Stainless steel	1.4305	Yes	400

Material	Flammability Rating	RoHS Compliance	Dremec Material-Specification
Nylon 6/6	V2	Yes	801
Nylon 6/6	V0	Yes	806
Nylon 6	HB	Yes	820
Nylon 6 Glass Filled	HB	Yes	817
Polyamide 6.6 (natural)	V2	Yes	818
Polyamide 6.6 (white)	V2	Yes	823
Polyamide 6.6 (black)	V2	Yes	824
Polyamide 6.0 GV	HB	Yes	825

For more details on material properties please consult the data section (DMS) of the catalogue.

Colour

Plastic material:

Standard colours include black, white, grey and natural. Other colours upon request.

Metal:


Standard = Brass nickel plated. Optional: blank (bl)

Standard = Steel zinc plated. Optional: blank (bl)


Standard = Aluminium

Standard = Stainless steel


Support Post (Metric)



Page 10




Page 11



Page 12



Page 13



Page 14



Page 15



Page 16



Page 17



Page 18



Page 19



Page 20




Page 21



Page 22




Page 23



Page 24




Page 25



Page 26



Page 27



Page 28



Page 29



Page 30



Page 31



Page 32




Page 33




Page 34




Page 35



Page 36



Page 36



Page 37




Page 38



Page 38



Page 39



Page 39



Page 40

Support Post (Metric)

Spacer Bolts DII

[Brass, metric thread]

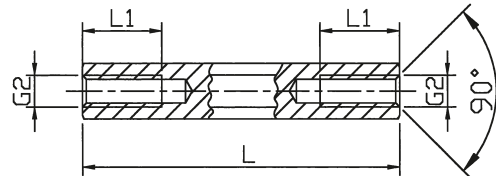
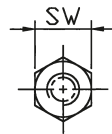
Thread lengths [mm]

L	L1 bei M2	L1 bei M2,5 to M8
5	5	5
6	6	6
8	8	8
10	10	10
12	6	12
15	6	15
18	6	9
from 20	6	10



Spacer bolts

Type hexagonal
Styles internal / internal
Material Brass 2.0401 / DMS 100
Surface nickel plated (G3E)
Standard Pack from 100 pcs



Minimum tensile strength: 430 N/mm²
 Tolerance for length dimensions: +/- 0,1 mm

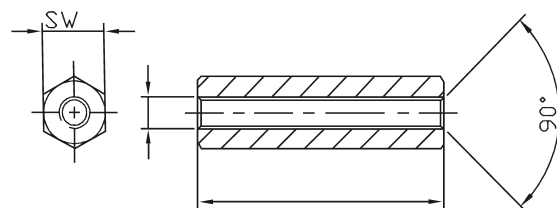
Lengths [mm]

Order No.	SW (hexagonal)	Thread	05	06	08	10	12	15	18	20	25	30	35	40	45	50	55	60	65	70	75	80	85	90	95	100
111 x (length)	SW 4	M2	05	06	08	10	12	15	18	20	25	30	35	40	45	50										
1112 x	SW 4	M2,5	05	06	08	10	12	15	18	20	25	30	35	40	45	50										
112 x	SW 5	M2,5	05	06	08	10	12	15	18	20	25	30	35	40	45	50	55	60								
113 x	SW 5	M3	05	06	08	10	12	15	18	20	25	30	35	40	45	50	55	60								
114 x	SW 5,5	M3	05	06	08	10	12	15	18	20	25	30	35	40	45	50	55	60	65	70						
115 x	SW 6	M3	05		08	10	12	15	18	20	25	30	35	40	45	50	55	60	65	70	75	80	85	90	95	100
116 x	SW 7	M4	05	06	08	10	12	15	18	20	25	30	35	40	45	50	55	60	65	70	75	80	85	90	95	100
118 x	SW 8	M5			08	10	12	15	18	20	25	30	35	40	45	50	55	60	65	70	75	80	85	90	95	100
119 x	SW 10	M6				10	12	15	18	20	25	30	35	40	45	50	55	60	65	70	75	80	85	90	95	100
1113 x	SW 13	M8						15		20	25	30	35	40	45	50	55	60	65	70	75	80	85	90	95	100

SW: width across flats

Ordering example: 111 x 10 = DII / Br / SW 4 / M2 x 10

[Brass, UNC-thread]



Spacer bolts

Type hexagonal
Styles internal / internal
Material Brass 2.0401 / DMS 100
Surface nickel plated (G3E)
Standard Pack from 100 pcs



All UNC-types are also available in steel, various lengths as well as UNC 6-32, 8-32 UNC and UNC 2-56 threads.

The tolerances for length dimensions: +/- 0.1 mm

Standard lengths [mm]

Order No.	SW (hexagonal)	Thread	05	06	08	10	12	15
110 x (length)	SW 5	4-40 UNC	05	06	08	10	12	15


SW: width across flats

Ordering example: 110 x 10 = DII / Br / SW 5 / 4-40 UNC x 10 mm

Support Post (Metric)

Spacer Bolts DII

[Steel, metric thread]

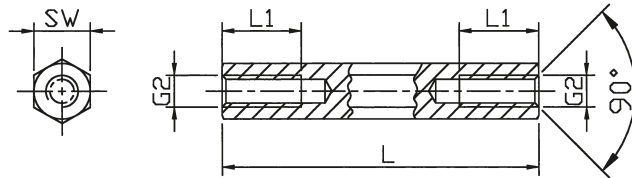


Spacer bolts

Type	hexagonal
Styles	internal / internal
Material	Steel 1.0718 / DMS 200
Surface	zinc plated (A3F) (optional also blank)
Standard Pack	from 100 pcs

Internal thread lengths [mm]

L	L1 at M2	L1 at M2,5 to M5	L1 at M6	L1 at M8
5	5	5	5	
8	8	8	8	
10	10	10	10	
12	6	12	12	
15	6	15	15	15
18	6	9	9	
20	6	10	10	20
from 30	6	10	12	14



Minimum tensile strength: 500 N/mm²
Tolerance for length dimensions: +/- 0,1 mm
(applies to SW 13 : DIN 2768-m)

Lengths [mm]

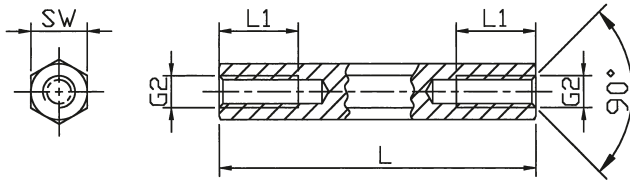
Order No.	SW (hexagonal)	Thread	05	08	10	12	15	18	20	25	30	35	40	45	50	55	60	65	70	75	80	85	90	95	100
121 x (length)	SW 4	M2	05	08	10	12	15	18	20	25	30	35	40												
1212 x	SW 4	M2,5	05	08	10	12	15	18	20	25	30	35	40												
122 x	SW 5	M2,5	05	08	10	12	15	18	20	25	30	35	40	45	50										
123 x	SW 5	M3	05	08	10	12	15	18	20	25	30	35	40	45	50										
124 x	SW 5,5	M3	05	08	10	12	15	18	20	25	30	35	40	45	50	55	60	65	70						
125 x	SW 6	M3	05	08	10	12	15	18	20	25	30	35	40	45	50	55	60	65	70	75	80	85	90	95	100
126 x	SW 7	M4	05	08	10	12	15	18	20	25	30	35	40	45	50	55	60	65	70	75	80	85	90	95	100
127 x	SW 8	M4	05	08	10	12	15	18	20	25	30	35	40	45	50	55	60	65	70	75	80	85	90	95	100
128 x	SW 8	M5		08	10	12	15	18	20	25	30	35	40	45	50	55	60	65	70	75	80	85	90	95	100
129 x	SW 10	M6			10	12	15	18	20	25	30	35	40	45	50	55	60	65	70	75	80	85	90	95	100
1213 x	SW 13	M8					15		20	25	30	35	40	45	50	55	60	65	70	75	80	85	90	95	100

SW: width across flats
Ordering example: 129 x 50 = DII / St / SW 10 / M6 x 50

Support Post (Metric)

Spacer Bolts DII

[Aluminium, metric thread]



Spacer bolts

Type hexagonal
Styles internal / internal
Material Aluminium 3.1655 / DMS 300
Standard Pack from 100 pcs

Internal thread lengths [L1 in mm]

L	M2.5+M3	M4	M5	M6	M8
5	5	5			
8	8	8	8		
10	10	10	10	10	
12	12	12	12	12	
15	7	15	15	15	15
18	7	9	9	9	18
20	7	9	10	10	20
25	7	9	10	12	12
from 30	7	9	10	12	14

Minimum tensile strength: 310 N/mm²
Tolerance for length dimensions: +/- 0,1 mm
(applies to SW 13 : DIN 2768-m)

Lengths [mm]

Order No.	SW (hexagonal)	Thread	05	08	10	12	15	18	20	25	30	35	40	45	50	55	60	65	70	75	80	85	90	95	100
132 x (length)	SW 5	M2,5	05	08	10	12	15	18	20	25	30	35	40	45	50	55	60								
134 x	SW 5,5	M3	05	08	10	12	15	18	20	25	30	35	40	45	50	55	60	65	70						
135 x	SW 6	M3	05	08	10	12	15	18	20	25	30	35	40	45	50	55	60	65	70						
136 x	SW 7	M4	05	08	10	12	15	18	20	25	30	35	40	45	50	55	60	65	70	75	80	85	90	95	100
138 x	SW 8	M5		08	10	12	15	18	20	25	30	35	40	45	50	55	60	65	70	75	80	85	90	95	100
139 x	SW 10	M6			10	12	15	18	20	25	30	35	40	45	50	55	60	65	70	75	80	85	90	95	100
1313 x	SW 13	M8					15	20	25	30	35	40	45	50	60	70	80	90	100						

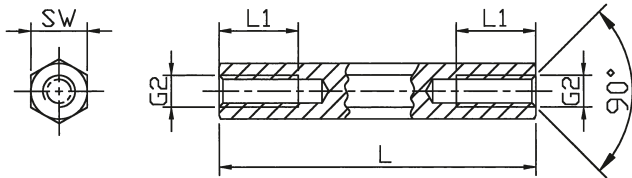
SW: width across flats

Ordering example: 136 x 50 = DII / Alu / SW 7 / M4 x 50

Support Post (Metric)

Spacer Bolts DII

[Stainless steel, metric thread]



- Spacer bolts**
- Type** hexagonal
- Styles** internal / internal
- Material** Stainless steel 1.4305 / DMS 400
- Standard Pack** from 100 pcs

Internal thread lengths [L1 in mm]

L	M2.5+M3	M4	M5	M6	M8
5	5	5			
8	8	8	8		
10	10	10	10	10	
12	12	12	12	12	
15	7	15	15	15	15
18	7	9	9	9	18
20	7	9	10	10	20
25	7	9	10	12	12
from 30	7	9	10	12	14



Minimum tensile strength: 750 N/mm²
Tolerance for length dimensions: +/- 0,1 mm
(applies to SW 13 : DIN 2768-m)

Lengths [mm]

Order No.	SW (hexagonal)	Thread	05	08	10	12	15	18	20	25	30	35	40	45	50	55	60	65	70	75	80	85	90	95	100
142 x (length)	SW 5	M2,5	05	08	10	12	15	18	20	25	30	35	40	45	50	55	60								
144 x	SW 5,5	M3	05	08	10	12	15	18	20	25	30	35	40	45	50	55	60	65	70						
146 x	SW 7	M4	05	08	10	12	15	18	20	25	30	35	40	45	50	55	60	65	70	75	80	85	90	95	100
148 x	SW 8	M5		08	10	12	15	18	20	25	30	35	40	45	50	55	60	65	70	75	80	85	90	95	100
149 x	SW 10	M6			10	12	15	18	20	25	30	35	40	45	50	55	60	65	70	75	80	85	90	95	100
1413 x	SW 13	M8					15	20	25	30	35	40	45	50		60		70		80		90		100	

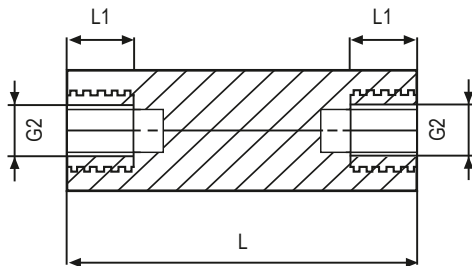
SW: width across flats

Ordering example: 146 x 50 = DII / 1.4305 / SW 7 / M4 x 50

Support Post (Metric)

Spacer Bolts DII

[Polyamide, brass thread]



Contact resistance: 10^{12} Ohm / cm

Dielectric strength: 50 kV / mm

Tolerance for length dimensions: +/- 0,1 mm

Order No.	SW (hexagonal)	Thread	Lengths (L) in mm increments
1182 x (length)	SW 6	M2,5	15-65
1183 x	SW 6	M3	15-65
1186 x	SW 8	M4	15-65
1188 x	SW 10	M5	15-70

SW: width across flats



Spacer bolts

Type	hexagonal
Styles	internal / internal
Material	Body: Polyamide 6.6 / DMS 823 Thread: Brass, nickel plated / DMS 100
Colour	white
Standard Pack	from 100 pcs

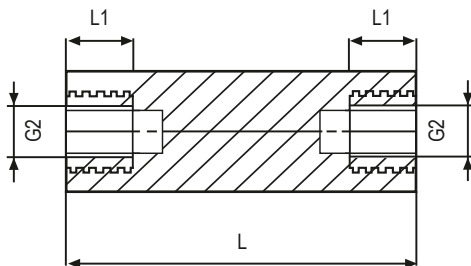


Strength / resistance values

Thread lengths [mm]		Torques [Nm]			Pull-out torques [N]		
G1=G2	L1	SW6	M2,5	1,3	SW6	M2,5	300
M2,5	6	SW6	M3	1,3	SW6	M3	300
M3	6	SW8	M4	3,0	SW8	M4	600
M4	6	SW10	M5	4,5	SW10	M5	800
M5	6						

Note: The pull-out strength and torques may vary depending on application and ambient influences (e.g. temperature, air humidity, etc.). for critical applications please carry out trials. DREMEC GmbH does not assume any liability for the specified strength values.

[Polyamide, brass thread]



Contact resistance: 10^{12} Ohm / cm

Dielectric strength: 50 kV / mm

Tolerance for length dimensions: +/- 0,2 mm

Order No.	SW (hexagonal)	Thread	Lengths (L) in mm increments
118139 x (length)	SW 13	M6	25-100
1181510 x	SW 15	M8	25-100

SW: width across flats



Spacer bolts

Type	hexagonal
Styles	internal / internal
Material	Body: Polyamide 6.6 / DMS 818 Thread: Brass blank / DMS 101
Colour	natural
Standard Pack	from 100 pcs



Strength / resistance values

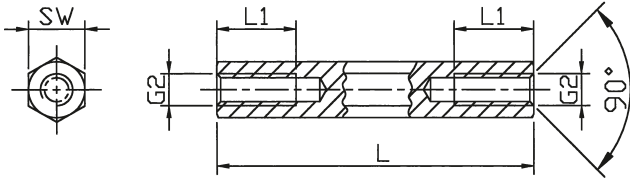
Thread lengths [mm]		Torques [Nm]			Pull-out torques [N]		
G1=G2	L1	SW13	M6	12,0	SW13	M6	1000
M6	11	SW15	M8	18,0	SW15	M8	1600
M8	11						

Note: The pull-out strength and torques may vary depending on application and ambient influences (e.g. temperature, air humidity, etc.). for critical applications please carry out trials. DREMEC GmbH does not assume any liability for the specified strength values.

Support Post (Metric)

Spacer Bolts DII

[Polyamide, metric thread]



Thread lengths [mm]

Thread G2	L (mm)	L1 (mm)
M2/M2.5	to 14	Dead-end thread
	15-20	half length
	from 21	10
M3	to 15	Dead-end thread
	16-20	half length
	from 21	10
M4/M5/M6	to 20	Dead-end thread
	from 21	10



Spacer bolts

Type hexagonal
Styles internal / internal
Material Polyamide 6.0 GV / DMS 825
Colour black
Standard Pack from 100 pcs

Contact resistance DIN 53 482: $>10^{12}$ Ohm/cm

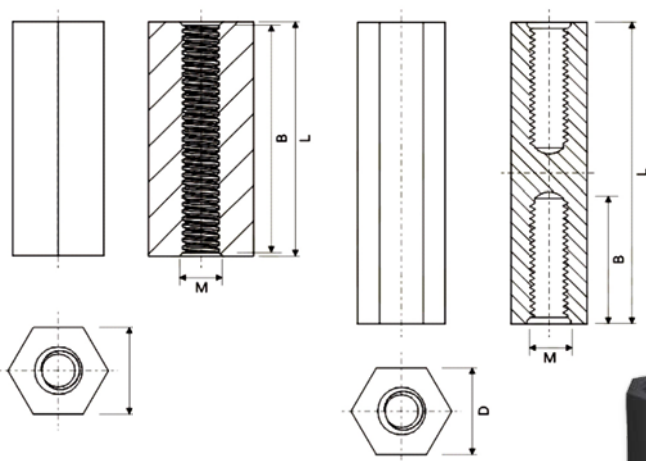
Dielectric strength DIN 54 481: 40 kV/mm

Tolerance for length dimensions: +/- 0,1 mm

Order No.	SW (hexagonal)	Thread	Standard lengths in mm-increments
181 x (length)	SW 5	M2	from 5 mm to 45 mm
182 x	SW 5	M2,5	from 4 mm to 55 mm
185 x	SW 6	M3	from 5 mm to 65 mm
187 x	SW 8	M4	from 5 mm to 68 mm
188 x	SW 10	M5	from 5 mm to 65 mm
189 x	SW 10	M6	from 4 mm to 65 mm

SW: width across flats
 GV: Glass fibre reinforced

[Polyamide, metric thread]



"B" unilateral = 10 mm
 "L" < 20 mm = Perforation
 "L" > 20 mm = Blind hole



Spacer bolts

Type thread / thread
Styles internal / internal
Material Nylon 6 glass filled HB / DMS 817
Colour black / natural
Unit mm
Standard Pack 1.000 pcs

Standard Lengths "L" in 1 mm increments available

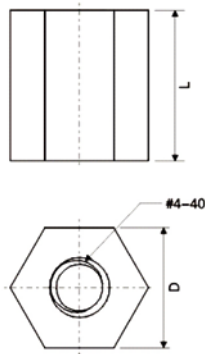
Order No.	Colour	"B"	"D"	"L"	"M"	
8G512M2x5.0	B	N	5.0	5.0	M2	
8G512M2x10.0	B	N	10.0	5.0	M2	
8G512M2x13.0	B	N	13.0	5.0	M2	
8G512M2.5x20.0	B	N	20.0	5.0	M2.5	
8G512M3x10.0	B	N	10.0	6.0	M3	
8G512M3x24.0	B	N	10.0	6.0	24.0	M3
8G512M4x16.0	B	N	16.0	8.0	16.0	M4
8G512M4x20.0	B	N	20.0	8.0	20.0	M4

Ordering example: 8G512M2x5.0B for black
 8G512M2x5.0N for natural

Support Post (Metric)

Spacer Bolts DII

[Polyamide, UNC-thread]



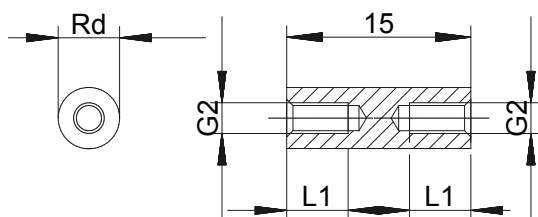
Spacer bolts
Type thread / thread
Styles internal / internal
Material Nylon 6/6 V0 / DMS 806
Colour black / natural
Unit mm
Standard Pack 500 pcs

Standard Lengths "L" in 1 mm increments available

Order No.	Colour	"D"	"L"	"Inch"
8G5134-40x8.0	B N	6.4	8.0	#4-40

Ordering example: 8G5134-40x8.0B for black

[Polyamide, metric thread]



Spacer bolts
Type round
Styles internal / internal
Material Polyamide 6.0 GV / DMS 825
Colour black
Standard Pack from 100 pcs

Thread lengths [mm]

Thread G2	L (mm)	L1 (mm)
M2 / M2.5	to 14	Dead-end thread
	15-20	half length
	from 21	10
M3	to 15	Dead-end thread
	16-20	half length
	from 21	10
M4 / M5 / M6	to 20	Dead-end thread
	from 21	10

Contact resistance DIN 53 482: $>10^{12}$ Ohm / cm

Dielectric strength DIN 54 481: 40 kV / mm

Tolerance for length dimensions: +/- 0,1 mm

Order No.	Diameter (mm)	Thread	Standard lengths in mm-increments
181 rd x (length)	4	M2	from 5 mm to 45 mm
182 rd x	5	M2,5	from 4 mm to 55 mm
185 rd x	6	M3	from 5 mm to 60 mm
187 rd x	8	M4	from 5 mm to 65 mm

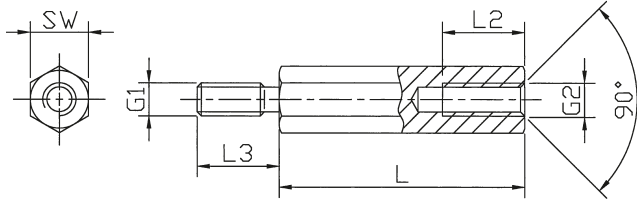
GV: Glass fibre reinforced

Ordering example: 185rd x 30 = DII / rd6 / Polyamide GV / M3 / x 30

Support Post (Metric)

Spacer Bolts DIA

[Brass, metric thread]



Spacer bolts

Type hexagonal
Styles internal / external
with undercut
(optional without undercut)
Material Brass 2.0401 / DMS 100
Surface nickel plated (G3E)
Standard Pack from 100 pcs

Internal thread lengths [mm]

L	L2 at M2	L2 at M2,5 to M5	L2 at M6
5	3	3	
6	4	4	
8	5	5	
10	6	6	6
12	6	7	7
15	6	10	10
18	6	10	10
from 20	6	10	12

External thread lengths [mm]

G1=G2	L3
M2	5
M2,5	6
M3	6+8
M4	8
M5	8
M6	10



(Illustration: Brass blank, optional bl.)

Minimum tensile strength: 430 N/mm²
Tolerance for length dimensions: +/- 0,1 mm

Lengths [mm]

Order No.	SW (hexagonal)	Thread	05	06	08	10	12	15	18	20	25	30	35	40	45	50	55	60	65	70	75	80	85	90	95	100
211 x (length)	SW 4	M2	05	06	08	10	12	15	18	20	25	30	35	40	45	50										
2112 x	SW 4	M2,5	05	06	08	10	12	15	18	20	25	30	35	40	45	50										
212 x	SW 5	M2,5	05	06	08	10	12	15	18	20	25	30	35	40	45	50	55	60								
213 x	SW 5	M3	05	06	08	10	12	15	18	20	25	30	35	40	45	50	55	60								
214 x	SW 5,5	M3	05	06	08	10	12	15	18	20	25	30	35	40	45	50	55	60	65	70						
215 x	SW 6	M3	05	06	08	10	12	15	18	20	25	30	35	40	45	50	55	60	65	70	75	80	85	90	95	100
216 x	SW 7	M4	05	06	08	10	12	15	18	20	25	30	35	40	45	50	55	60	65	70	75	80	85	90	95	100
218 x	SW 8	M5			08	10	12	15	18	20	25	30	35	40	45	50	55	60	65	70	75	80	85	90	95	100
219 x	SW 10	M6				10	12	15	18	20	25	30	35	40	45	50	55	60	65	70	75	80	85	90	95	100
2113 x	SW 13	M8						15	20	25	30	35	40	45	50	55	60	65	70	75	80	85	90	95	100	

SW: width across flats

Ordering example: 211 x 10 = DIA / Br / SW 4 / M2 x 10

Please add the suffix "of" to the article No. to specify the variant without undercut.

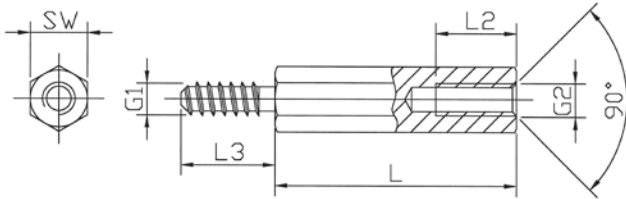
Articles 213 and 214 also come in an ext. thread length of 6 mm. In this case the article number has the suffix "K"

Example: 213 x 10K = DIA / Br / SW 5 / M3 x 10 (6)

Support Post (Metric)

Spacer Bolts DIA

[Brass, self-tapping thread]



Styles DIA / internal / external

Spacer bolts


Type	hexagonal
Styles	internal / external with undercut (optional without undercut)
Material	Brass 2.0401 / DMS 100
Surface	nickel plated (G3E)
Standard Pack	from 100 pcs

External head G1 [mm]

Thread size	l3	d1	d2
ST2,2	5	2,1	1,6
ST2,9	6	2,8	2,1
ST3,3	6	3,2	2,3
ST3,5	7	3,4	2,6
ST4,2	8	4,1	3,0
ST4,8	8	4,7	3,5
ST6,3	10	6,1	4,8

Internal thread G2 [mm]

L (mm)	l2 (mm)
8	5
10	6
12	7
15	10
20	10



Tolerance for length dimensions: +/- 0,1 mm

Standardlengths [mm]

Order No.	SW (mm)	Thread size G1	Thread size G2	Standardlengths [mm]				
				08	10	12	15	20
212ST2,2 x (length)	5	ST2,2	M2,5	08	10	12	15	20
214ST2,9 x	5,5	ST2,9	M3	08	10	12	15	20
214ST3,3 x	5,5	ST3,3	M3	08	10	12	15	20
215ST3,5 x	6	ST3,5	M3	08	10	12	15	20
216ST4,2 x	7	ST4,2	M4	08	10	12	15	20
218ST4,8 x	8	ST4,8	M5	08	10	12	15	20
219ST6,3 x	10	ST6,3	M6		10	12	15	20

SW: width across flats

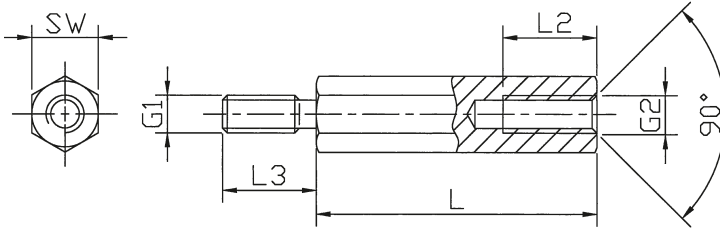
Please add the suffix "of" to the article No. to specify the variant without undercut.

Ordering example: 212ST2,2 x 15oF = DIA / Br / SW 5 / M2,5 - St 2,2 x 15oF

Support Post (Metric)

Spacer Bolts DIA

[Brass, UNC-thread]



Spacer bolts

Type

hexagonal

Styles

internal / external
with undercut
(optional without undercut)

Material

Brass 2.0401 / DMS 100

Surface

nickel plated (G3E)

Standard Pack

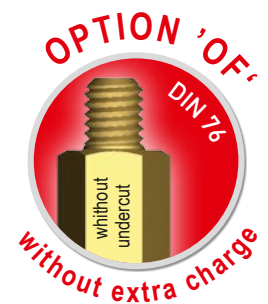
from 100 pcs

Thread lengths [mm]

L	L2	L3
5	3	4, 5, 6, 8, 10, 12
6	4	6, 8

All UNC-types are also available in steel, various lengths as well as UNC 6-32, 8-32 UNC and UNC 2-56 threads.

The tolerances for length dimensions: + / - 0.1 mm



Standard lengths [mm]

Order No.	SW (hexagonal)	Internal thread	External thread	05	06
2100 x (length)	SW5	4-40 UNC	4-40 UNC	05	06
2103 x	SW5	4-40 UNC	M3	05	06
2130 x	SW5	M3	4-40 UNC	05	06

SW: width across flats

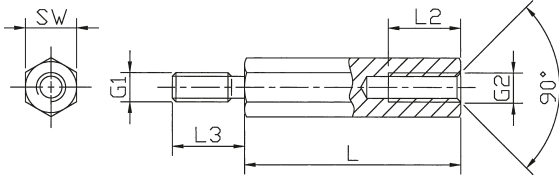
Ordering example: 2100 x 05 / 12 = DIA / Br / SW5 / UNC 4-40 x 05 / 12 (Body length / Outer thread length)

Please add the suffix "of" to the article No. to specify the variant without undercut.

Support Post (Metric)

Spacer Bolts DIA

[Steel, metric thread]



Spacer bolts

Type hexagonal
Styles internal / external
with undercut
(optional without undercut)
Material Steel 1.0718 / DMS 200
Surface zinc plated (A3F)
Standard Pack from 100 pcs

Internal thread lengths [mm]

L	L2 at M2	L2 at M2,5 to M5	L2 at M6	L2 at M8
5	3	3		
8	5	5		
10	6	6	6	
12	6	7	7	
15	6	10	10	10
18	6	10	10	
from 20	6	10	12	14

External head lengths [mm]

G1=G2	L3
M2	5
M2,5	6
M3	6
M4	8
M5	8
M6	10
M8	14



Minimum tensile strength: 500 N/mm²
Tolerance for length dimensions: +/- 0,1 mm
(applies to SW 13 : DIN 2768-m)

Lengths [mm]

Order No.	SW (hexagonal)	Thread	05	08	10	12	15	18	20	25	30	35	40	45	50	55	60	65	70	75	80	85	90	95	100
221 x (length)	SW 4	M2	05	08	10	12	15	18	20	25	30	35	40												
2212 x	SW 4	M2,5	05	08	10	12	15	18	20	25	30	35	40												
222 x	SW 5	M2,5	05	08	10	12	15	18	20	25	30	35	40	45	50										
223 x	SW 5	M3	05	08	10	12	15	18	20	25	30	35	40	45	50										
224 x	SW 5,5	M3	05	08	10	12	15	18	20	25	30	35	40	45	50	55	60	65	70						
225 x	SW 6	M3	05	08	10	12	15	18	20	25	30	35	40	45	50	55	60	65	70	75	80	85	90	95	100
226 x	SW 7	M4	05	08	10	12	15	18	20	25	30	35	40	45	50	55	60	65	70	75	80	85	90	95	100
227 x	SW 8	M4	05	08	10	12	15	18	20	25	30	35	40	45	50	55	60	65	70	75	80	85	90	95	100
228 x	SW 8	M5		08	10	12	15	18	20	25	30	35	40	45	50	55	60	65	70	75	80	85	90	95	100
229 x	SW 10	M6			10	12	15	18	20	25	30	35	40	45	50	55	60	65	70	75	80	85	90	95	100
2213 x	SW 13	M8					15	20	25	30	35	40	45	50	55	60	65	70	75	80	85	90	95	100	

SW: width across flats

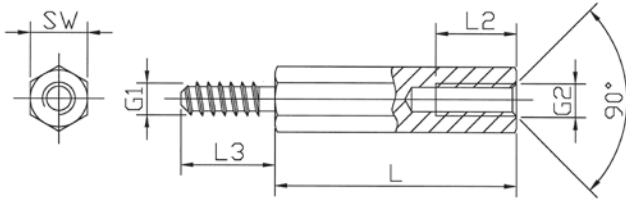
Ordering example: 229 x 50 = DIA / St / SW 10 / M6 x 50

Please add the suffix "of" to the article No. to specify the variant without undercut.

Support Post (Metric)

Spacer Bolts DIA

[Steel, self-tapping thread]



Spacer bolts

Type

hexagonal

Styles

internal / external
with undercut
(optional without undercut)

Material

Steel 1.0718 / DMS 200

Surface

zinc plated (A3F)

Standard Pack


from 100 pcs

External thread G1 [mm]

Thread size	l3	d1	d2
ST2,2	5	2,1	1,6
ST2,9	6	2,8	2,1
ST3,3	6	3,2	2,3
ST3,5	7	3,4	2,6
ST4,2	8	4,1	3,0
ST4,8	8	4,7	3,5
ST6,3	10	6,1	4,8

Internal thread G2 [mm]

L (mm)	l2 (mm)
8	5
10	6
12	7
15	10
20	10



Tolerance for length dimensions: +/- 0,1 mm

Standard lengths [mm]

Order No.	SW (mm)	Thread size G1	Thread size G2	08	10	12	15	20
222ST2,2 x (length)	5	ST2,2	M2,5	08	10	12	15	20
224ST2,9 x	5,5	ST2,9	M3	08	10	12	15	20
224ST3,3 x	5,5	ST3,3	M3	08	10	12	15	20
225ST3,5 x	6	ST3,5	M3	08	10	12	15	20
226ST4,2 x	7	ST4,2	M4	08	10	12	15	20
228ST4,8 x	8	ST4,8	M5	08	10	12	15	20
229ST6,3 x	10	ST6,3	M6		10	12	15	20

SW: width across flats

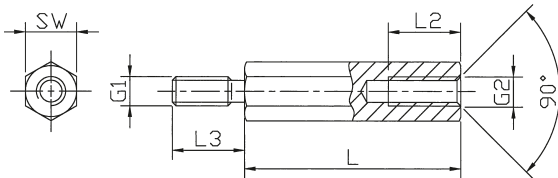
Please add the suffix "of" to the article No. to specify the variant without undercut.

Ordering example: 222ST2,2 x 15oF = DIA / St / SW 5 / M2,5 - St 2,2 x 15oF

Support Post (Metric)

Spacer Bolts DIA

[Aluminium, metric thread]



Spacer bolts

Type hexagonal
Styles internal / external
 with undercut
 (optional without undercut)
Material Aluminium 3.1655 / DMS 300
Standard Pack from 100 pcs

Internal thread lengths [L2 in mm]

L	M2.5+M3	M4	M5	M6	M8
5	2,5				
8	5	5			
10	6	6	6	5	
12	7	8	8	7	
15	7	9	10	10	10
18	7	9	10	12	12
from 20	7	9	10	12	14

External thread lengths [L3 in mm]

G1=G2	L3
M3	6
M4	8
M5	8
M6	10
M8	14

Minimum tensile strength: 310 N/mm²
 Tolerance for length dimensions: +/- 0,1 mm
 (applies to SW 13 : DIN 2768-m)

Lengths [mm]

Order No.	SW (hexagonal)	Thread	05	08	10	12	15	18	20	25	30	35	40	45	50	55	60	65	70	75	80	85	90	95	100
232 x (length)	SW 5	M2,5	05	08	10	12	15	18	20	25	30	35	40	45	50	55	60								
234 x	SW 5,5	M3	05	08	10	12	15	18	20	25	30	35	40	45	50	55	60								
235 x	SW 6	M3	05	08	10	12	15	18	20	25	30	35	40	45	50	55	60	65	70						
236 x	SW 7	M4	05	08	10	12	15	18	20	25	30	35	40	45	50	55	60	65	70	75	80	85	90	95	100
238 x	SW 8	M5		08	10	12	15	18	20	25	30	35	40	45	50	55	60	65	70	75	80	85	90	95	100
239 x	SW 10	M6			10	12	15	18	20	25	30	35	40	45	50	55	60	65	70	75	80	85	90	95	100
2313 x	SW 13	M8					15	20	25	30	35	40	45	50	60	70	80	90							

SW: width across flats

Ordering example: 236 x 50 = DIA / Alu / SW 7 / M4 x 50

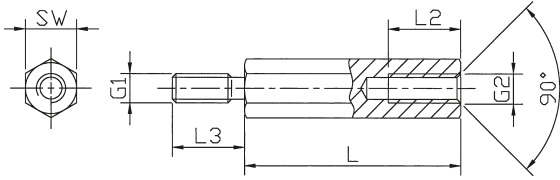
Please add the suffix "of" to the article No. to specify the variant without undercut



Support Post (Metric)

Spacer Bolts DIA

[Stainless steel, metric thread]



Spacer bolts

Type hexagonal
Styles internal / external
with undercut
(optional without undercut)
Material Stainless steel 1.4305 / DMS 400
Standard Pack from 100 pcs

Internal thread lengths [L2 in mm]

L	M2.5+M3	M4	M5	M6	M8
5	2,5				
8	5	5			
10	6	6	6	5	
12	7	8	8	7	
15	7	9	10	10	10
18	7	9	10	12	12
from 20	7	9	10	12	14

External thread lengths [L3 in mm]

G1=G2	L3
M3	6
M4	8
M5	8
M6	10
M8	14

Minimum tensile strength: 750 N/mm²
Tolerance for length dimensions: +/- 0,1 mm
(applys to SW 13 : DIN 2768-m)

Lengths [mm]

Order No.	SW (hexagonal)	Thread	05	08	10	12	15	18	20	25	30	35	40	45	50	55	60	65	70	75	80	85	90	95	100
242 x (length)	SW 5	M2,5	05	08	10	12	15	18	20	25	30	35	40	45	50	55	60								
244 x	SW 5,5	M3	05	08	10	12	15	18	20	25	30	35	40	45	50	55	60	65	70						
246 x	SW 7	M4		08	10	12	15	18	20	25	30	35	40	45	50	55	60	65	70	75	80	85	90	95	100
248 x	SW 8	M5			10	12	15	18	20	25	30	35	40	45	50	55	60	65	70	75	80	85	90	95	100
249 x	SW 10	M6			10	12	15	18	20	25	30	35	40	45	50	55	60	65	70	75	80	85	90	95	100
2413 x	SW 13	M8					15	20	25	30	35	40	45	50	60						80		90		100

SW: width across flats

Ordering example: 246 x 50 = DIA / 1.4305 / SW 7 / M4 x 50

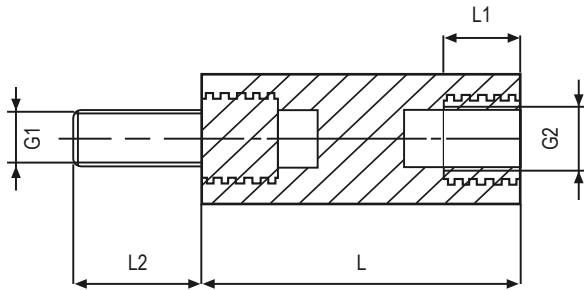
Please add the suffix "of" to the article No. to specify the variant without undercut



Support Post (Metric)

Spacer Bolts DIA

[Polyamide, brass thread]



Spacer bolts

Type hexagonal
Styles internal / external
 without undercut DIN 76
Material Body: Polyamide 6.6 / DMS 823
 Thread: Brass, nickel plated / DMS 100
Colour white
Standard Pack from 100 pcs

Strength / resistance values

Thread lengths [mm]

G1=G2	L1 (mm)	L2 (mm)
M2,5	6	6
M3	6	8
M4	6	8
M5	6	10

Torques [Nm]

SW6	M2,5	1,3
SW6	M3	1,3
SW8	M4	3,0
SW10	M5	4,5

Pull-out torques [N]

SW6	M2,5	300
SW6	M3	300
SW8	M4	600
SW10	M5	800

Contact resistance: 10^{12} Ohm/cm

Dielectric strength: 50 kV/mm

Tolerance for length dimensions: +/- 0,1 mm

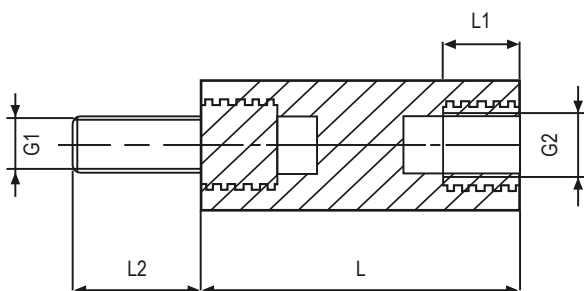
Order No.	SW (hexagonal)	Thread	Lengths (L) in mm increments
2182 x (length)	SW 6	M2,5	15-65
2183 x	SW 6	M3	15-65
2186 x	SW 8	M4	15-65
2188 x	SW 10	M5	15-70

SW: width across flats

Ordering example: 2188 x 45 = DIA / Br-Polyamide / SW10 / M5 x 45

Note: The pull-out strength and torques may vary depending on application and ambient influences (e.g. temperature, air humidity, etc.). for critical applications please carry out trials. DREMEC GmbH does not assume any liability for the specified strength values.

[Polyamide, brass thread]



Spacer bolts

Type hexagonal
Styles internal / external
 without undercut DIN 76
Material Body: Polyamide 6.6 / DMS 818
 Thread: Brass blank / DMS 101
Colour natural
Standard Pack from 100 pcs

Strength / resistance values

Thread lengths [mm]

G1=G2	L1 (mm)	L2 (mm)
M6	11	12
M8	11	14

Torques [Nm]

SW13	M6	12,0
SW15	M8	18,0

Pull-out torques [N]

SW13	M6	1000
SW15	M8	1600

Contact resistance: 10^{12} Ohm/cm

Dielectric strength: 50 kV/mm

Tolerance for length dimensions: +/- 0,2 mm

Order No.	SW (hexagonal)	Thread	Lengths (L) in mm increments
218139 x (length)	SW 13	M6	25-100
2181510 x	SW 15	M8	25-100

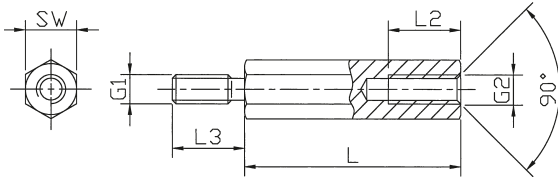
SW: width across flats

Note: The pull-out strength and torques may vary depending on application and ambient influences (e.g. temperature, air humidity, etc.). for critical applications please carry out trials. DREMEC GmbH does not assume any liability for the specified strength values.

Support Post (Metric)

Spacer Bolts DIA

[Polyamide, metric thread]



Spacer bolts

Type	hexagonal
Styles	internal / external
Material	Polyamide 6.6 / DMS 824
Colour	black
Standard Pack	from 100 pcs

Internal thread lengths [mm] External thread lengths [mm]

L (mm)	L2 (mm)	G1=G2	L3 (mm)
5	3,0	M2,5	8
from 6	4,0	M3	8
from 8	6,0	M4	8
from 10	8,0	M5	8
from 12	10,0	M6	10



Contact resistance DIN 53 482: >10¹² Ohm/cm

Dielectric strength DIN 54 481: 40 kV/mm

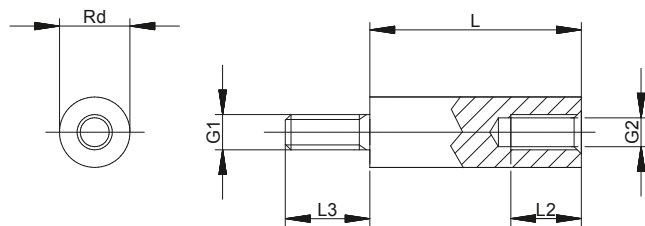
Tolerance for length dimensions: +/- 0,1 mm

Order No.	SW (hexagonal)	Thread	Standard lengths in mm-increments
282 x (length)	SW 5	M2,5	from 5 mm to 45 mm
285 x	SW 6	M3	from 5 mm to 60 mm
287 x	SW 8	M4	from 5 mm to 60 mm
288 x	SW 10	M5	from 8 mm to 65 mm
289 x	SW 10	M6	from 8 mm to 60 mm

SW: width across flats

Ordering example: 282 x 15 = DIA / Polyamide / SW 5 / M2,5 x 15

[Polyamide, metric thread]



Spacer bolts

Type	round
Styles	internal / external
Material	Polyamide 6.6 / DMS 824
Colour	black
Standard Pack	from 100 pcs

Internal thread lengths [mm] External thread lengths [mm]

L (mm)	L2 (mm)	G1=G2	L3 (mm)
5	3,0	M2,5	8
from 6	4,0	M3	8
from 8	6,0	M4	8
from 10	8,0	M5	8
from 12	10,0	M6	10



Contact resistance DIN 53 482: >10¹² Ohm/cm

Dielectric strength DIN 54 481: 40 kV/mm

Tolerance for length dimensions: +/- 0,1 mm

Order No.	Diameter (mm)	Thread	Standard lengths in mm-increments
285 rd x (length)	6	M3	from 5 mm to 60 mm
287 rd x	8	M4	from 5 mm to 60 mm

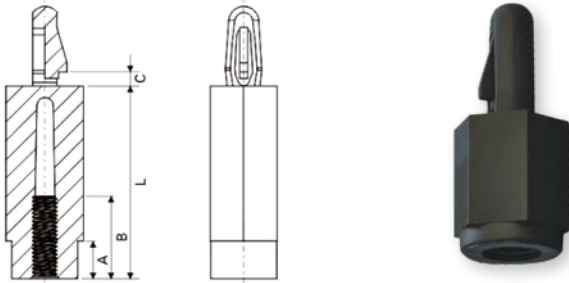
SW: width across flats

Ordering example: 285 rd x 30 = DIA / rd6 / Polyamide / M3 / x 30

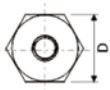
Support Post (Metric)

Spacer Bolts DIA

[Polyamide, metric thread]

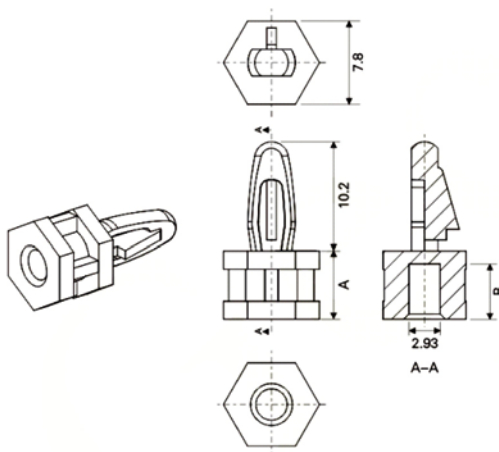


Spacer bolts
Type thread / snap-lock
Styles internal / external
Material Nylon 6 HB / DMS 820
Colour black
Unit mm
Panel Thickness see table for "C"
Standard Pack 1.000 pcs



Order No.	"A"	"B"	"C"	"D"	"L"	"M"
8G501M3x15/1.7	2.2	7.6	1.7	6.0	15.0	M3
8G501M3x23/1.7	4.5	10.0	1.7	8.0	23.0	M3
8G501M3x20/1.8	2.2	10.0	1.8	6.0	20.0	M3
8G501M3x8/2.0	1.5	6.0	2.0	6.0	8.0	M3
8G501M4x10/1.7	1.4	5.0	1.7	8.0	10.0	M4
8G501M4x15/1.7	1.4	8.0	1.7	8.0	15.0	M4
8G501M4x70/1.7	12.6	12.6	1.7	8.0	70.0	M4
8G501M4x30/1.7	5.0	10.0	1.7	8.0	30.0	M4
8G501M4x30/1.8	5.0	10.0	1.8	8.0	30.0	M4
8G501M4x30/2.2	5.0	10.0	2.2	8.0	30.0	M4
8G501M4x35/2.2	5.0	10.0	2.2	8.0	35.0	M4

[Polyamide, for self-tapping screws]



Spacer bolts
Type for self-tapping screws / snap-lock
Styles internal / external
Material Nylon 6/6 V2 / DMS 801
 Nylon 6/6 V0 / DMS 806
Colour natural
Unit mm
Panel Thickness 1.57 mm
Standard Pack 1.000 pcs

Order No.	"A" ± 0.4	"B"
8G5021.57x6.4	6.4	5.2
8G5021.57x9.5	9.5	7.9
8G5021.57x12.7	12.7	7.9
8G5021.57x15.9	15.9	7.9
8G5021.57x19.1	19.1	7.9
8G5021.57x22.2	22.2	7.9
8G5021.57x25.4	25.4	7.9
8G5021.57x28.6	28.6	7.9
8G5021.57x31.7	31.7	7.9
8G5021.57x35.7	35.7	7.9

Ordering example: 8G5021.57x6.4 for V2
 8G5021.57x6.4V0 for V0

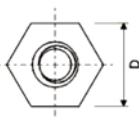
Top Hole $\varnothing 4.0 \pm 0.08$ mm
 Panel Thickness 1.57 mm

Please add the suffix "VO" to the article No. to specify the variant in VO

Support Post (Metric)

Spacer Bolts DIA

[Polyamide, metric thread]



Spacer bolts

Type	thread / thread
Styles	internal / external
Material	Nylon 6 HB / DMS 820
Colour	black / natural
Unit	mm
Standard Pack	1.000 pcs

Standard lengths "L" in 1 mm increments available

Standard lengths "L" in 1 mm increments available

Order No.	Colour	"B"	"C"	"D"	"L"	"M"
8G509M3x6.0	B N	4.0	8.0	6.0	6.0	M3
8G509M3x8.0	B N	6.0	8.0	6.0	8.0	M3
8G509M3x8/6.3	N	6.0	6.3	6.0	8.0	M3
8G509M3x10.0	B N	8.0	8.0	6.0	10.0	M3
8G509M3x20.0	B N	10.0	8.0	6.0	20.0	M3
8G509M3x22.0	B N	10.0	8.0	6.0	22.0	M3
8G509M3x30.0	B N	10.0	8.0	6.0	30.0	M3

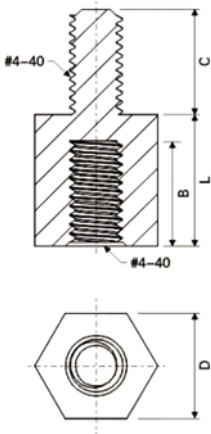
Order No.	Colour	"B"	"C"	"D"	"L"	"M"
8G509M4x7.0	B N	5.5	8.0	8.0	7.0	M4
8G509M4x8.0	B N	6.0	8.0	8.0	8.0	M4
8G509M4x10.0	B N	6.0	8.0	8.0	10.0	M4
8G509M4x15.0	B N	8.0	8.0	8.0	15.0	M4
8G509M4x40.0	B N	10.0	8.0	8.0	40.0	M4
8G509M4x42.0	B N	10.0	8.0	8.0	42.0	M4
8G509M4x45.0	B	8.0	6.0	7.0	45.0	M4
8G509M5x10.0	B N	8.0	8.0	10.0	10.0	M5
8G509M5x16.0	B N	10.0	8.0	10.0	16.0	M5
8G509M5x30.0	B N	10.0	8.0	10.0	30.0	M5
8G509M5x40.0	B N	10.0	10.5	10.0	40.0	M5

Ordering example: 8G509M3x6.0B for black
8G509M3x6.0N for natural

Support Post (Metric)

Spacer Bolts DIA

[Polyamide, UNC-thread]



Spacer bolts

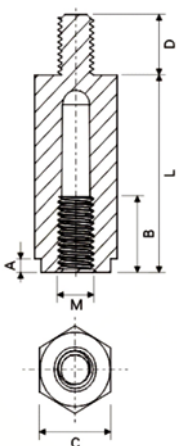
Type	thread / thread
Styles	internal / external
Material	Nylon 6 HB / DMS 820
Colour	black / natural
Unit	mm
Standard Pack	500 pcs

Standard lengths "L" in 1 mm increments available

Order No.	Colour	"B"	"C"	"D"	"L"	"Inch"
8G5104-40x6.0	B N	4.8	4.8	6.4	6.0	#4-40
8G5104-40x8.0	B N	4.8	4.8	6.4	8.0	#4-40

Ordering example: 8G5104-40x6.0B for black
8G5104-40x6.0N for natural

[Polyamid, metric thread]



Spacer bolts

Type	thread / thread
Styles	internal / external
Material	Nylon 6 HB / DMS 820
Colour	black / natural
Unit	mm
Standard Pack	1.000 pcs

Standard lengths "L" in 1 mm increments available

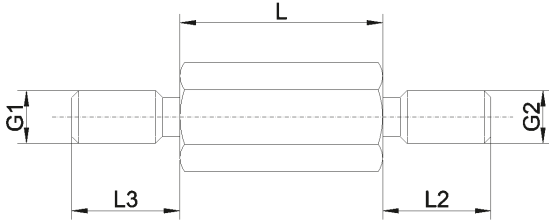
Order No.	Colour	"A"	"B"	"C"	"D"	"L"	"M"
8G511M4x30.0	B N	1.8	10.0	8.0	8.0	30.0	M4
8G511M5x50.0	B N	1.8	10.0	10.0	8.0	50.0	M5

Ordering example: 8G511M4x30.0B for black
8G511M4x30.0N for natural

Support Post (Metric)

Spacer Bolts DAA

[Brass, metric thread]



External thread lengths [mm]

G1=G2	L2=L3
M2	5
M2,5	6
M3	6+8
M4	8
M5	8
M6	10



(Illustration: Brass blank, optional bl.)

Minimum tensile strength: 430 N/mm²
Tolerance for length dimensions: +/- 0,1 mm

Lengths [mm]

Order No.	SW (hexagonal)	Thread	05	06	08	10	12	15	18	20	25	30	35	40	45	50	55	60	65	70	75	80	85	90	95	100
411 x (length)	SW 4	M2	05	06	08	10	12	15	18	20	25	30	35	40	45	50										
4112 x	SW 4	M2,5	05	06	08	10	12	15	18	20	25	30	35	40	45	50										
412 x	SW 5	M2,5	05	06	08	10	12	15	18	20	25	30	35	40	45	50	55	60								
413 x	SW 5	M3	05	06	08	10	12	15	18	20	25	30	35	40	45	50	55	60								
414 x	SW 5,5	M3	05	06	08	10	12	15	18	20	25	30	35	40	45	50	55	60	65	70						
415 x	SW 6	M3	05	06	08	10	12	15	18	20	25	30	35	40	45	50	55	60	65	70						
416 x	SW 7	M4	05	06	08	10	12	15	18	20	25	30	35	40	45	50	55	60	65	70	75	80	85	90	95	100
418 x	SW 8	M5			08	10	12	15	18	20	25	30	35	40	45	50	55	60	65	70	75	80	85	90	95	100
419 x	SW 10	M6				10	12	15	18	20	25	30	35	40	45	50	55	60	65	70	75	80	85	90	95	100
4113 x	SW 13	M8						15		20	25	30	35	40	45	50	55	60	65	70	75	80	85	90	95	100

SW: width across flats


Ordering example: 411 x 10 = DAA / Br / SW 4 / M2 x 10

Articles 413 and 414 also come in an ext. thread length of 6 mm. In this case the article number has the suffix "K"

Example: 413 x 10K = DAA / Br / SW 5 / M3 x 10 (6)

Please add the suffix "of" to the article No. to specify the variant without undercut

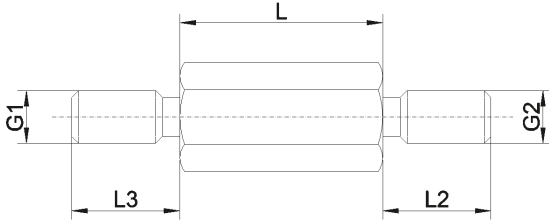
- Spacer bolts
- Type hexagonal
- Styles external / external with undercut (optional without undercut)
- Material Brass 2.0401 / DMS 100
- Surface nickel plated (G3E)
- Standard Pack from 100 pcs



Support Post (Metric)

Spacer Bolts DAA

[Steel, metric thread]



Spacer bolts

Type	hexagonal
Styles	external / external with undercut (optional without undercut)
Material	Steel 1.0718 / DMS 200
Surface	zinc plated (A3F)
Standard Pack	from 100 pcs

External thread lengths [mm]

G1=G2	L2=L3
M2	5
M2,5	6
M3	6
M4	8
M5	8
M6	10
M8	14



Minimum tensile strength: 500 N/mm²
 Tolerance for length dimensions: +/- 0,1 mm
 (applies to SW 13 : DIN 2768-m)

Lengths [mm]

Order No.	SW (hexagonal)	Thread	05	08	10	12	15	18	20	25	30	35	40	45	50	55	60	65	70	75	80	85	90	95	100
421 x (length)	SW 4	M2	05	08	10	12	15	18	20	25	30	35	40												
4212 x	SW 4	M2,5	05	08	10	12	15	18	20	25	30	35	40												
422 x	SW 5	M2,5	05	08	10	12	15	18	20	25	30	35	40	45	50										
423 x	SW 5	M3	05	08	10	12	15	18	20	25	30	35	40	45	50										
424 x	SW 5,5	M3	05	08	10	12	15	18	20	25	30	35	40	45	50	55	60	65	70						
425 x	SW 6	M3	05	08	10	12	15	18	20	25	30	35	40	45	50	55	60	65	70	75	80	85	90	95	100
426 x	SW 7	M4	05	08	10	12	15	18	20	25	30	35	40	45	50	55	60	65	70	75	80	85	90	95	100
427 x	SW 8	M4	05	08	10	12	15	18	20	25	30	35	40	45	50	55	60	65	70	75	80	85	90	95	100
428 x	SW 8	M5		08	10	12	15	18	20	25	30	35	40	45	50	55	60	65	70	75	80	85	90	95	100
429 x	SW 10	M6			10	12	15	18	20	25	30	35	40	45	50	55	60	65	70	75	80	85	90	95	100
4213 x	SW 13	M8					15		20	25	30	35	40	45	50	55	60	65	70	75	80	85	90	95	100

SW: width across flats

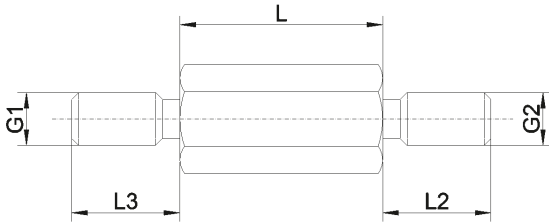
Ordering example: 429 x 50 = DAA / St / SW 10 / M6 x 50

Please add the suffix "of" to the article No. to specify the variant without undercut

Support Post (Metric)

Spacer Bolts DAA

[Aluminium, metric thread]



External thread lengths [L3 in mm]

G1=G2	L2=L3
M3	6
M4	8
M5	8
M6	10
M8	14



Spacer bolts
Type hexagonal
Styles external / external with undercut (optional without undercut)
Material Aluminium 3.1655 / DMS 300
Standard Pack from 100 pcs



Minimum tensile strength: 310 N/mm²
 Tolerance for length dimensions: +/- 0,1 mm
 (applies to SW 13 : DIN 2768-m)

Lengths [mm]

Order No.	SW (hexagonal)	Thread	05	08	10	12	15	18	20	25	30	35	40	45	50	55	60	65	70	75	80	85	90	95	100
432 x (length)	SW 5	M2,5	05	08	10	12	15	18	20	25	30	35	40	45	50										
434 x	SW 5,5	M3	05	08	10	12	15	18	20	25	30	35	40	45	50	55	60	65	70						
435 x	SW 6	M3	05	08	10	12	15	18	20	25	30	35	40	45	50	55	60	65	70						
436 x	SW 7	M4	05	08	10	12	15	18	20	25	30	35	40	45	50	55	60	65	70	75	80	85	90	95	100
438 x	SW 8	M5		08	10	12	15	18	20	25	30	35	40	45	50	55	60	65	70	75	80	85	90	95	100
439 x	SW 10	M6			10	12	15	18	20	25	30	35	40	45	50	55	60	65	70	75	80	85	90	95	100
4313 x	SW 13	M8					15	20	25	30	35	40	45	50		60		70		80		90		100	

SW: width across flats

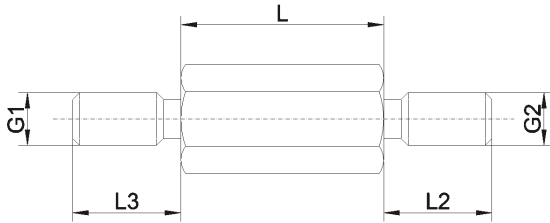
Ordering example: 436 x 50 = DAA / Alu / SW 7 / M4 x 50

Please add the suffix "of" to the article No. to specify the variant without undercut

Support Post (Metric)

Spacer Bolts DAA

[Stainless steel, metric thread]



External thread lengths [L3 in mm]

G1=G2	L2=L3
M2.5-M3	6
M4	8
M5	8
M6	10
M8	14



Minimum tensile strength: 750 N/mm²
 Tolerance for length dimensions: +/- 0,1 mm
 (applies for SW 13 : DIN 2768-m)

Lengths [mm]

Order No.	SW (hexagonal)	Thread	05	08	10	12	15	18	20	25	30	35	40	45	50	55	60	65	70	75	80	85	90	95	100
442 x (length)	SW 5	M2,5	05	08	10	12	15	18	20	25	30	35	40	45	50										
444 x	SW 5,5	M3	05	08	10	12	15	18	20	25	30	35	40	45	50	55	60	65	70						
446 x	SW 7	M4		08	10	12	15	18	20	25	30	35	40	45	50	55	60	65	70	75	80	85	90	95	100
448 x	SW 8	M5			10	12	15	18	20	25	30	35	40	45	50	55	60	65	70	75	80	85	90	95	100
449 x	SW 10	M6			10	12	15	18	20	25	30	35	40	45	50	55	60	65	70	75	80	85	90	95	100
4413 x	SW 13	M8					15	20	25	30	35	40	45	50		60			70		80		90		100

SW: width across flats

Ordering example: 446 x 50 = DAA / 1.4305 / SW 7 / M4 x 50

Please add the suffix "of" to the article No. to specify the variant without undercut

- Spacer bolts**
- Type** hexagonal
- Styles** external / external with undercut (optional without undercut)
- Material** Stainless steel 1.4305 / DMS 400
- Standard Pack** from 100 pcs



Support Post (Metric)

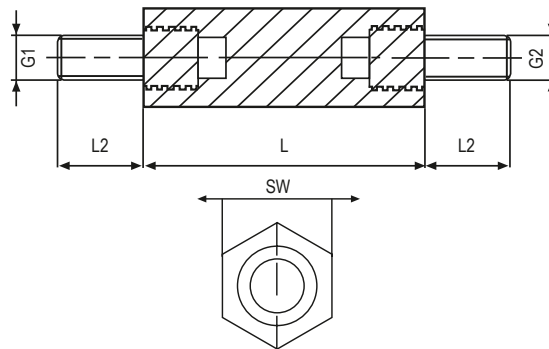
Spacer Bolts DAA

[Polyamide, brass thread]



Spacer bolts

Type	hexagonal
Styles	external / external without undercut DIN 76
Material	Body: Polyamide 6.6 / DMS 823 Thread: Brass, nickel plated / DMS 100
Colour	white
Standard Pack	from 100 pcs



Contact resistance: 10^{12} Ohm/cm

Dielectric strength: 50 kV/mm

Tolerance for length dimensions: +/- 0,1 mm

Order No.	SW (hexagonal)	Thread	Lengths (L) in mm increments
4182 x (length)	SW 6	M2,5	15-65
4183 x	SW 6	M3	15-65
4186 x	SW 8	M4	15-65
4188 x	SW 10	M5	15-70

Note: The pull-out strength and torques may vary depending on application and ambient influences (e.g. temperature, air humidity, etc.). for critical applications please carry out trials. DREMEC GmbH does not assume any liability for the specified strength values.

SW: width across flats

Strength / resistance values

Thread lengths [mm]

G1=G2	L2 (mm)
M2,5	6
M3	6
M4	8
M5	10

Torques [Nm]

SW	Thread	Length
SW 6	M2,5	1,3
SW 6	M3	1,3
SW 8	M4	3,0
SW 10	M5	4,5

Pull-out torques [N]

SW	Thread	Length
SW 6	M2,5	300
SW 6	M3	300
SW 8	M4	600
SW 10	M5	800

Support Post (Metric)

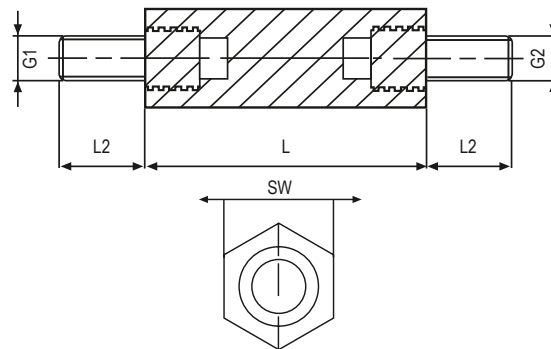
Spacer Bolts DAA

[Polyamide, brass thread]



Spacer bolts

Type	hexagonal
Styles	external / external without undercut DIN 76
Material	Body: Polyamide 6.6 / DMS 818 Thread: Brass blank / DMS 101
Colour	natural
Standard Pack	from 100 pcs



Contact resistance: 10^{12} Ohm/cm
Dielectric strength: 50 kV/mm
Tolerance for length dimensions: +/- 0,2 mm

Order No.	SW (hexagonal)	Thread	Lengths (L) in mm increments
418139 x (length)	SW 13	M6	25-100
4181510 x	SW 15	M8	25-100

Note: The pull-out strength and torques may vary depending on application and ambient influences (e.g. temperature, air humidity, etc.). for critical applications please carry out trials. DREMEC GmbH does not assume any liability for the specified strength values.

SW: width across flats

Strength / resistance values

Thread lengths [mm]

G1=G2	L2 (mm)
M6	12
M8	14

Torques [Nm]

SW 13	M6	12,0
SW 15	M8	18,0

Pull-out torques [N]

SW 13	M6	1000
SW 15	M8	1600

Support Post (Metric)

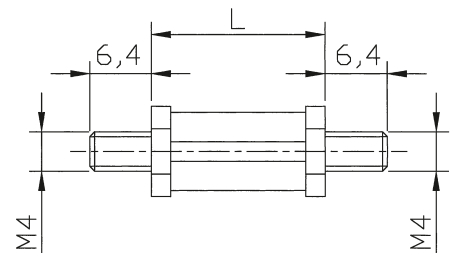
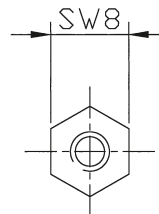
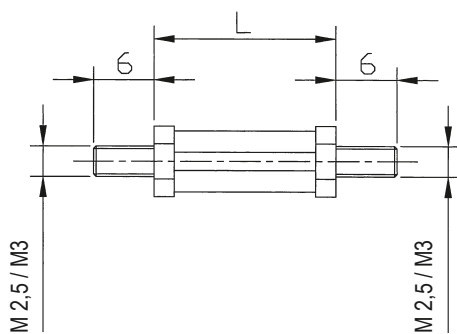
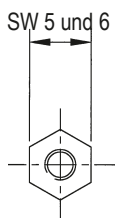
Spacer Bolts DAA

[Polyamide, metric thread]



Spacer bolts

Type	hexagonal
Styles	external / external
Material	Polyamide 6.6 / DMS 824
Colour	black
Standard Pack	from 100 pcs



Contact resistance DIN 53 482: $>10^{12}$ Ohm/cm

Dielectric strength DIN 54 481: 40 kV/mm

Tolerance for length dimensions: +/- 0,1 mm

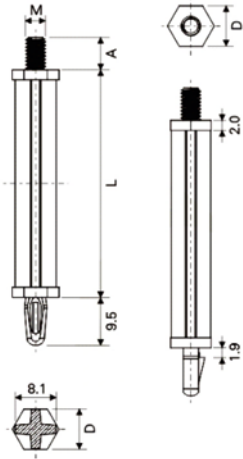
Order No.	SW (hexagonal)	Thread	Standard lengths in mm-increments
482 x (length)	SW 5	M2,5	from 3 mm to 65 mm
485 x	SW 6	M3	from 5 mm to 65 mm
487 x	SW 8	M4	from 5 mm to 65 mm

SW: width across flats

Support Post (Metric)

Spacer Bolts DAA

[Polyamide, metric thread]

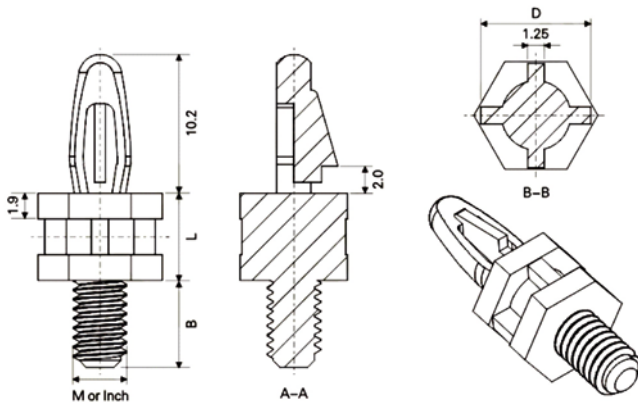


Order No.	"A"	"D"	"L"	"M"
8G503M4x45	6.4	8.0	45.0	M4
8G503M4x50	6.4	8.0	50.0	M4

Spacer bolts

Type	snap-lock / thread
Styles	external / external
Material	Nylon 6 HB / DMS 820
Colour	black
Unit	mm
Panel Thickness	1.57 mm
Bottom Hole	ø 4 ± 0.08 mm
Standard Pack	500 pcs

[Polyamide, metric / UNC-thread]



Spacer bolts

Type	snap-lock / thread
Styles	external / external
Material	Nylon 6/6 V2 / DMS 801 Nylon 6/6 V0 / DMS 806
Colour	black / natural
Unit	mm
Panel Thickness	1.57 mm
Top Hole	(snap-lock) ø 4 ± 0.08 mm
Standard Pack	1.000 pcs

Order No.	Colour	"B"	"D"	"L"	"M"
8G504M4x6.4	B N	6.4	8.0	6.4	M4
8G504M4x9.5	B N	6.4	8.0	9.5	M4
8G504M4x12.7	B N	6.4	8.0	12.7	M4
8G504M4x15.9	B N	6.4	8.0	15.9	M4
8G504M4x19.1	B N	6.4	8.0	19.1	M4
8G504M4x22.2	B N	6.4	8.0	22.2	M4
8G504M4x25.4	B N	6.4	8.0	25.4	M4
8G504M4x28.6	B N	6.4	8.0	28.6	M4
8G504M4x35.7	B N	6.4	8.0	35.7	M4

Order No.	Colour	"B"	"D"	"L"	"Inch"
8G5048-32x6.4	B N	6.4	8.0	6.4	#8-32
8G5048-32x9.5	B N	6.4	8.0	9.5	#8-32
8G5048-32x12.7	B N	6.4	8.0	12.7	#8-32
8G5048-32x15.9	B N	6.4	8.0	15.9	#8-32
8G5048-32x19.1	B N	6.4	8.0	19.1	#8-32
8G5048-32x22.2	B N	6.4	8.0	22.2	#8-32
8G5048-32x25.4	B N	6.4	8.0	25.4	#8-32
8G5048-32x28.6	B N	6.4	8.0	28.6	#8-32
8G5048-32x35.7	B N	6.4	8.0	35.7	#8-32

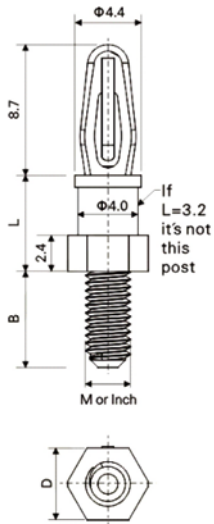
Please add the suffix "VO" to the article No. to specify the variant in VO

Ordering example: 8G504M4x6.4B for black V2
8G504M4x6.4BV0 for black V0

Support Post (Metric)

Spacer Bolts DAA

[Polyamide, metric / UNC-thread]



Spacer bolts

Type	snap-lock / thread
Styles	external / external
Material	Nylon 6/6 V2 / DMS 801
Colour	black / natural
Unit	mm
Panel Thickness	1.57 mm
Top Hole	(snap-lock) $\varnothing 3.18 \pm 0.05$ mm
Standard Pack	1.000 pcs

Order No.	Colour	"B"	"D"	"L"	"M"	
8G505M3x3.2	B	N	6.4	4.8	3.2	M3
8G505M3x4.8	B	N	6.4	4.8	4.8	M3
8G505M3x6.4	B	N	6.4	4.8	6.4	M3
8G505M3x7.9	B	N	6.4	4.8	7.9	M3
8G505M3x9.5	B	N	6.4	4.8	9.5	M3
8G505M3x11.1	B	N	6.4	4.8	11.1	M3
8G505M3x12.7	B	N	6.4	4.8	12.7	M3
8G505M3x14.3	B	N	6.4	4.8	14.3	M3
8G505M3x15.9	B	N	6.4	4.8	15.9	M3

Order No.	Colour	"B"	"D"	"L"	"Inch"	
8G5056-32x3.2	B	N	6.4	4.8	3.2	#6-32
8G5056-32x4.8	B	N	6.4	4.8	4.8	#6-32
8G5056-32x6.4	B	N	6.4	4.8	6.4	#6-32
8G5056-32x7.9	B	N	6.4	4.8	7.9	#6-32
8G5056-32x9.5	B	N	6.4	4.8	9.5	#6-32
8G5056-32x11.1	B	N	6.4	4.8	11.1	#6-32
8G5056-32x12.7	B	N	6.4	4.8	12.7	#6-32
8G5056-32x14.3	B	N	6.4	4.8	14.3	#6-32
8G5056-32x15.9	B	N	6.4	4.8	15.9	#6-32

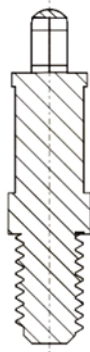
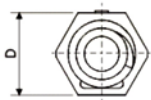
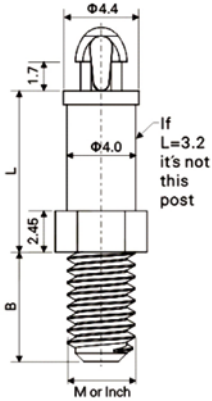
8G505M4x3.2	B	N	6.4	4.8	3.2	M4
8G505M4x4.8	B	N	6.4	4.8	4.8	M4
8G505M4x6.4	B	N	6.4	4.8	6.4	M4
8G505M4x7.9	B	N	6.4	4.8	7.9	M4
8G505M4x9.5	B	N	6.4	4.8	9.5	M4
8G505M4x11.1	B	N	6.4	4.8	11.1	M4
8G505M4x12.7	B	N	6.4	4.8	12.7	M4
8G505M4x14.3	B	N	6.4	4.8	14.3	M4
8G505M4x15.9	B	N	6.4	4.8	15.9	M4

Ordering example: 8G505M3x3.2B for black
8G505M3x3.2N for natural

Support Post (Metric)

Spacer Bolts DAA

[Polyamide, metric thread]



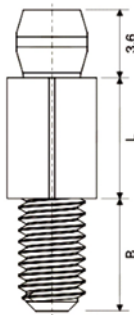
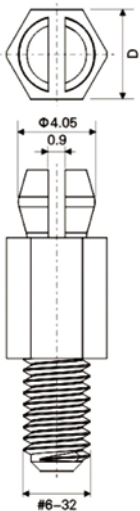
Order No.	Colour	"B"	"D"	"L"	"M"	
8G506M4x3.2	B	N	6.4	4.8	3.2	M4
8G506M4x4.8	B	N	6.4	4.8	4.8	M4
8G506M4x6.4	B	N	6.4	4.8	6.4	M4
8G506M4x7.9	B	N	6.4	4.8	7.9	M4
8G506M4x9.5	B	N	6.4	4.8	9.5	M4
8G506M4x11.1	B	N	6.4	4.8	11.1	M4
8G506M4x12.7	B	N	6.4	4.8	12.7	M4
8G506M4x14.3	B	N	6.4	4.8	14.3	M4
8G506M4x15.9	B	N	6.4	4.8	15.9	M4

Ordering example: 8G506M4x3.2B for black
8G506M4x3.2N for natural

Spacer bolts

Type	snap-lock / thread
Styles	external / external
Material	Nylon 6/6 V2 / DMS 801
Colour	black / natural
Unit	mm
Panel Thickness	1.6 mm
Top Hole	(snap-lock) $\varnothing 2.50 \pm 0.05$ mm
Standard Pack	1.000 pcs

[Polyamid, UNC-Thread]



Order No.	Colour	"B"	"D"	"L"	"Inch"	
8G5076-32x3.2	B	N	5.97	4.75	3.2	#6-32
8G5076-32x4.8	B	N	5.97	4.75	4.8	#6-32
8G5076-32x6.4	B	N	5.97	4.75	6.4	#6-32
8G5076-32x9.5	B	N	5.97	4.75	9.5	#6-32
8G5076-32x12.7	B	N	5.97	4.75	12.7	#6-32
8G5076-32x15.9	B	N	5.97	4.75	15.9	#6-32
8G5076-32x19.1	B	N	5.97	4.75	19.1	#6-32
8G5076-32x22.2	B	N	5.97	4.75	22.2	#6-32

Ordering example: 8G5076-32x3.2B for black
8G5076-32x3.2N for natural

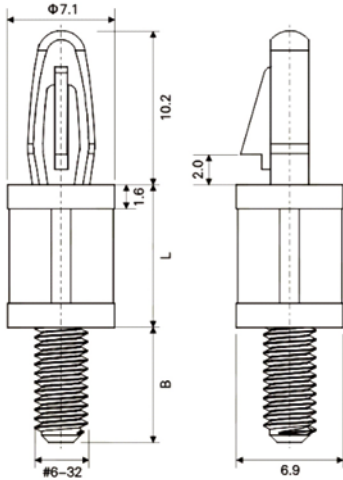
Spacer bolts

Type	snap-lock / thread
Styles	external / external
Material	Nylon 6/6 V0 / DMS 806
Colour	black / natural
Unit	mm
Panel Thickness	1.57 mm
Top Hole	(snap-lock) $\varnothing 3.86 \pm 0.05$ mm
Standard Pack	1.000 pcs

Support Post (Metric)

Spacer Bolts DAA

[Polyamide, metric / UNC-thread]



Spacer bolts

Type	snap-lock / thread
Styles	external / external
Material	Nylon 6/6 V2 / DMS 801
Colour	black / natural
Unit	mm
Panel Thickness	1.57 mm
Top Hole	(snap-lock) $\varnothing 4 \pm 0.08$ mm
Standard Pack	1.000 pcs

Standard lengths "L" in 1 mm increments available

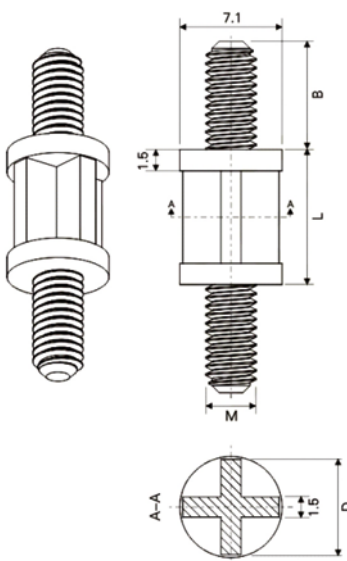
Standard lengths "L" in 1 mm increments available

Order No.	Colour	"B"	"L"	"Inch"
8G5156-32x6.4	B	N	7.6	6.4 #6-32
8G5156-32x9.5	B	N	7.6	9.5 #6-32
8G5156-32x12.7	B	N	7.6	12.7 #6-32
8G5156-32x15.9	B	N	7.6	15.9 #6-32
8G5156-32x19.1	B	N	7.6	19.1 #6-32
8G5156-32x22.2	B	N	7.6	22.2 #6-32
8G5156-32x25.4	B	N	7.6	25.4 #6-32

Order No.	Colour	"B"	"L"	"M"
8G515M4x6.4	B	N	7.6	6.4 M4
8G515M4x9.5	B	N	7.6	9.5 M4
8G515M4x12.7	B	N	7.6	12.7 M4
8G515M4x15.9	B	N	7.6	15.9 M4
8G515M4x19.1	B	N	7.6	19.1 M4
8G515M4x22.2	B	N	7.6	22.2 M4
8G515M4x25.4	B	N	7.6	25.4 M4

Ordering example: 8G5156-32x6.4B for black
8G5156-32x6.4N for natural

[Polyamid, UNC-Thread]



Spacer bolts

Type	thread / thread
Styles	external / external
Material	Nylon 6/6 V2 / DMS 801
Colour	black / natural
Unit	mm
Standard Pack	1.000 pcs

Standard lengths "L" in 1 mm increments available

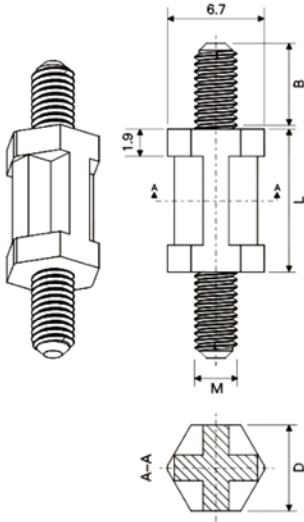
Ordering example: 8G5166-32x6.4B for black
8G5166-32x6.4N for natural

Order No.	Colour	"B"	"L"	"Inch"
8G5166-32x6.4	B	N	7.6	6.4 #6-32
8G5166-32x9.5	B	N	7.6	9.5 #6-32
8G5166-32x12.7	B	N	7.6	12.7 #6-32
8G5166-32x15.9	B	N	7.6	15.9 #6-32
8G5166-32x19.1	B	N	7.6	19.1 #6-32
8G5166-32x22.2	B	N	7.6	22.2 #6-32
8G5166-32x25.4	B	N	7.6	25.4 #6-32

Support Post (Metric)

Spacer Bolts DAA

[Polyamide, metric thread]



- + **Spacer bolts**
- Type** thread / thread
- Styles** external / external
- Material** Nylon 6 HB / DMS 820
- Colour** black / natural
- Unit** mm
- Standard Pack** 1.000 pcs

Order No.	Colour	"B"	"D"	"L"	"M"
8G508M3x25	B N	6.0	6.0	25.0	M3

Ordering example: 8G508M3x25B for black

General

In the following chapter flathead support posts and support posts for PCBs with a variety of mounting options are presented. Mounting options: plug, plug/ plug, plug/ screw, plug/ rivet.

Material	Material number	RoHS Compliance	Dremec Material-Specification
Brass (nickel plated)	2.0401	Yes	100
Brass (blank)	2.0401	Yes	101
Steel (zinc plated)	1.0718	Yes	200
Steel (blank)	1.0718	Yes	201
Aluminium	3.1655	Yes	300
Stainless steel	1.4305	Yes	400

Material	Flammibility Rating	RoHS Compliance	Dremec Material-Specification
Nylon 6/6	V2	Yes	801
Nylon 6/6	V0	Yes	806
Polyamid 6.6 GV (black)	HB	Yes	826

For more details on material properties please consult the data section (DMS) of the catalogue.

Colour

Plastic material:

Standard colours include black and natural. Other colours/ materials upon request.

Metal:


Standard = Brass nickel plated. Optional: blank (bl)

Standard = Steel zinc plated. Optional: blank (bl)


Standard = Aluminium

Standard = Stainless steel

Support Post




Page 44




Page 45




Page 46




Page 47




Page 48



Page 48




Page 49




Page 50




Page 50



Page 51




Page 51




Page 52




Page 53



Page 54




Page 55-56




Page 57




Page 57




Page 58




Page 59




Page 59




Page 60




Page 60



Page 61



Page 61



Page 62



Page 63

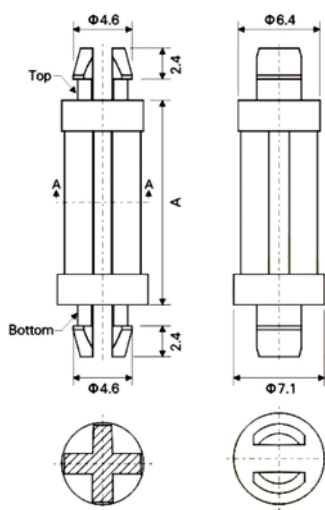


Page 64

Circuit Board Support



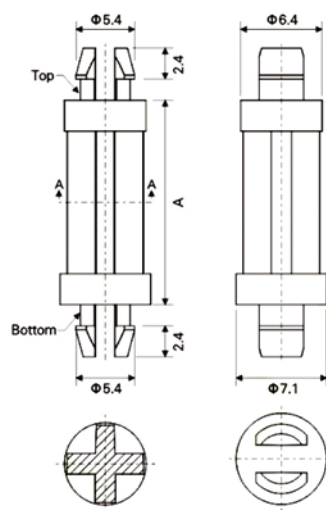
Type snap-lock / snap-lock
Material Nylon 6/6 V2 / DMS 801
Colour black / natural
Unit mm
Standard Pack 1.000 pcs



1

Top & Bottom Hole \varnothing 4.0 mm
Panel Thickness 1.6 mm

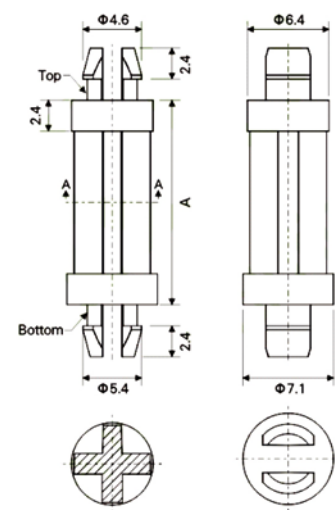
Order No.	Colour	"A" \pm 0.4
8G8014.0x4.8	N B	4.8
8G8014.0x6.4	N B	6.4
8G8014.0x7.9	N B	7.9
8G8014.0x9.5	N B	9.5
8G8014.0x11.1	N B	11.1
8G8014.0x12.7	N B	12.7
8G8014.0x14.3	N B	14.3
8G8014.0x15.9	N B	15.9
8G8014.0x19.1	N B	19.1
8G8014.0x22.2	N B	22.2
8G8014.0x25.4	N B	25.4



2

Top & Bottom Hole \varnothing 4.8 mm
Panel Thickness 1.6 mm

Order No.	Colour	"A" \pm 0.4
8G8014.8x4.8	N B	4.8
8G8014.8x6.4	N B	6.4
8G8014.8x7.9	N B	7.9
8G8014.8x9.5	N B	9.5
8G8014.8x11.1	N B	11.1
8G8014.8x12.7	N B	12.7
8G8014.8x14.3	N B	14.3
8G8014.8x15.9	N B	15.9
8G8014.8x19.1	N B	19.1
8G8014.8x22.2	N B	22.2
8G8014.8x25.4	N B	25.4



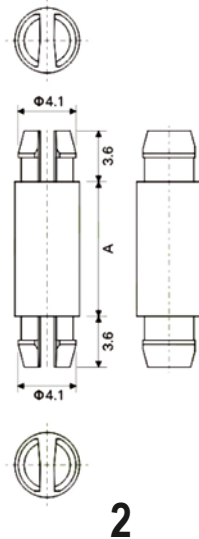
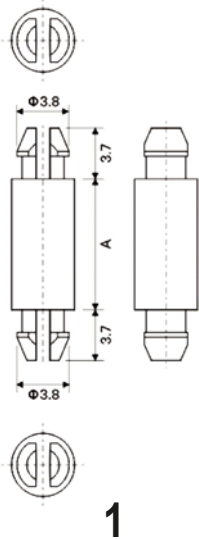
3

Bottom Hole \varnothing 4.0 mm Top Hole \varnothing 4.8 mm; Panel Thickness 1.6 mm

Order No.	Colour	"A" \pm 0.4
8G8014.0/4.8x4.8	N B	4.8
8G8014.0/4.8x6.4	N B	6.4
8G8014.0/4.8x7.9	N B	7.9
8G8014.0/4.8x9.5	N B	9.5
8G8014.0/4.8x11.1	N B	11.1
8G8014.0/4.8x12.7	N B	12.7
8G8014.0/4.8x14.3	N B	14.3
8G8014.0/4.8x15.9	N B	15.9
8G8014.0/4.8x19.1	N B	19.1
8G8014.0/4.8x22.2	N B	22.2
8G8014.0/4.8x25.4	N B	25.4

Ordering example: 8G8014.0x4.8N for natural
8G8014.0x4.8B for black

Mini Support Post



Top & Bottom Hole Φ 3.2 mm
Panel Thickness 1.6 mm

Top & Bottom Hole Φ 3.86 mm
Panel Thickness 1.6 mm

Order No.	"A" \pm 0.4
8G8023.2x3.2	3.2
8G8023.2x4.8	4.8
8G8023.2x6.4	6.4
8G8023.2x7.9	7.9
8G8023.2x9.5	9.5
8G8023.2x11.1	11.1
8G8023.2x12.7	12.7
8G8023.2x14.3	14.3
8G8023.2x15.9	15.9
8G8023.2x17.5	17.5
8G8023.2x19.1	19.1
8G8023.2x20.6	20.6
8G8023.2x22.2	22.2
8G8023.2x25.4	25.4
8G8023.2x28.6	28.6
8G8023.2x31.7	31.7
8G8023.2x34.9	34.9
8G8023.2x38.1	38.1

Order No.	"A" \pm 0.4
8G8023.86x3.2	3.2
8G8023.86x4.8	4.8
8G8023.86x6.4	6.4
8G8023.86x7.9	7.9
8G8023.86x9.5	9.5
8G8023.86x11.1	11.1
8G8023.86x12.7	12.7
8G8023.86x14.3	14.3
8G8023.86x15.9	15.9
8G8023.86x17.5	17.5
8G8023.86x19.1	19.1
8G8023.86x20.6	20.6
8G8023.86x22.2	22.2
8G8023.86x25.4	25.4
8G8023.86x28.6	28.6
8G8023.86x31.7	31.7
8G8023.86x34.9	34.9
8G8023.86x38.1	38.1

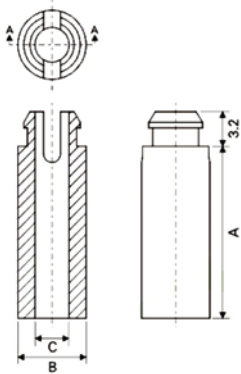
Please add the suffix "VO" to the article No. to specify the variant in VO

Ordering example: 8G8023.2x3.2 = V2
8G8023.2x3.2VO = VO

Type	mini snap-lock / snap-lock
Material	Nylon 6/6 V2 / DMS 801 Nylon 6/6 V0 / DMS 806
Colour	natural
Unit	mm
Standard Pack	1.000 pcs



Self-Retaining Spacer



Type self-retaining
Material Nylon 6/6 V2 / DMS 801
Colour natural
Unit mm
Standard Pack 1.000 pcs

Panel Thickness 1.6 mm
for M3 Screws "B" = 6.4 mm "C" = 3.2 mm

Order No.	Hole- \emptyset	"A"	"B"	"C"
8G8036.4/3.2x3.2	4.7	3.2	6.4	3.2
8G8036.4/3.2x4.8		4.8		
8G8036.4/3.2x6.4		6.4		
8G8036.4/3.2x7.9		7.9		
8G8036.4/3.2x9.5		9.5		
8G8036.4/3.2x11.1		11.1		
8G8036.4/3.2x12.7		12.7		
8G8036.4/3.2x15.9		15.9		
8G8036.4/3.2x19.1		19.1		
8G8036.4/3.2x22.2		22.2		
8G8036.4/3.2x25.4		25.4		

Panel Thickness 1.6 mm
for M3 Screws "B" = 7.0 mm "C" = 3.9 mm

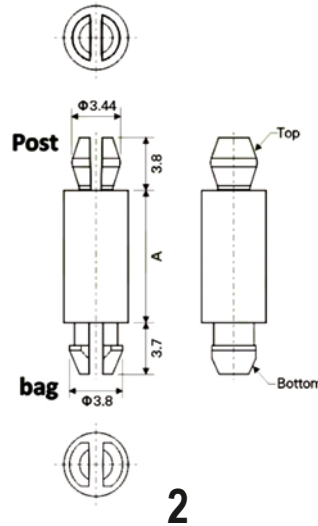
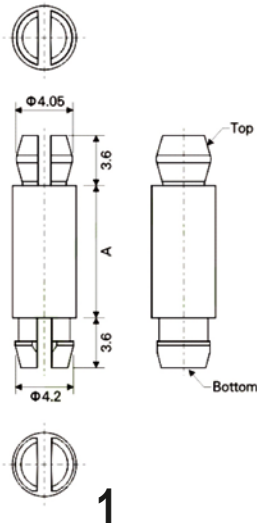
Order No.	Hole- \emptyset	"A"	"B"	"C"
8G8037.0/3.9x6.4	5.9	6.4	7.0	3.9
8G8037.0/3.9x7.9		7.9		
8G8037.0/3.9x9.5		9.5		
8G8037.0/3.9x11.1		11.1		
8G8037.0/3.9x12.7		12.7		
8G8037.0/3.9x15.9		15.9		
8G8037.0/3.9x19.1		19.1		
8G8037.0/3.9x22.2		22.2		
8G8037.0/3.9x25.4		25.4		

Ordering example: 8G8037.0/3.9x25.4

Panel Thickness 1.6 mm
for M4 Screws "B" = 7.0 mm "C" = 4.3 mm

Order No.	Hole- \emptyset	"A"	"B"	"C"
8G8037.0/4.3x6.4	5.9	6.4	7.0	4.3
8G8037.0/4.3x7.9		7.9		
8G8037.0/4.3x9.5		9.5		
8G8037.0/4.3x11.1		11.1		
8G8037.0/4.3x12.7		12.7		
8G8037.0/4.3x15.9		15.9		
8G8037.0/4.3x19.1		19.1		
8G8037.0/4.3x22.2		22.2		
8G8037.0/4.3x25.4		25.4		

Mini Support Post



Top & Bottom Hole \varnothing 3.86 mm
Panel Thickness 1.6 mm

Top & Bottom Hole \varnothing 3.2 mm
Panel Thickness 1.6 mm

Order No.	"A" \pm 0.4
8G8043.86x3.2	3.2
8G8043.86x4.8	4.8
8G8043.86x6.4	6.4
8G8043.86x7.9	7.9
8G8043.86x9.5	9.5
8G8043.86x11.1	11.1
8G8043.86x12.7	12.7
8G8043.86x14.3	14.3
8G8043.86x15.9	15.9
8G8043.86x17.5	17.5
8G8043.86x19.1	19.1
8G8043.86x20.6	20.6
8G8043.86x22.2	22.2
8G8043.86x25.4	25.4
8G8043.86x28.6	28.6
8G8043.86x31.7	31.7
8G8043.86x34.9	34.9
8G8043.86x38.1	38.1

Order No.	"A" \pm 0.4
8G8043.2x2.0	2.0
8G8043.2x2.54	2.54
8G8043.2x3.2	3.2
8G8043.2x4.8	4.8
8G8043.2x6.4	6.4
8G8043.2x7.9	7.9
8G8043.2x9.5	9.5
8G8043.2x11.1	11.1
8G8043.2x12.7	12.7
8G8043.2x14.3	14.3
8G8043.2x15.9	15.9
8G8043.2x17.5	17.5
8G8043.2x19.1	19.1
8G8043.2x20.6	20.6
8G8043.2x22.2	22.2
8G8043.2x25.4	25.4
8G8043.2x28.6	28.6
8G8043.2x31.7	31.7
8G8043.2x34.9	34.9
8G8043.2x38.1	38.1

Please add the suffix "VO" to the article No. to specify the variant in VO

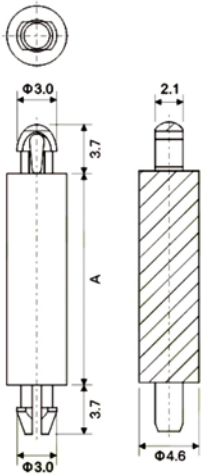
Ordering example: 8G8043.86x3.2 for V2
8G8043.86x3.2VO for VO

- + Type mini snap-lock / snap-lock
- + Material Nylon 6/6 V2 / DMS 801
Nylon 6/6 VO / DMS 806
- Colour natural
- Unit mm
- Standard Pack 1.000 pcs



Mini Support Post

Top & Bottom Hole $\varnothing 2.5 \pm 0.05$ mm
Panel Thickness 1.6 mm



Order No.	"A" ± 0.4
8G8052.5x2.0	2.0
8G8052.5x3.0	3.0
8G8052.5x4.0	4.0
8G8052.5x5.0	5.0
8G8052.5x6.0	6.0
8G8052.5x7.0	7.0
8G8052.5x8.0	8.0
8G8052.5x10.0	10.0
8G8052.5x12.0	12.0
8G8052.5x14.0	14.0
8G8052.5x16.0	16.0
8G8052.5x18.0	18.0
8G8052.5x20.0	20.0
8G8052.5x22.0	22.0

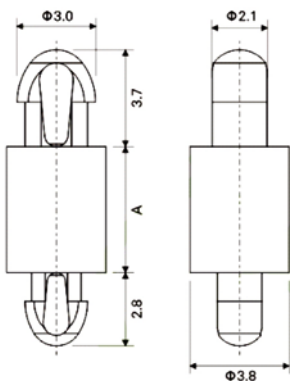
Please add the suffix "VO" to the article No. to specify the variant in VO

+	Type	mini snap-lock / snap-lock	+
	Material	Nylon 6/6 V2 / DMS 801 Nylon 6/6 V0 / DMS 806	
	Colour	natural	
	Unit	mm	
+	Standard Pack	1.000 pcs	+



Ordering example: 8G8052.5x2.0 for V2
8G8052.5x2.0V0 for V0

Mini Support Post



Top Hole $\varnothing 2.5 \pm 0.05$ mm
Panel Thickness 1.63 mm
Bottom Hole $\varnothing 2.0 \pm 0.05$ mm
Panel Thickness 1.0 mm

Order No.	"A" ± 0.4
8G8072.5x1.6	1.6
8G8072.5x3.2	3.2
8G8072.5x4.8	4.8
8G8072.5x6.4	6.4
8G8072.5x7.9	7.9
8G8072.5x9.5	9.5

Ordering example: 8G8072.5x9.5

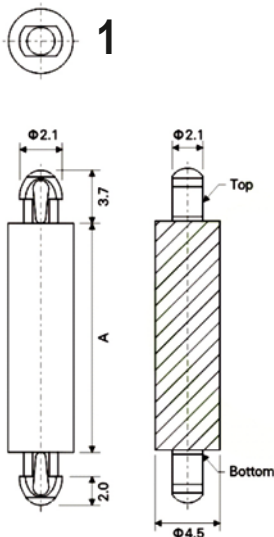
+	Type	mini snap-lock / snap-lock	+
	Material	Nylon 6/6 V2 / DMS 801	
	Colour	natural	
	Unit	mm	
+	Standard Pack	1.000 pcs	+



Mini Support Post

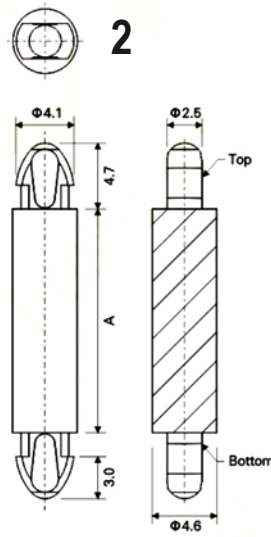


+	Type	mini snap-lock / snap-lock	+
	Material	Nylon 6/6 V2 / DMS 801 Nylon 6/6 V0 / DMS 806	
	Colour	natural	
	Unit	mm	
+	Standard Pack	1.000 pcs	+



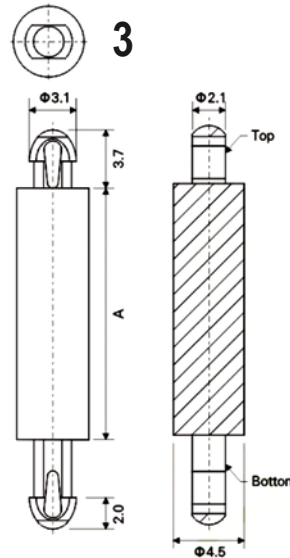
Top & Bottom Hole
 $\varnothing 2.5 \pm 0.05$ mm
Top & Bottom
Panel Thickness 1.57 mm
Type 1

Order No.	"A" ± 0.4
8G8062.5x2.0	2.0
8G8062.5x3.0	3.0
8G8062.5x4.0	4.0
8G8062.5x5.0	5.0
8G8062.5x6.0	6.0
8G8062.5x7.0	7.0
8G8062.5x8.0	8.0
8G8062.5x10.0	10.0
8G8062.5x12.0	12.0
8G8062.5x14.0	14.0
8G8062.5x16.0	16.0
8G8062.5x18.0	18.0
8G8062.5x20.0	20.0
8G8062.5x22.0	22.0



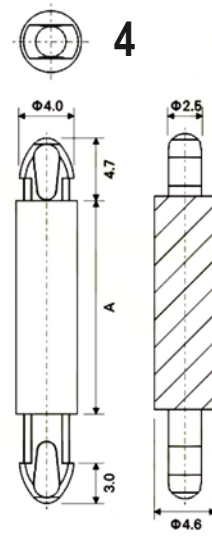
Top & Bottom Hole
 $\varnothing 3.5 \pm 0.05$ mm
Top Panel Thickness 1.57 mm
Type 2

Order No.	"A" ± 0.4
8G8063.5x2.0	2.0
8G8063.5x3.0	3.0
8G8063.5x4.0	4.0
8G8063.5x5.0	5.0
8G8063.5x6.0	6.0
8G8063.5x7.0	7.0
8G8063.5x8.0	8.0
8G8063.5x10.0	10.0
8G8063.5x12.0	12.0
8G8063.5x14.0	14.0
8G8063.5x16.0	16.0
8G8063.5x18.0	18.0
8G8063.5x20.0	20.0
8G8063.5x22.0	22.0



Top & Bottom Hole
 $\varnothing 2.5 \pm 0.05$ mm
Top Panel Thickness 1.57 mm
Bottom Panel Thickness 3.6 mm
Type 3

Order No.	"A" ± 0.4
8G8062.5/3.6x2.0	2.0
8G8062.5/3.6x3.0	3.0
8G8062.5/3.6x4.0	4.0
8G8062.5/3.6x5.0	5.0
8G8062.5/3.6x6.0	6.0
8G8062.5/3.6x7.0	7.0
8G8062.5/3.6x8.0	8.0
8G8062.5/3.6x10.0	10.0
8G8062.5/3.6x12.0	12.0
8G8062.5/3.6x14.0	14.0
8G8062.5/3.6x16.0	16.0
8G8062.5/3.6x18.0	18.0
8G8062.5/3.6x20.0	20.0
8G8062.5/3.6x22.0	22.0



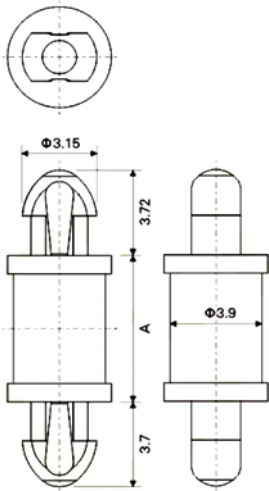
Top & Bottom Hole
 $\varnothing 3.5 \pm 0.05$ mm
Top Panel Thickness 1.57 mm
Bottom Panel Thickness 3.6 mm
Type 4

Order No.	"A" ± 0.4
8G8063.5/3.6x2.0	2.0
8G8063.5/3.6x3.0	3.0
8G8063.5/3.6x4.0	4.0
8G8063.5/3.6x5.0	5.0
8G8063.5/3.6x6.0	6.0
8G8063.5/3.6x7.0	7.0
8G8063.5/3.6x8.0	8.0
8G8063.5/3.6x10.0	10.0
8G8063.5/3.6x12.0	12.0
8G8063.5/3.6x14.0	14.0
8G8063.5/3.6x16.0	16.0
8G8063.5/3.6x18.0	18.0
8G8063.5/3.6x20.0	20.0
8G8063.5/3.6x22.0	22.0

Please add the suffix "VO" to the article No. to specify the variant in VO

Ordering example: 8G8062.5x2.0 for V2
 8G8062.5x2.0VO for VO

Mini Support Post



Top Hole $\varnothing 2.54 \pm 0.05$ mm
 Panel Thickness 1.63 mm MAX
 Bottom Hole $\varnothing 2.5 \pm 0.05$ mm
 Panel Thickness 1.6 mm

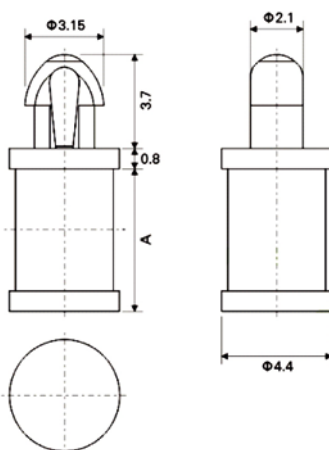
Order No.	"A" ± 0.4
8G8082.54x1.6	1.6
8G8082.54x3.2	3.2
8G8082.54x4.8	4.8
8G8082.54x6.4	6.4
8G8082.54x7.9	7.9
8G8082.54x9.5	9.5
8G8082.54x11.1	11.1
8G8082.54x12.7	12.7
8G8082.54x14.3	14.3
8G8082.54x15.9	15.9
8G8082.54x22.2	22.2

Ordering example: 8G8082.54x22.2

- + Type mini snap-lock / snap-lock
- + Material Nylon 6/6 V2 / DMS 801
- + Colour natural
- + Unit mm
- + Standard Pack 1.000 pcs



Push Spacer Teardrop



Bottom Hole $\varnothing 2.5 \pm 0.05$ mm
 Bottom Panel Thickness 1.6 mm

Order No.	"A" ± 0.4
8G8092.5x1.6	1.6
8G8092.5x3.2	3.2
8G8092.5x4.8	4.8
8G8092.5x6.4	6.4
8G8092.5x7.9	7.9
8G8092.5x9.5	9.5
8G8092.5x11.1	11.1
8G8092.5x12.7	12.7
8G8092.5x14.3	14.3
8G8092.5x15.9	15.9

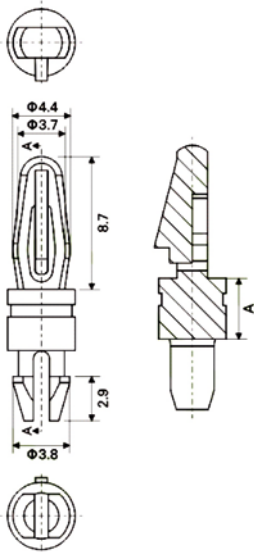
Please add the suffix "VO" to the article No. to specify the variant in VO

- + Type mini snap-lock
- + Material Nylon 6/6 V2 / DMS 801
Nylon 6/6 V0 / DMS 806
- + Colour natural
- + Unit mm
- + Standard Pack 1.000 pcs



Ordering example: 8G8092.5x1.6 for V2
 8G8092.5x1.6V0 for V0

Mini Support Post

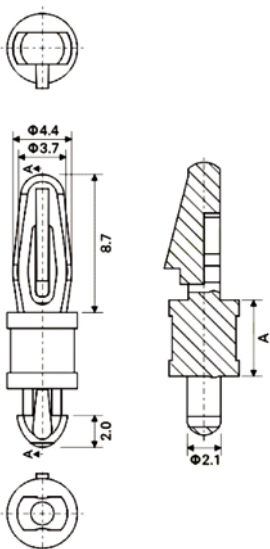


Type	mini snap-lock / snap-lock
Material	Nylon 6/6 V2 / DMS 801
Colour	natural
Unit	mm
Standard Pack	1.000 pcs

Top & Bottom Hole $\varnothing 3.2 \pm 0.05$ mm
Top & Bottom Panel Thickness 1.6 mm

Order No.	"A" ± 0.4
8G8103.2x3.2	3.2
8G8103.2x4.8	4.8
8G8103.2x6.4	6.4
8G8103.2x7.9	7.9
8G8103.2x9.5	9.5
8G8103.2x11.1	11.1
8G8103.2x12.7	12.7
8G8103.2x14.3	14.3
8G8103.2x15.9	15.9
8G8103.2x19.1	19.1
8G8103.2x22.2	22.2

Mini Support Post

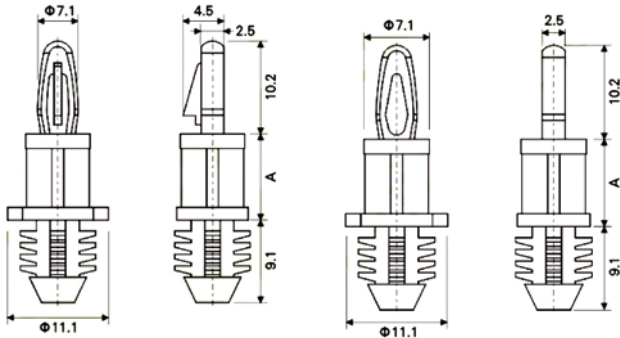


Type	mini snap-lock / snap-lock
Material	Nylon 6/6 V2 / DMS 801
Colour	natural
Unit	mm
Standard Pack	1.000 pcs

Top Hole $\varnothing 3.18 \pm 0.05$ mm
Panel Thickness 1.57 mm
Bottom Hole $\varnothing 2.54 \pm 0.05$ mm
Panel Thickness 1.63 mm

Order No.	"A" ± 0.4
8G8113.18x3.2	3.2
8G8113.18x4.8	4.8
8G8113.18x6.4	6.4
8G8113.18x7.9	7.9
8G8113.18x9.5	9.5
8G8113.18x11.1	11.1
8G8113.18x12.7	12.7
8G8113.18x15.9	15.9

Circuit Board Support



1



2

- + **Type** support post for blind hole
- + **Material** Nylon 6/6 V2 / DMS 801
- Colour** natural
- Unit** mm
- Standard Pack** 1.000 pcs

Top Hole $\varnothing 4.0 \pm 0.08$ mm
 Panel Thickness 1.57 mm
 Bottom Hole $\varnothing 7.92 \pm 0.08$ mm
 Panel Thickness 6.4 mm MIN

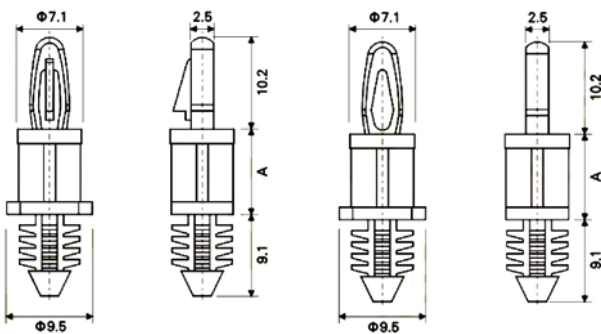
Type 1

Order No.	"A" ± 0.4
8G812V41010	4.8
8G812V41011	6.4
8G812V41012	9.5
8G812V41013	11.1
8G812V41014	12.7
8G812V41015	15.9
8G812V41016	19.1
8G812V41017	22.2


Type 2

Order No.	"A" ± 0.4
8G812V41113	4.8
8G812V41114	6.4
8G812V41115	9.5
8G812V41116	11.1
8G812V41117	12.7
8G812V41118	15.9
8G812V41119	19.1
8G812V41120	22.2

Circuit Board Support



3



4

- + **Type** support post for blind hole
- + **Material** Nylon 6/6 V2 / DMS 801
- Colour** natural
- Unit** mm
- Standard Pack** 1.000 pcs

Top Hole $\varnothing 4.0 \pm 0.08$ mm
 Panel Thickness 1.57 mm
 Bottom Hole $\varnothing 6.35 \pm 0.08$ mm
 Panel Thickness 6.4 mm MIN

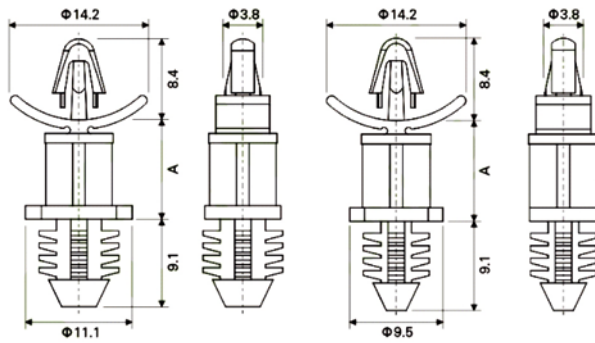
Type 3

Order No.	"A" ± 0.4
8G812V41127	4.8
8G812V41128	6.4
8G812V41129	9.5
8G812V41130	11.1
8G812V41131	12.7
8G812V41132	15.9
8G812V41133	19.1
8G812V41134	22.2

Type 4

Order No.	"A" ± 0.4
8G812V41135	4.8
8G812V41136	6.4
8G812V41137	9.5
8G812V41138	11.1
8G812V41139	12.7
8G812V41140	15.9
8G812V41141	19.1
8G812V41142	22.2

Circuit Board Support



5



6

+	Type	support post for blind hole	+
	Material	Nylon 6/6 V2 / DMS 801	
	Colour	natural	
	Unit	mm	
+	Standard Pack	1.000 pcs	+

Top Hole $\varnothing 4.0 \pm 0.08$ mm
 Panel Thickness 0.79 ~ 1.98 mm
 Bottom Hole $\varnothing 7.92 \pm 0.08$ mm
 Panel Thickness 6.4 mm MIN

Type 5

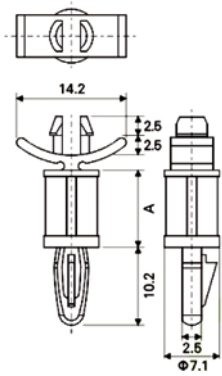
Order No.	"A" ± 0.4
8G812V41121	6.4
8G812V41122	9.5
8G812V41123	12.7
8G812V41124	15.9
8G812V41125	19.1
8G812V41126	22.2

Top Hole $\varnothing 4.0 \pm 0.08$ mm
 Panel Thickness 0.79 ~ 1.98 mm
 Bottom Hole $\varnothing 6.35 \pm 0.08$ mm
 Panel Thickness 6.4 mm MIN

Type 6

Order No.	"A" ± 0.4
8G812V41143	6.4
8G812V41144	9.5
8G812V41145	12.7
8G812V41146	15.9
8G812V41147	19.1
8G812V41148	22.2

Circuit Board Support

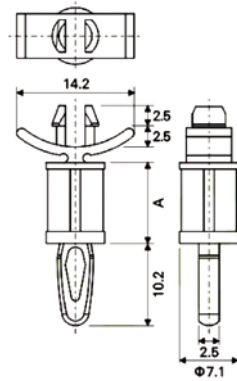


1

Top Hole $\varnothing 4.75 \pm 0.08$ mm
 Panel Thickness 0.79 ~ 1.98 mm
 Bottom Hole $\varnothing 4.0 \pm 0.08$ mm
 Panel Thickness 1.57 mm

Type 1

Order No.	"A" ± 0.4
8G814V41087	4.8
8G814V41088	6.4
8G814V41089	7.9
8G814V41090	9.5
8G814V41091	11.1
8G814V41092	12.7
8G814V41093	15.9
8G814V41094	19.1
8G814V41095	22.2
8G814V41096	25.4
8G814V41097	28.6
8G814V41098	31.7
8G814V41099	34.9




2

Top Hole $\varnothing 4.75 \pm 0.08$ mm
 Panel Thickness 0.79 ~ 1.98 mm
 Bottom Hole $\varnothing 4.0 \pm 0.08$ mm
 Panel Thickness 1.57 mm

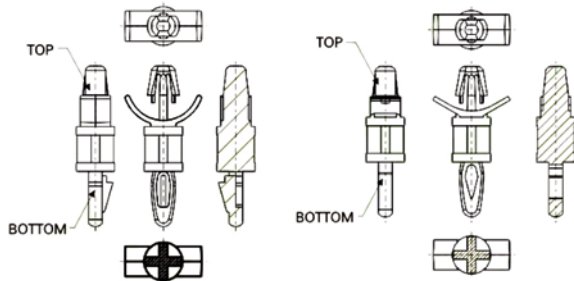
Type 2

Order No.	"A" ± 0.4
8G814V40899	4.8
8G814V40900	6.4
8G814V40901	9.5
8G814V40902	12.7
8G814V40903	15.9
8G814V40904	19.1
8G814V40905	22.2

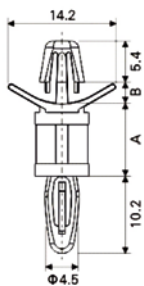

- + Type snap-lock / snap-lock
- + Material Nylon 6/6 V2 / DMS 801
- + Colour natural
- + Unit mm
- + Standard Pack 1.000 pcs



Circuit Board Support



+ Type snap-lock / snap-lock
 + Material Nylon 6/6 V2 / DMS 801
 + Colour natural
 + Unit mm
 + Standard Pack 1.000 pcs

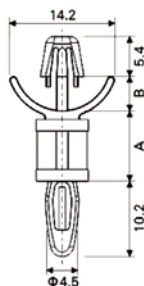


1

Top Hole $\phi 4.75 \pm 0.08$ mm
 Panel Thickness 0.79 ~ 1.98 mm
 Bottom Hole $\phi 4.00 \pm 0.08$ mm
 Panel Thickness 1.57 mm

Type 1 "B" = 2.8

Order No.	"A" ± 0.4
8G813V40346	4.8
8G813V40347	6.4
8G813V40348	7.9
8G813V40349	9.5
8G813V40351	11.1
8G813V40352	12.7
8G813V40353	15.9
8G813V40354	19.1
8G813V40355	22.2
8G813V40356	25.4
8G813V40357	28.6
8G813V40358	31.7
8G813V40359	34.9

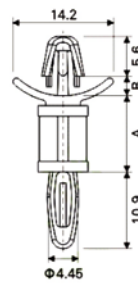


2

Top Hole $\phi 4.75 \pm 0.08$ mm
 Panel Thickness 1.98 ~ 3.56 mm
 Bottom Hole $\phi 4.00 \pm 0.08$ mm
 Panel Thickness 1.57 mm

Type 2 "B" = 4.6

Order No.	"A" ± 0.4
8G813V40360	4.8
8G813V40361	6.4
8G813V40362	7.9
8G813V40363	9.5
8G813V40364	11.1
8G813V40365	12.7
8G813V40367	15.9
8G813V40368	19.1
8G813V40369	22.2
8G813V40370	25.4
8G813V40371	28.6
8G813V40372	31.7
8G813V40373	34.9

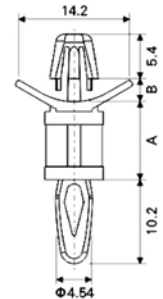


3

Top Hole $\phi 4.75 \pm 0.08$ mm
 Panel Thickness 0.79 ~ 1.98 mm
 Bottom Hole $\phi 4.00 \pm 0.08$ mm
 Panel Thickness 2.36 mm

Type 3 "B" = 2.8

Order No.	"A" ± 0.4
8G813V40935	4.8
8G813V40936	6.4
8G813V40937	7.9
8G813V40938	9.5
8G813V40939	11.1
8G813V40940	12.7
8G813V40941	15.9
8G813V40942	19.1
8G813V40943	22.2
8G813V40944	25.4
8G813V40945	28.6
8G813V40946	31.7
8G813V40947	34.9



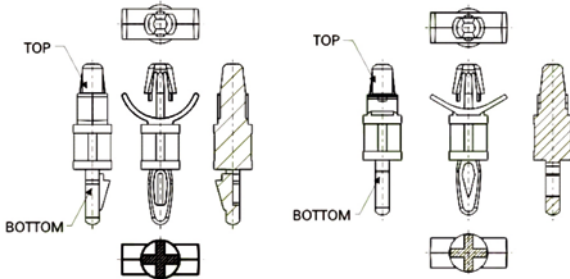
4

Top Hole $\phi 4.75 \pm 0.08$ mm
 Panel Thickness 0.79 ~ 1.98 mm
 Bottom Hole $\phi 4.00 \pm 0.08$ mm
 Panel Thickness 1.57 mm

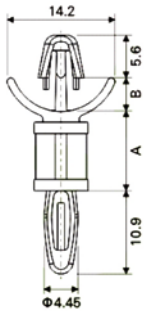

Type 4 "B" = 2.8

Order No.	"A" ± 0.4
8G813V40374	4.8
8G813V40375	6.4
8G813V40377	7.9
8G813V40378	9.5
8G813V40379	11.1
8G813V40380	12.7
8G813V40381	15.9
8G813V40382	19.1
8G813V40383	22.2
8G813V40384	25.4
8G813V40385	28.6
8G813V40386	31.7
8G813V40387	34.9

Circuit Board Support



+	Type	snap-lock / snap-lock	+
	Material	Nylon 6/6 V2 / DMS 801 Nylon 6/6 V0 / DMS 806	
	Colour	natural	
	Unit	mm	
+	Standard Pack	1.000 pcs	+

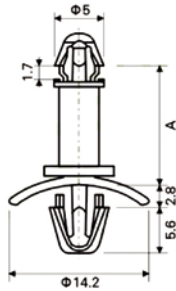


6

Top Hole $\varnothing 4.75 \pm 0.08$ mm
Panel Thickness 1.98 ~ 3.56 mm
Bottom Hole $\varnothing 4.00 \pm 0.08$ mm
Panel Thickness 2.36 mm

Type 6 "B" = 4.4

Order No.	"A" ± 0.4
8G813V40948	4.8
8G813V40949	6.4
8G813V40950	7.9
8G813V40951	9.5
8G813V40952	11.1
8G813V40953	12.7
8G813V40954	15.9
8G813V40955	19.1
8G813V40956	22.2
8G813V40957	25.4
8G813V40958	28.6
8G813V40959	31.7
8G813V40960	34.9

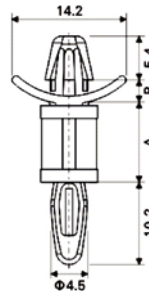


7

Top Hole $\varnothing 4.00 \pm 0.08$ mm
Panel Thickness 1.6 mm
Bottom Hole $\varnothing 4.75 \pm 0.08$ mm
Panel Thickness 0.79 ~ 1.98 mm

Type 7 "B" = 2.8

Order No.	"A" ± 0.4
8G813V41100	4.8
8G813V41101	6.4
8G813V41102	7.9
8G813V41103	9.5
8G813V41104	11.1
8G813V41105	12.7
8G813V41106	15.9
8G813V41107	19.1
8G813V41108	22.2
8G813V41109	25.4
8G813V41110	28.6
8G813V41111	31.7
8G813V41112	34.9

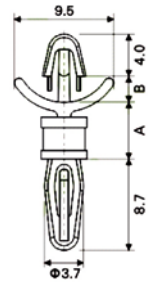


8

Top Hole $\varnothing 4.75 \pm 0.08$ mm
Panel Thickness 0.2 ~ 1.4 mm
Bottom Hole $\varnothing 4.00 \pm 0.08$ mm
Panel Thickness 1.57 mm

Type 8 "B" = 2.0

Order No.	"A" ± 0.4
8G813V40388	4.8
8G813V40389	6.4
8G813V40390	7.9
8G813V40391	9.5
8G813V40392	11.1
8G813V40393	12.7
8G813V40394	15.9
8G813V40395	19.1
8G813V40396	22.2
8G813V40397	25.4
8G813V40398	28.6
8G813V40399	31.7
8G813V40400	34.9



9

Top Hole $\varnothing 3.18 \pm 0.05$ mm
Panel Thickness 1.57 mm
Bottom Hole $\varnothing 3.18 \pm 0.05$ mm
Panel Thickness 1.57 mm

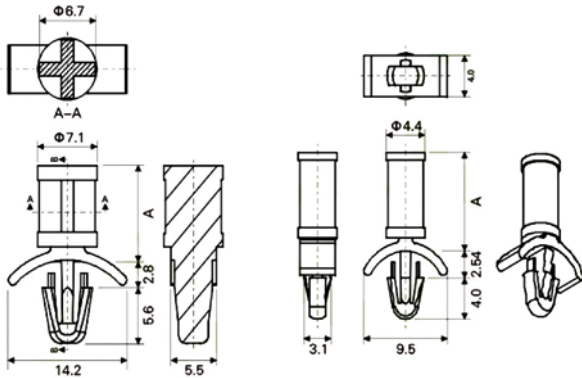
Type 9 "B" = 2.5

Order No.	"A" ± 0.4
8G813V40850	3.2
8G813V40852	4.8
8G813V40854	6.4
8G813V40856	7.9
8G813V40858	9.5
8G813V40860	11.1
8G813V40862	12.7
8G813V40864	15.9

Please add the suffix "VO" to the article No. to specify the variant in VO

Ordering example for Type 9: 8G813V40850 for V2
8G813V40850V0 for VO

Circuit Board Support



1

2

- + Type mini snap-lock
- + Material Nylon 6/6 V2 / DMS 801
- + Colour natural
- + Unit mm
- + Standard Pack 1.000 pcs

Hole \varnothing 4.75 \pm 0.08 mm
Panel Thickness 0.79 ~ 1.98 mm

Hole \varnothing 3.18 \pm 0.05 mm
Panel Thickness 0.79 ~ 1.98 mm

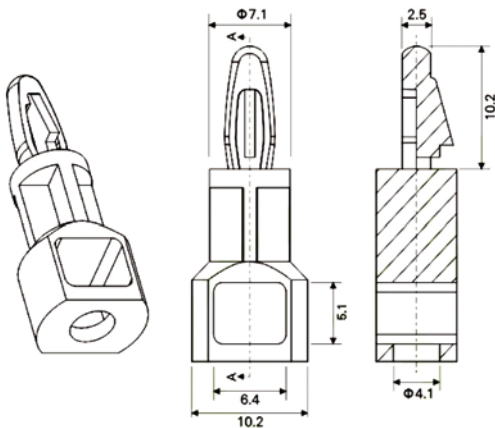
Type 1

Order No.	"A" \pm 0.4
8G8154.75x4.8	4.8
8G8154.75x6.4	6.4
8G8154.75x7.9	7.9
8G8154.75x9.5	9.5
8G8154.75x11.1	11.1
8G8154.75x12.7	12.7
8G8154.75x15.9	15.9
8G8154.75x19.1	19.1
8G8154.75x22.2	22.2

Type 2

Order No.	"A" \pm 0.4
8G8153.18x3.2	3.2
8G8153.18x4.8	4.8
8G8153.18x6.4	6.4
8G8153.18x7.9	7.9
8G8153.18x9.5	9.5
8G8153.18x11.1	11.1
8G8153.18x12.7	12.7
8G8153.18x14.3	14.3
8G8153.18x15.9	15.9

Circuit Board Support



- + Type snap rivet locking
- + Material Nylon 6/6 V2 / DMS 801
- + Colour natural
- + Bottom Panel Thickness see rivet table
- + Unit mm
- + Standard Pack 1.000 pcs

Top Hole \varnothing 4.0 \pm 0.08 mm
Panel Thickness 1.6 mm
Bottom Hole 4.1 ~ 4.2 mm

Order No.	"A" \pm 0.4
8G8164.0x9.5	9.5
8G8164.0x11.1	11.1
8G8164.0x12.7	12.7
8G8164.0x15.9	15.9
8G8164.0x19.1	19.1
8G8164.0x22.2	22.2
8G8164.0x25.4	25.4

Rivet Order No.	P.Thick.
8G4024.0x3.5	0.7 ~ 1.6
8G4024.0x4.5	1.6 ~ 2.7
8G4024.0x5.5	2.7 ~ 3.7
8G4024.0x6.5	3.7 ~ 4.7
8G4024.0x8.5	5.7 ~ 6.7

Rivets in black or white available.
Please add the suffix "B" for black or "W" for white to the article No.

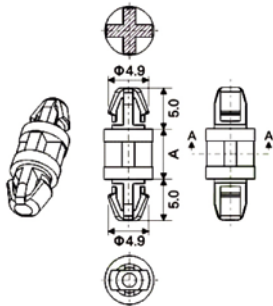
Ordering example: 8G4024.0x3.5B for black

All 8G816 articles without rivets.
Include rivets with your order.

Circuit Board Support



Type snap-lock / snap-lock
Material Nylon 6/6 V2 / DMS 801
Colour natural
Unit mm
Standard Pack 1.000 pcs

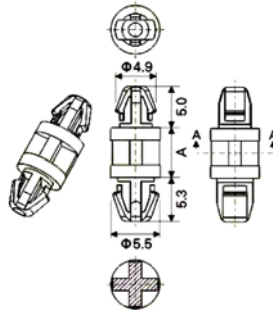


1

Top Hole $\varnothing 4.0 \pm 0.08$ mm
 Top & Bottom Panel Thickness 1.6 mm
 Bottom Hole 4.0 mm

Type 1

Order No.	"A" ± 0.4
8G817V40401	3.0
8G817V40402	4.0
8G817V40403	6.0
8G817V40404	8.0
8G817V40405	10.0
8G817V40406	12.0
8G817V40407	14.0
8G817V40408	16.0
8G817V40409	18.0

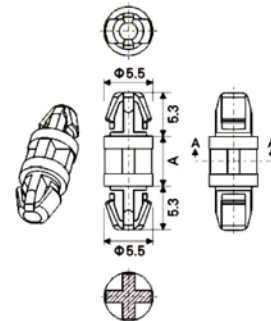


2

Top Hole $\varnothing 4.0 \pm 0.08$ mm
 Top & Bottom Panel Thickness 1.6 mm
 Bottom Hole 4.8 mm

Type 2

Order No.	"A" ± 0.4
8G817V40410	3.0
8G817V40411	4.0
8G817V40412	6.0
8G817V40413	8.0
8G817V40414	10.0
8G817V40415	12.0
8G817V40416	14.0
8G817V40417	16.0
8G817V40418	18.0



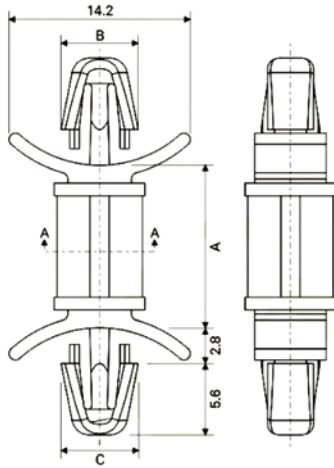
3

Top Hole $\varnothing 4.8 \pm 0.08$ mm
 Top & Bottom Panel Thickness 1.6 mm
 Bottom Hole 4.8 mm

Type 3

Order No.	"A" ± 0.4
8G817V41078	3.0
8G817V41079	4.0
8G817V41080	6.0
8G817V41081	8.0
8G817V41082	10.0
8G817V41083	12.0
8G817V41084	14.0
8G817V41085	16.0
8G817V41086	18.0

Circuit Board Support



Top Hole $\varnothing 4.0 \pm 0.08$ mm
 Bottom Hole $\varnothing 4.0 \pm 0.08$ mm
 Panel Thickness 0.8 ~ 2.0 mm

"B" = 5.5 mm "C" = 5.5 mm

Order No.	"A" ± 0.4
8G8185.5/5.5x4.8	4.8
8G8185.5/5.5x6.4	6.4
8G8185.5/5.5x9.5	9.5
8G8185.5/5.5x12.7	12.7
8G8185.5/5.5x15.9	15.9
8G8185.5/5.5x19.1	19.1
8G8185.5/5.5x22.2	22.2



Top Hole $\varnothing 4.8 \pm 0.08$ mm
 Bottom Hole $\varnothing 4.8 \pm 0.08$ mm
 Panel Thickness 0.8 ~ 2.0 mm

"B" = 6.05 mm "C" = 6.05 mm

Order No.	"A" ± 0.4
8G8186.05/6.05x4.8	4.8
8G8186.05/6.05x6.4	6.4
8G8186.05/6.05x9.5	9.5
8G8186.05/6.05x12.7	12.7
8G8186.05/6.05x15.9	15.9
8G8186.05/6.05x19.1	19.1
8G8186.05/6.05x22.2	22.2

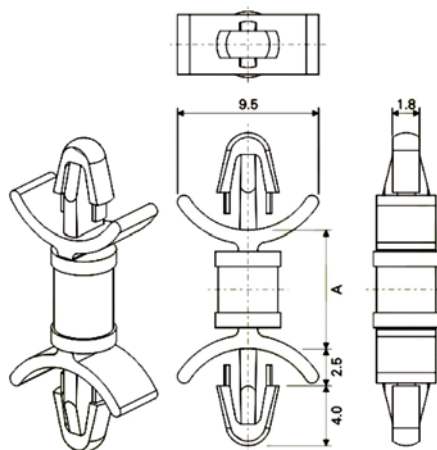
Top Hole $\varnothing 4.8 \pm 0.08$ mm
 Bottom Hole $\varnothing 4.0 \pm 0.08$ mm
 Panel Thickness 0.8 ~ 2.0 mm

"B" = 5.5 mm "C" = 6.05 mm

Order No.	"A" ± 0.4
8G8185.5/6.05x4.8	4.8
8G8185.5/6.05x6.4	6.4
8G8185.5/6.05x9.5	9.5
8G8185.5/6.05x12.7	12.7
8G8185.5/6.05x15.9	15.9
8G8185.5/6.05x19.1	19.1
8G8185.5/6.05x22.2	22.2

Please add the suffix "VO" to the article No. to specify the variant in VO

Circuit Board Support



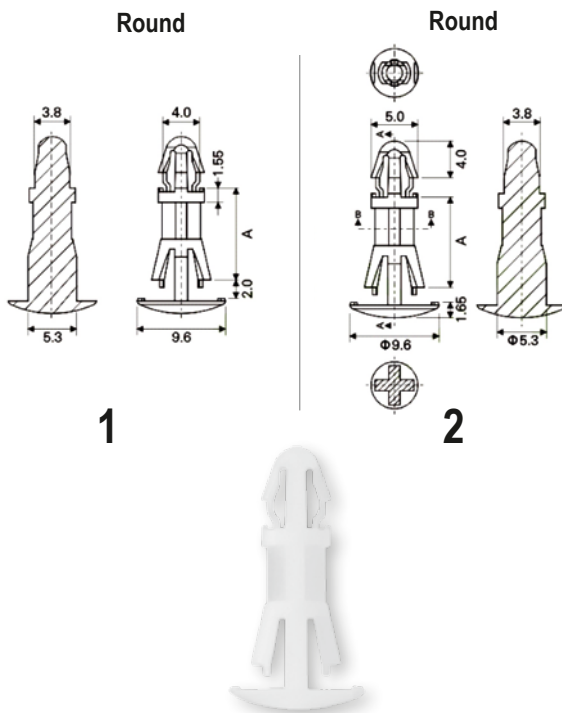
Hole 3.2 ± 0.08 mm
 Panel Thickness 0.8 ~ 2.0 mm

Order No.	"A" ± 0.4
8G8193.2x4.8	4.8
8G8193.2x6.4	6.4
8G8193.2x7.9	7.9
8G8193.2x9.5	9.5
8G8193.2x11.1	11.1
8G8193.2x12.7	12.7
8G8193.2x14.3	14.3
8G8193.2x15.9	15.9



Please add the suffix "VO" to the article No. to specify the variant in VO

Circuit Board Support



Top Hole 4.0 ± 0.05 mm
Bottom Hole 5.4 ± 0.05 mm
Panel Thickness 1.6 mm

Type 1

Order No.	"A" ± 0.4
8G820V40578	6.0
8G820V40579	8.0
8G820V40580	10.0
8G820V40581	12.0
8G820V40582	14.0

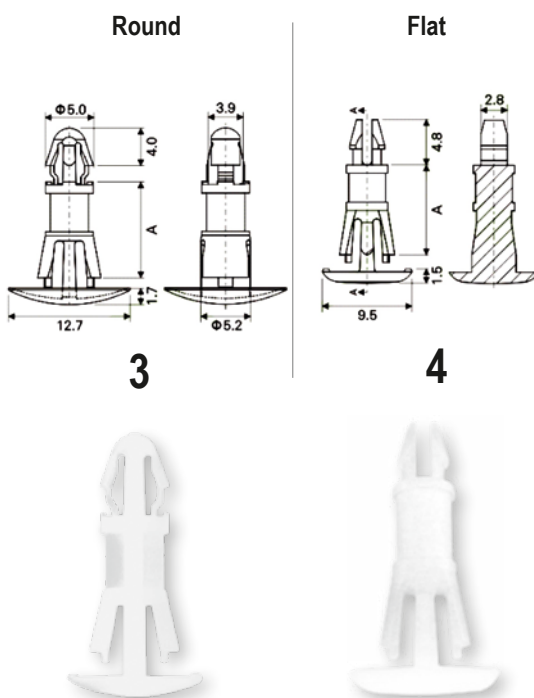
Type snap-lock
Material Nylon 6/6 V2 / DMS 801
Colour natural
Unit mm
Standard Pack 1.000 pcs

Top Hole 4.0 ± 0.08 mm
Panel Thickness 1.6 mm
Bottom Hole 5.4 ± 0.08 mm
Panel Thickness 2.0 mm

Type 2

Order No.	"A" ± 0.4
8G820V41249	6.0
8G820V41250	8.0
8G820V41251	10.0
8G820V41252	12.0
8G820V41253	14.0

Circuit Board Support



Top Hole 4.0 ± 0.08 mm
Panel Thickness 1.6 mm
Bottom Hole 5.4 ± 0.08 mm
Panel Thickness 1.0 ~ 1.6 mm

Type 3

Order No.	"A" ± 0.4
8G820V41225	8.0
8G820V41226	10.0
8G820V41227	12.0
8G820V41228	14.0

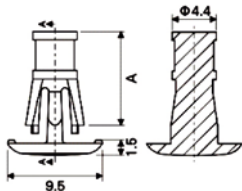
Top Hole 3.18 ± 0.05 mm
Panel Thickness 1.57 mm
Bottom Hole 4.75 ± 0.05 mm
Panel Thickness 1.5 ~ 1.6 mm

Type 4

Order No.	"A" ± 0.4
8G820V41211	6.4
8G820V41212	7.9
8G820V41213	9.5
8G820V41214	11.1
8G820V41215	12.7
8G820V41216	14.3
8G820V41217	15.9

Circuit Board Support

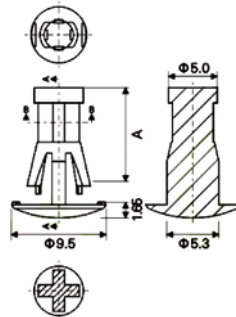
Flat



5



Round



6



Bottom Hole 4.75 ± 0.05 mm
Panel Thickness 1.5 ~ 1.6 mm

Type 5

Order No.	"A" ± 0.4
8G8204.75x6.4	6.4
8G8204.75x7.9	7.9
8G8204.75x9.5	9.5
8G8204.75x11.1	11.1
8G8204.75x12.7	12.7
8G8204.75x14.3	14.3
8G8204.75x15.9	15.9

Type snap-lock
Material Nylon 6/6 V2 / DMS 801
Colour natural
Unit mm
Standard Pack 1.000 pcs

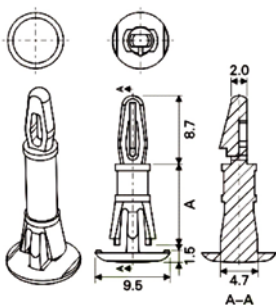
Bottom Hole 5.4 ± 0.05 mm
Panel Thickness 1.6 mm

Type 6

Order No.	"A" ± 0.4
8G8205.4x6.0	6.0
8G8205.4x8.0	8.0
8G8205.4x10.0	10.0
8G8205.4x12.0	12.0
8G8205.4x14.0	14.0

Circuit Board Support

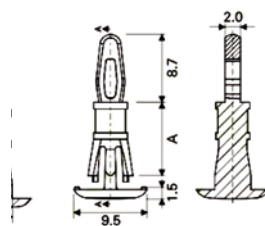
Flat



7



Flat



8



Top Hole 3.18 ± 0.05 mm
Panel Thickness 1.57 mm
Bottom Hole 4.75 ± 0.05 mm
Panel Thickness 1.5 ~ 1.6 mm

Type 7

Order No.	"A" ± 0.4
8G820V40618	6.4
8G820V40620	7.9
8G820V40621	9.5
8G820V40622	11.1
8G820V40623	12.7
8G820V40625	14.3
8G820V40626	15.9

Type snap-lock
Material Nylon 6/6 V2 / DMS 801
Colour natural
Unit mm
Standard Pack 1.000 pcs

Top Hole 3.18 ± 0.05 mm
Panel Thickness 1.57 mm
Bottom Hole 4.75 ± 0.05 mm
Panel Thickness 1.5 ~ 1.6 mm

Type 8


Order No.	"A" ± 0.4
8G820V41218	6.4
8G820V41219	7.9
8G820V41220	9.5
8G820V41221	11.1
8G820V41222	12.7
8G820V41223	14.3
8G820V41224	15.9

Circuit Board Support

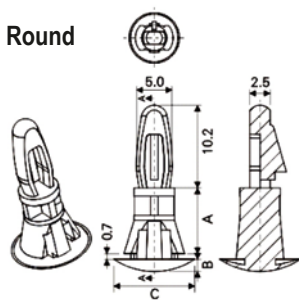
Round



Flat



Type snap-lock
Material Nylon 6/6 V2 / DMS 801
Colour natural
Unit mm
Standard Pack 1.000 pcs



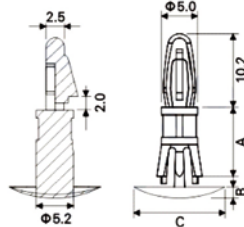
9

Top Hole 4.0 ± 0.08 mm
Panel Thickness 1.56 mm
Bottom Hole 6.0 ± 0.08 mm
Panel Thickness 0.8 ~ 1.2 mm

Type 9 "B" = 1.5 mm "C" = 10.0 mm

Order No.	"A" ± 0.4
8G820V40893	4.8
8G820V40894	6.4
8G820V40895	9.5
8G820V40896	12.7
8G820V40897	15.9
8G820V40898	19.1

Round



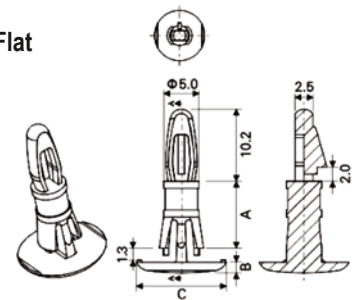
10

Top Hole 4.0 ± 0.08 mm
Panel Thickness 1.56 mm
Bottom Hole 5.4 ± 0.08 mm
Panel Thickness 1.2 ~ 2.0 mm

Type 10 "B" = 1.5 mm "C" = 12.7 mm

Order No.	"A" ± 0.4
8G820V40889	6.4
8G820V40890	9.5
8G820V40891	12.7
8G820V40892	15.9

Flat



11

Top Hole 4.0 ± 0.08 mm
Panel Thickness 1.57 mm
Bottom Hole 5.4 ± 0.08 mm
Panel Thickness 1.5 ~ 1.65 mm

Type 11 "B" = 1.8 mm "C" = 12.7 mm

Order No.	"A" ± 0.4
8G820V40984	6.4
8G820V40985	9.5
8G820V40986	12.7
8G820V40987	15.9

Top Hole 4.0 ± 0.08 mm
Panel Thickness 1.57 mm
Bottom Hole 6.35 ± 0.08 mm
Panel Thickness 1.5 ~ 1.65 mm

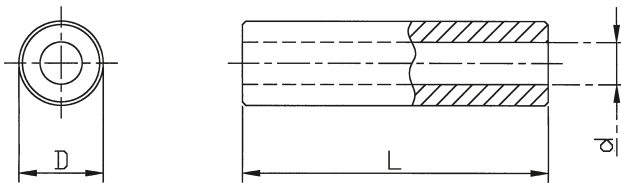
Type 11 "B" = 1.8 mm "C" = 12.7 mm

Order No.	"A" ± 0.4
8G820V40988	6.4
8G820V40989	9.5
8G820V40990	12.7
8G820V40991	15.9

Spacer Sleeves



- Spacer sleeves**
- Type** round
- Material**
 - Brass (nickel plated) / DMS 100
 - Brass (blank) / DMS 101
 - Steel (zinc plated) / DMS 200
 - Steel (blank) / DMS 201
 - Aluminium / DMS 300
 - Stainless steel / DMS 400
- Colour** according to material
- Standard Pack** from 100 pcs



Tolerance for length dimensions: +/- 0,1 mm

All Diameter "D" between 4 – 16 mm possible! (only whole data; Exception: 4,5 mm)

All Diameter "d" between 1 – 12,5 mm possible!

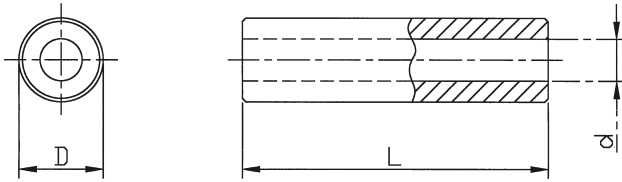
All lengths between 1 – 80 mm possible!

Styles	Material Styles				Diemeter D (mm)	/	Diameter d (mm)	x	Length
	Brass 1	Steel 2	Aluminium 3	Niro 4					
SP					4 – 16 mm		1 – 12,5 mm		1 – 50 mm
3	e.g. Steel 2				e.g. 4		e.g. 2,1		e.g. 10

Ordering example: **324/2,1 x 10** (= SP / Steel / Diameter "D" 4 mm / Diameter "d" 2,1 mm / Length 10 mm)

Spacer Sleeves

[Polyamide black]



- + Spacer sleeves
- + Type round
- + Material Polyamide 6.6 GV / DMS 826
- + Colour black
- + Standard Pack from 100 pcs



Technical data [reference values]

Material	Specific contact resistance	Dielectric strength	Heat resistance
Polyamide	> 10 ¹² Ohm / cm	80 kV / mm	110° C

Order No.	Diameter D (mm)	Diameter d (mm)	Standard lengths in mm-increments
384 / 1,5 x (Length)	4	1,5	from 2 mm to 10 mm
384 / 2,2 x	4	2,2	from 2 mm to 50 mm
385 / 2,7 x	5	2,7	from 2 mm to 55 mm
386 / 3,4 x	6	3,4	from 2 mm to 60 mm
388 / 4,2 x	8	4,2	from 2 mm to 60 mm
3810 / 5,2 x	10	5,2	from 2 mm to 57 mm
3810 / 6,2 x	10	6,2	from 2 mm to 55 mm
3812 / 8,2 x	12	8,2	from 2 mm to 63 mm
3816 / 10,5 x	16	10,5	from 2 mm to 50 mm

Ordering example: 386 / 3,4 x 25 mm = SP / Polyamide / 6 (3,4) x 25 mm

General

In the following chapter plastic rivets are presented.

Specification

- Rivet:** To install, simply press the head of the double rivets. The rivet expands, ensuring a safe and secure installation.
- Flat plastic rivets: :** Easily installed by hand. The pin is driven into the rivet which causes the rivet to spread thus ensuring a secure attachment.
- Plastic rivets:** Installation with a standard rivet tool.
- Mounting Knob:** For fixing thin materials or for the easier assembling of components. Economical and easy to install.

Material	Flammability Rating	RoHS Compliance	Dremec Material-Spezifikation
Nylon 6/6	V2	Yes	801
Nylon 6	V2	Yes	811
Nylon 66/6	V0	Yes	813
POM (Acetal)	HB	Yes	804

For more details on material properties please consult the data section (DMS) of the catalogue.

Colour

Standard colours include black, white and natural. Other colours upon request.

Rivets



Page 68



Page 69



Page 70



Page 71




Page 72




Page 73



Page 74




Page 75



Page 75



Page 75



Page 76

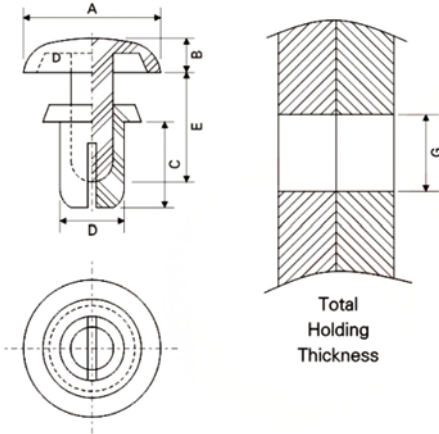


Page 76



Page 77

Rivets



Type round head type I
Material Nylon 6/6 V2 / DMS 801
Colour black / white
Unit mm
Standard Pack 1.000 pcs

Alternative as V0 (Nylon 6/6 DMS 813) and different colours (from 20.000 pcs) available. Please request separately.

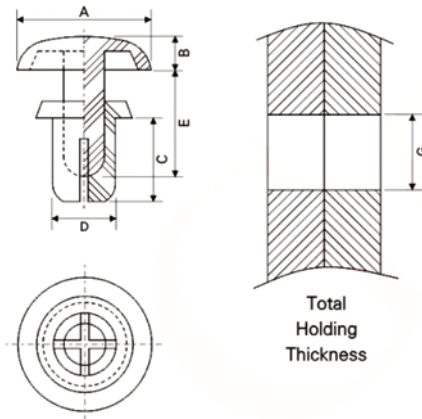
Insert force		≤ 2.5 kgf		Extraction force					≥ 3.0 kgf
Order No.	Colour	Hole-ø	Panel Thickness	"A"	"B"	"C"	"D"	"E"	
8G4012.0x1.2	B W	2.1	0.6 ~ 1.2	4.2	1.2	2.4	2.0	2.8	
8G4012.0x2.0	B W		1.3 ~ 2.0			3.2		3.8	
8G4012.0x2.8	B W		2.1 ~ 2.8			4.0		5.5	
8G4012.0x3.6	B W		2.9 ~ 3.6			4.8			
8G4012.0x4.4	B W		3.7 ~ 4.4			5.6		7.2	
8G4012.0x5.2	B W		4.5 ~ 5.2			6.4			

Insert force		≤ 3.0 kgf		Extraction force					≥ 5.0 kgf
Order No.	Colour	Hole-ø	Panel Thickness	"A"	"B"	"C"	"D"	"E"	
8G4012.6x2.0	B W	2.7	1.0 ~ 2.0	5.0	1.4	3.2	2.6	4.6	
8G4012.6x3.0	B W		2.1 ~ 3.0			4.2			
8G4012.6x3.6	B W		2.7 ~ 3.6			4.8		6.2	
8G4012.6x4.3	B W		3.4 ~ 4.3			5.5			
8G4012.6x5.2	B W		4.3 ~ 5.2			6.4		7.8	
8G4012.6x6.0	B W		5.1 ~ 6.0			7.2			

Insert force		≤ 3.0 kgf		Extraction force					≥ 8.0 kgf
Order No.	Colour	Hole-ø	Panel Thickness	"A"	"B"	"C"	"D"	"E"	
8G4013.0x2.0	B W	3.1	1.0 ~ 2.0	6.4	1.6	3.5	3.0	5.1	
8G4013.0x3.0	B W		2.0 ~ 3.0			4.5		6.1	
8G4013.0x4.0	B W		3.0 ~ 4.0			5.5			
8G4013.0x5.0	B W		4.0 ~ 5.0			6.5		7.1	
8G4013.0x6.0	B W		5.0 ~ 6.0			7.5			
8G4013.0x6.5	B W		5.5 ~ 6.5			8.0		9.0	
8G4013.0x7.5	B W		6.5 ~ 7.5			9.0			
8G4013.0x8.5	B W		7.5 ~ 8.5			10.0		11.0	
8G4013.0x13.0	B W		11.5 ~ 13.0			14.5			
8G4013.0x21.5	B W		20.5 ~ 21.5			23.0		24.0	

Ordering example: 8G4012.0x1.2B for black
8G4012.0x1.2W for white

Rivets



Type round haed type II
Material Nylon 6/6 V2 / DMS 801
Colour black / white
Unit mm
Standard Pack 1.000 pcs

Alternative as V0 (Nylon 66/6 DMS 813) and different colours (from 20.000 pcs) available. Please request separately.



Insert force			≤ 4.0 kgf		Extraction force				≥ 12.0 kgf
Order No.	Colour	Hole-∅	Panel Thickness	"A"	"B"	"C"	"D"	"E"	
8G4023.5x2.1	B W	3.6 ~ 3.7	1.1 ~ 2.1	6.4	1.6	3.5	3.5	5.1	
8G4023.5x3.1	B W		2.2 ~ 3.1			4.5		6.1	
8G4023.5x3.6	B W		2.7 ~ 3.6			5.0		7.1	
8G4023.5x4.1	B W		3.2 ~ 4.1			5.5			
8G4023.5x4.6	B W		3.7 ~ 4.6			6.0			
8G4023.5x5.6	B W		4.7 ~ 5.6			7.0		9.0	
8G4023.5x6.6	B W		5.7 ~ 6.6			8.0			

Insert force			≤ 4.0 kgf		Extraction force				≥ 20.0 kgf
Order No.	Colour	Hole-∅	Panel Thickness	"A"	"B"	"C"	"D"	"E"	
8G4024.0x3.5	B W	4.1 ~ 4.2	2.5 ~ 3.5	8.0	1.8	5.0	4.0	7.1	
8G4024.0x4.5	B W		3.5 ~ 4.5			6.0			
8G4024.0x5.5	B W		4.5 ~ 5.5			7.0		9.0	
8G4024.0x6.5	B W		5.5 ~ 6.5			8.0			
8G4024.0x7.5	B W		6.5 ~ 7.5			9.0			11.0
8G4024.0x8.5	B W		7.5 ~ 8.5			10.0			
8G4024.0x10.5	B W		9.0 ~ 10.5			12.0		14.0	
8G4024.0x14.0	B W		12.5 ~ 14.0			15.0		16.6	

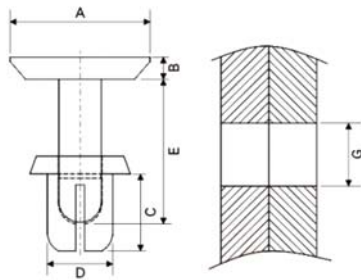
Insert force			≤ 5.0 kgf		Extraction force				≥ 25.0 kgf
Order No.	Colour	Hole-∅	Panel Thickness	"A"	"B"	"C"	"D"	"E"	
8G4025.0x2.5	B W	5.1 ~ 5.2	1.5 ~ 2.5	9.0	2.2	4.5	5.0	6.5	
8G4025.0x3.5	B W		2.5 ~ 3.5			5.5			
8G4025.0x4.5	B W		3.5 ~ 4.5			6.5		8.5	
8G4025.0x5.5	B W		4.5 ~ 5.5			7.5			
8G4025.0x6.5	B W		5.5 ~ 6.5			8.5			10.5
8G4025.0x7.5	B W		6.5 ~ 7.5			9.5			
8G4025.0x8.5	B W		7.5 ~ 8.5			10.5		12.0	

Insert force			≤ 6.0 kgf		Extraction force				≥ 25.0 kgf
Order No.	Colour	Hole-∅	Panel Thickness	"A"	"B"	"C"	"D"	"E"	
8G4025.8x4.0	B W	5.9 ~ 6.0	3.0 ~ 4.0	12.0	2.7	6.5	5.8	9.0	

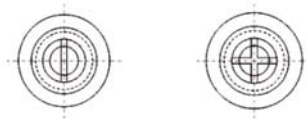
Insert force			≤ 6.0 kgf		Extraction force				≥ 30.0 kgf
Order No.	Colour	Hole-∅	Panel Thickness	"A"	"B"	"C"	"D"	"E"	
8G4026.0x4.0	B W	6.1 ~ 6.2	2.5 ~ 4.0	12.0	2.5	6.0	6.0	9.0	
8G4026.0x5.5	B W		4.0 ~ 5.5		3.0	8.0		10.0	

Ordering example: 8G4023.5x2.1B for black
8G4023.5x2.1W for white

Rivets



Bottom of the trench



Type 1

Type 2



Type flat haed
Material Nylon 6/6 V2 / DMS 801
Colour black / white
Unit mm
Standard Pack 1.000 pcs

Alternative in different colours (from 20.000 pcs) available. Please request separately.

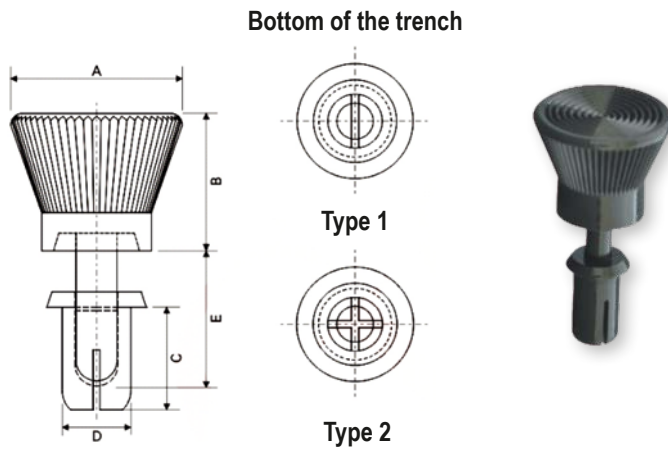
Type 1	Insert force		≤ 3.0 kgf			Extraction force			≥ 8.0 kgf
Order No.	Colour	Hole-∅	Panel Thickness	"A"	"B"	"C"	"D"	"E"	
8G4032.6x7.0	B W	2.7	6.0 ~ 7.0	6.4	0.7	8.5	2.6	10.0	

Type 1	Insert force		≤ 3.0 kgf			Extraction force			≥ 8.0 kgf
Order No.	Colour	Hole-∅	Panel Thickness	"A"	"B"	"C"	"D"	"E"	
8G4033.0x2.0	B W	3.1	1.0 ~ 2.0	6.4	1.0	3.5	3.0	6.5	
8G4033.0x3.0	B W		2.0 ~ 3.0			4.5			
8G4033.0x4.0	B W		3.0 ~ 4.0			5.5			

Type 1	Insert force		≤ 3.0 kgf			Extraction force			≥ 8.0 kgf
Order No.	Colour	Hole-∅	Panel Thickness	"A"	"B"	"C"	"D"	"E"	
8G4033.0x5.0	B W	3.1	4.0 ~ 5.0	6.0	1.0	6.5	3.0	10.0	
8G4033.0x6.0	B W		5.0 ~ 6.0			7.5			
8G4033.0x6.5	B W		5.5 ~ 6.5			8.0			
8G4033.0x7.5	B W		6.5 ~ 7.5			9.0			
8G4033.0x8.5	B W		7.5 ~ 8.5			10.0		12.0	

Type 2	Insert force		≤ 4.0 kgf			Extraction force			≥ 12.0 kgf
Order No.	Colour	Hole-∅	Panel Thickness	"A"	"B"	"C"	"D"	"E"	
8G4033.5x2.0	B W	3.6	1.0 ~ 2.0	6.4	1.0	3.5	3.5	6.5	
8G4033.5x3.0	B W		2.0 ~ 3.0			4.5			
8G4033.5x4.0	B W		3.0 ~ 4.0			5.5			
8G4033.5x4.5	B W		3.5 ~ 4.5	6.0		6.0		10.0	
8G4033.5x5.5	B W		4.5 ~ 5.5			7.0			
8G4033.0x6.5	B W		5.5 ~ 6.5			8.0			

Ordering example: 8G4033.0x2.0B for black
 8G4033.0x2.0W for white



Type T
Material Nylon 6/6 V2 / DMS 801
Colour black / white
Unit mm
Standard Pack 1.000 pcs

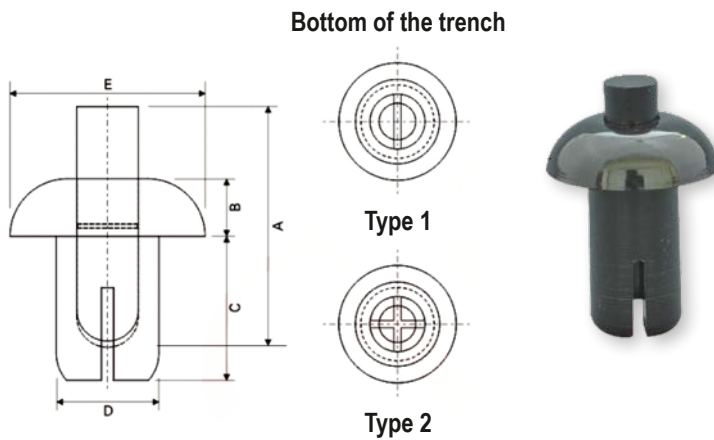
Alternative in different colours (from 20.000 pcs) available. Please request separately.

Type 1		Insert force		≤ 3.0 kgf		Extraction force			≥ 8.0 kgf
Order No.	Colour	Hole-∅	Panel Thickness	"A"	"B"	"C"	"D"	"E"	
8G4043.0x2.0	B W	3.1	1.0 ~ 2.0	10.0	8.0	3.5	3.0	6.6	
8G4043.0x3.0	B W		2.0 ~ 3.0			4.5			
8G4043.0x4.0	B W		3.0 ~ 4.0			5.5			
8G4043.0x5.0	B W		4.0 ~ 5.0			6.5			
8G4043.0x6.0	B W		5.0 ~ 6.0			7.5			
8G4033.0x6.5	B W		5.5 ~ 6.5			8.0			9.0

Type 2		Insert force		≤ 4.0 kgf		Extraction force			≥ 12.0 kgf
Order No.	Colour	Hole-∅	Panel Thickness	"A"	"B"	"C"	"D"	"E"	
8G4043.5x2.0	B W	3.6	1.0 ~ 2.0	10.0	8.0	3.5	3.5	6.6	
8G4043.5x3.0	B W		2.0 ~ 3.0			4.5			
8G4043.5x4.0	B W		3.0 ~ 4.0			5.5			
8G4043.5x4.5	B W		3.5 ~ 4.5			6.0			
8G4043.5x5.5	B W		4.5 ~ 5.5			7.0			
8G4043.5x6.5	B W		5.5 ~ 6.5			8.0			9.0

Type 2		Insert force		≤ 4.0 kgf		Extraction force			≥ 20.0 kgf
Order No.	Colour	Hole-∅	Panel Thickness	"A"	"B"	"C"	"D"	"E"	
8G4044.0x3.5	B W	4.1	2.5 ~ 3.5	12.0	8.0	5.0	4.0	7.6	
8G4044.0x4.5	B W		3.5 ~ 4.5			6.0			
8G4044.0x5.5	B W		4.5 ~ 5.5			7.0			
8G4044.0x6.5	B W		5.5 ~ 6.5			8.0			
8G4044.0x7.5	B W		6.5 ~ 7.5			9.0			
8G4044.0x8.5	B W		7.5 ~ 8.5			10.0			11.2

Ordering example: 8G4043.0x2.0B for black
 8G4043.0x2.0W for white



Type push rivet
Material Nylon 6/6 V2 / DMS 801
Colour black / white
Unit mm
Standard Pack 1.000 pcs

Alternative in different colours (from 20.000 pcs) available. Please request separately.

Type 1		Insert force			≤ 3.0 kgf		Extraction force			≥ 8.0 kgf
Order No.	Colour	Hole-∅	Panel Thickness	"A"	"B"	"C"	"D"	"E"		
8G4053.0x3.0	B W	3.1	2.0 ~ 3.0	8.9	2.0	4.5	3.0	5.8		
8G4053.0x4.0	B W		3.0 ~ 4.0			5.6				

Type 2		Insert force			≤ 4.0 kgf		Extraction force			≥ 20.0 kgf
Order No.	Colour	Hole-∅	Panel Thickness	"A"	"B"	"C"	"D"	"E"		
8G4054.0x3.5	B W	4.1	2.5 ~ 3.5	9.2	2.2	5.0	4.0	8.0		
8G4054.0x4.5	B W		3.5 ~ 4.5			6.0				

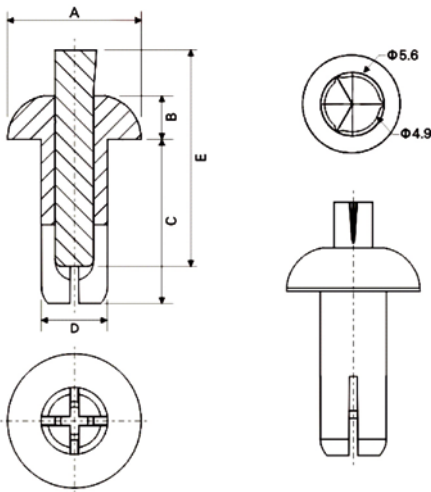
Order No.	Colour	Hole-∅	Panel Thickness	"A"	"B"	"C"	"D"	"E"
8G4054.8x3.0	B W	4.8	1.2 ~ 3.0	10.4	3.3	5.1	4.8	9.9

Type 2		Insert force			≤ 5.0 kgf		Extraction force			≥ 25.0 kgf
Order No.	Colour	Hole-∅	Panel Thickness	"A"	"B"	"C"	"D"	"E"		
8G4055.0x3.0	B W	5.1	2.0 ~ 3.0	9.4	2.8	5.1	5.0	9.5		
8G4055.0x4.0	B W		3.0 ~ 4.0			6.1				
8G4055.0x5.0	B W		4.0 ~ 5.0	11.4		7.1				
8G4055.0x6.0	B W		5.0 ~ 6.0	8.1						
8G4055.0x7.0	B W		6.0 ~ 7.0	12.4		8.9				
8G4055.0x8.0	B W		7.0 ~ 8.0	13.6		10.0				

Type 2		Insert force			≤ 6.0 kgf		Extraction force			≥ 30.0 kgf
Order No.	Colour	Hole-∅	Panel Thickness	"A"	"B"	"C"	"D"	"E"		
8G4056.0x4.0	B W	6.1	2.5 ~ 4.0	9.4	1.5	6.1	6.0	10.9		

Ordering example: 8G4053.0x3.0B for black
 8G4053.0x3.0W for white

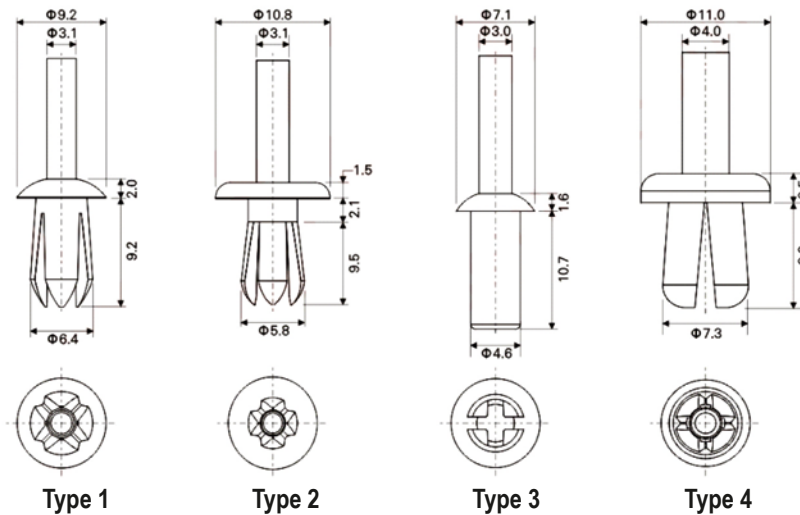
Rivets



Type push rivet
Material Nylon 6/6 V2 / DMS 801
Colour black / white
Unit mm
Standard Pack 1.000 pcs

Order No.	Colour	"A"	"B"	"C"	"D"	"E"	
8G4058.4x15.5	B	W	16.4	5.0	15.5	8.4	21.0
8G4058.5x20.8	B	W	17.0		20.8	8.5	27.4
8G4058.5x15.5	B	W			15.5		

Ordering example: 8G4058.4x15.5B for black
8G4058.4x15.5W for white

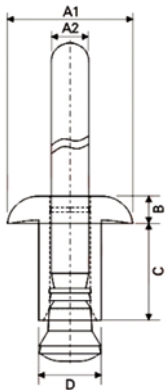


Type push rivet
Material Nylon 6/6 V2 / DMS 801
Colour black / white
Unit mm
Standard Pack 1.000 pcs



Type	Order No.	Colour
Type 1	8G406V20679	B W
Type 2	8G406V20685	B W
Type 3	8G406V20819	B W
Type 4	8G406V20678	B W

Ordering example: 8G406V20679B for black
8G406V20679W for white



Type	clinch rivet
Material	Nylon 6 V2 / DMS 811
Colour	black / white / grey / tan
Unit	mm
Standard Pack	500 pcs 1.000 pcs

Alternative in different colours available. Please request separately.

Tensile Strength Type: 12 kgf

Shear Strength Type: 12 kgf

Order No.	Colour				Hole- \emptyset	Panel Thickness	"A1"	"A2"	"B"	"C"	"D"
	black	white	grey	tan							
8G4073.2x3.5	-1	-2	-3	-4	3.3	1.0 ~ 3.5	6.4	2.1	1.4	6.4	3.2
8G4073.2x6.5	-1	-2	-3	-4		3.5 ~ 6.5				9.6	
8G4073.2x9.5	-1	-2	-3	-4		6.5 ~ 9.5				12.7	

Tensile Strength Type: 18 kgf

Shear Strength Type: 25 kgf

Order No.	Colour				Hole- \emptyset	Panel Thickness	"A1"	"A2"	"B"	"C"	"D"
	black	white	grey	tan							
8G4074.0x3.5	-1	-2	-3	-4	4.1	1.0 ~ 3.5	8.0	2.4	1.8	6.4	4.0
8G4074.0x6.5	-1	-2	-3	-4		3.5 ~ 6.5				9.6	
8G4074.0x9.5	-1	-2	-3	-4		6.5 ~ 9.5				12.7	

Tensile Strength Type: 28 kgf

Shear Strength Type: 40 kgf

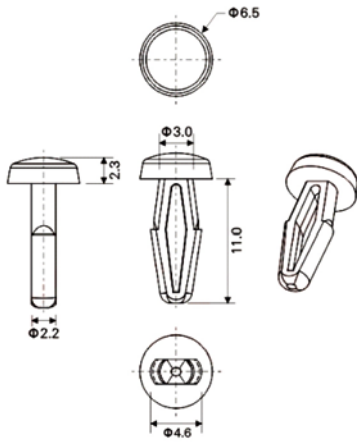
Order No.	Colour				Hole- \emptyset	Panel Thickness	"A1"	"A2"	"B"	"C"	"D"
	black	white	grey	tan							
8G4074.8x4.5	-1	-2	-3	-4	4.9	1.5 ~ 4.5	9.6	2.8	2.0	8.0	4.8
8G4074.8x7.5	-1	-2	-3	-4		4.5 ~ 7.5				11.2	
8G4074.8x10.5	-1	-2	-3	-4		7.5 ~ 10.5				14.4	

Tensile Strength Type: 40 kgf

Shear Strength Type: 65 kgf

Order No.	Colour				Hole- \emptyset	Panel Thickness	"A1"	"A2"	"B"	"C"	"D"
	black	white	grey	tan							
8G4075.6x5.0	-1	-2	-3	-4	5.7	2.0 ~ 5.0	12.0	3.4	2.2	9.6	5.6
8G4075.6x8.0	-1	-2	-3	-4		5.0 ~ 8.0				12.7	
8G4075.6x11.5	-1	-2	-3	-4		8.0 ~ 11.5				15.9	

Ordering example: 8G4073.2x3.5-1 for black
8G4073.2x3.5-2 for white

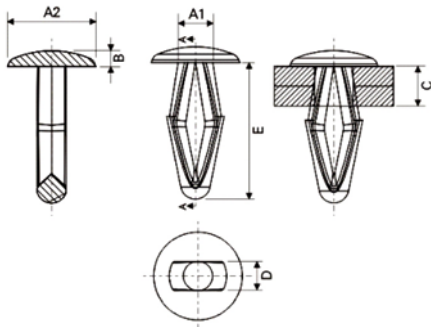


Fastener button type I

Material POM / DMS 804
Colour black / natural
Unit mm
Standard Pack 1.000 pcs

Order No.	Colour
8G414V20656	B N

Ordering example: 8G414V20656B for black

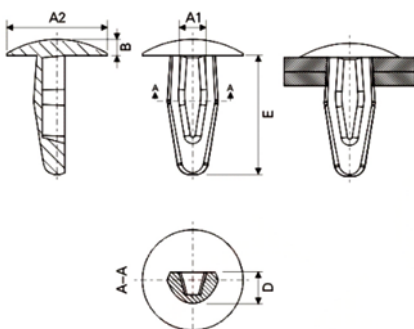


Fastener button type II

Material POM / DMS 804
Colour black / natural
Unit mm
Standard Pack 1.000 pcs

Order No.	Colour	A1	A2	B	C	D	E
8G4142.9x13.8	B N	3.5	8.9	1.6	1~5	2.9	13.8
8G41413.8x18.0	B N	4.5	12.0	2.0	6~9	3.8	18.0

Ordering example: 8G4142.9x13.8B for black
 8G4142.9x13.8N for natural



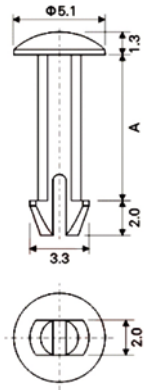
Fastener button type III

Material Nylon 6 V2 / DMS 811
Colour black / natural
Unit mm
Standard Pack 1.000 pcs

Order No.	Colour	Hole-Ø	Panel Thickness	A1	A2	B	D	E
8G4152.2x2.5	B N	3.10 ~ 3.22	2.0 ~ 2.5	2.0	7.10	1.15	2.2	8.4
8G4152.0x4.0	B N	3.22 ~ 3.58	2.9 ~ 4.0	2.4	10.30	1.70	2.0	11.1

Ordering example: 8G4152.2x2.5B for black
 8G4152.2x2.5N for natural

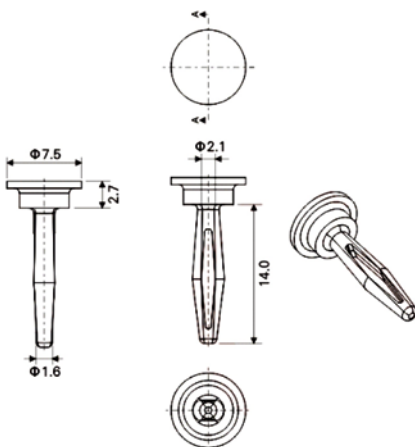
Rivets



Snap lock pin
Material
Colour
Unit
Standard Pack

Nylon 6/6 V2 / DMS 801
natural
mm
1.000 pcs

Order No.	Hole- ϕ	A
8G4162.5x4.5	2.5	4.50
8G4162.5x5.6		5.60
8G4162.5x6.0		6.00
8G4162.5x6.2		6.22
8G4162.5x7.8		7.80
8G4162.5x8.0		8.02
8G4162.5x8.3		8.38
8G4162.5x10.5		10.50
8G4162.5x16.2		16.20
8G4162.5x16.7		16.76
8G4162.5x17.8		17.80

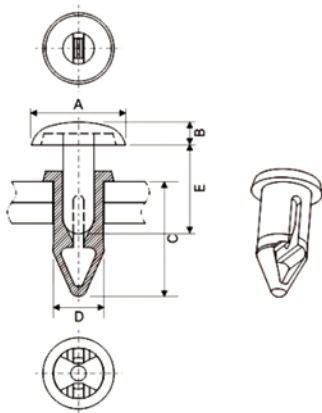


Fastener button type IV

Material POM / DMS 804
Colour natural
Unit mm
Standard Pack 1.000 pcs

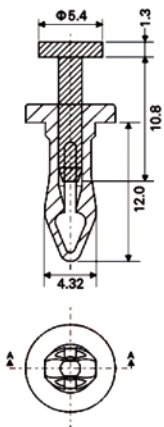
Order No.
8G417V20664

Rivets



Type snap rivet
Material Nylon 6 V2 / DMS 811
Colour black
Unit mm
Standard Pack 2.000 pcs

Order No.	"A"	"B"	"C"	"D"	"E"
8G4183.6x6.1	6.4	1.6	9.5	3.6	6.1
8G4184.2x7.1	8.0	1.8	10.0	4.2	7.1
8G4184.9x8.5	9.0	2.2	11.0	4.9	8.5



Type snap rivet
Material Nylon 6 V2 / DMS 811
Hole-ø 3.6
Panel Thickness 1 ~ 3
Colour black
Unit mm
Standard Pack 2.000 pcs

Order No.

8G419V20677

Snap Latches

General

In the following chapters Expanding Rivet- Fixing Systems for quick installation are presented. The two components snap together and ensure a secure attachment.

Material	Flammability Rating	RoHS Compliance	Dremec Material-Spezifikation
Nylon 6	V2	Yes	814
Polycarbonat	V2	Yes	812

For more details on material properties please consult the data section (DMS) of the catalogue.

Colour

Standard colours include black and white. Other colours/ materials upon request.



Page 79



Page 79



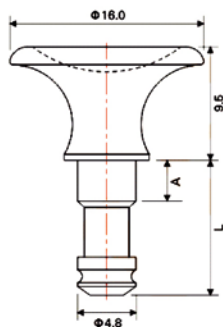
Page 79

Snap latch

+	Styles	Plunger und Grommet	+
	Material	Plunger = Nylon 6 V2 / DMS 814 Grommet = PC V2 / DMS 812	
	Colour	black / white	
	Unit	mm	
+	Standard Pack	1.000 pcs	+



Type 1



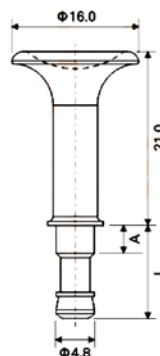
Recommendation: Refer to the grommet table for combinations

Plunger

Order No.	Colour	"L"	"A"
8G701V20536	B W	11.3	3.4
8G701V20540	B W	10.7	2.8
8G701V20542	B W	12.3	4.4
8G701V20545	B W	13.9	6.0
8G701V20547	B W	15.1	7.2



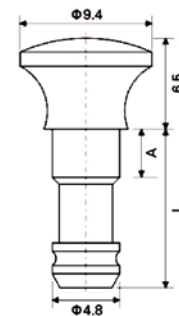
Type 2



Order No.	Colour	"L"	"A"
8G701V20644	B W	11.3	3.4



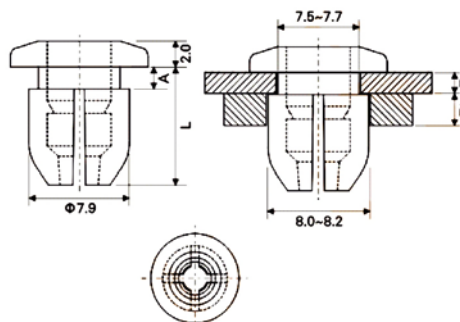
Type 3



Order No.	Colour	"L"	"A"
8G701V20514	B W	10.7	2.8
8G701V20516	B W	11.3	3.4
8G701V20519	B W	12.3	4.4
8G701V20522	B W	13.9	6.0
8G701V20524	B W	15.1	7.2

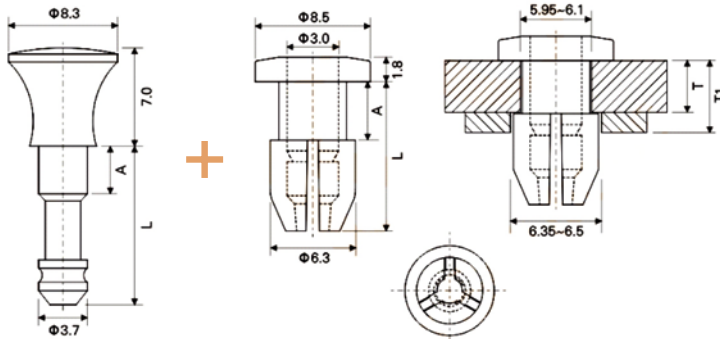
Grommet

Order No.	Colour	"L"	"A"	"T"	"T1"
8G701V20496	B W	8.6	1.2	1.1	1.5 ~ 3.7
8G701V20498	B W	9.0	1.7	1.6	2.0 ~ 4.2
8G701V20501	B W	10.0	2.7	2.5	3.0 ~ 5.2
8G701V20504	B W	11.7	4.3	4.1	4.6 ~ 6.9
8G701V20506	B W	12.9	5.5	5.3	5.8 ~ 8.0



Ordering example: 8G701V20536B for black
8G701V20536W for white

Snap latch



- +
- | | |
|----------------------|--|
| Styles | Plunger und Grommet |
| Material | Plunger= Nylon 6 V2 / DMS 814
Grommet = PC V2 / DMS 812 |
| Colour | black / white |
| Unit | mm |
| Standard Pack | 1.000 pcs |
- +

Recommendation: Refer to table for combinations

Plunger

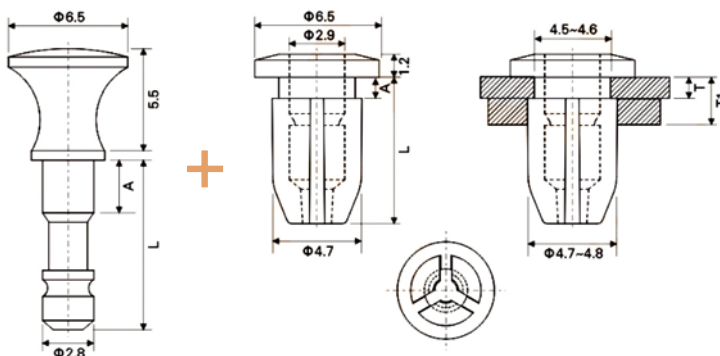
Order No.	Colour	"L"	"A"
8G7022.5x10.3	B W	10.3	2.5
8G7023.0x10.8	B W	10.8	3.0
8G7024.0x11.8	B W	11.8	4.0
8G7025.3x13.1	B W	13.1	5.3

Grommet

Order No.	Colour	"L"	"A"	"T"	"T1"
8G7021.2x8.0	B W	8.0	1.2	1.1	1.5 ~ 3.7
8G7021.7x8.5	B W	8.5	1.7	1.6	2.0 ~ 4.2
8G7022.7x9.5	B W	9.5	2.7	2.5	3.0 ~ 5.2
8G7024.3x11.0	B W	11.0	4.3	4.1	4.6 ~ 6.9

Ordering example: 8G7022.5x10.3B for black
8G7022.5x10.3W for white

Snap latch



- +
- | | |
|----------------------|--|
| Styles | Plunger und Grommet |
| Material | Plunger= Nylon 6 V2 / DMS 814
Grommet = PC V2 / DMS 812 |
| Colour | black / white |
| Unit | mm |
| Standard Pack | 1.000 pcs |
- +

Recommendation: Refer to table for combinations

Plunger

Order No.	Colour	"L"	"A"
8G7032.8x9.1	B W	9.1	2.8
8G7033.3x9.6	B W	9.6	3.3

Grommet

Order No.	Colour	"L"	"A"	"T"	"T1"
8G7031.1x7.6	B W	7.6	1.1	1.0	2.0 ~ 4.0
8G7031.6x8.1	B W	8.1	1.6	1.5	2.5 ~ 4.5

Ordering example: 8G7032.8x9.1B for black
8G7032.8x9.1W for white

General

In the following chapter plastic screws are presented.

Specification


The nylon screws are available in different versions.
Used for applications requiring an electrical insulation.

Material	Flammability Rating	RoHS Compliance	Dremec Material-Spezifikation
Nylon 6/6	V2	Yes	801

For more details on material properties please consult the data section (DMS) of the catalogue.

Colour

Standard colour is natural.



Page 83



Page 83



Page 84



Page 84




Page 85



Page 85

Slotted Cheese Head Screw



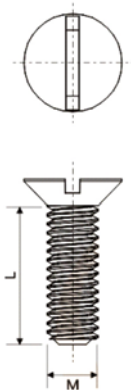
+	Cheese head	slotted	+
	Thread	M2 / M2.5 / M3 / M4 / M5 / M6	
	Material	Nylon 6/6 V2 / DMS 801	
	Colour	natural	
	Unit	mm	
	Standard Pack	1.000 pcs	



Lengths (mm)	04	04.5	05	06	06.5	08	10	12	16	20	25	30	35	40	50	60
Order No.																
8G201M2x	04		05	06		08	10	12	16	20	25					
8G201M2.5x		04.5		06		08	10	12	16	20	25					
8G201M3x	04		05	06		08	10	12	16	20	25	30	35	40		
8G201M4x				06		08	10	12	16	20	25	30		40		
8G201M5x				06		08	10	12	16	20	25	30		40	50	
8G201M6x			05	06	06.5	08	10	12	16	20	25	30		40	50	60

Ordering example: 8G201M6x60

Counter Sunk Head Screw



+	Counter sunk head	slotted	+
	Thread	M3 / M4 / M5 / M6	
	Material	Nylon 6/6 V2 / DMS 801	
	Colour	natural	
	Unit	mm	
	Standard Pack	1.000 pcs	



Lengths (mm)	05	06	07	08	10	12	15	16	18	20	25	30	35	40	42	50	60
Order No.																	
8G202M3x	05	06		08				16		20	25	30			42		
8G202M4x		06		08	10	12	15	16		20	25	30	35				
8G202M5x			07	08	10	12	15	16	18	20	25	30	35	40			
8G202M6x				08	10	12	15			20	25	30		40		50	60

Ordering example: 8G202M6x60

Slotted Counter Sunk Oval Head Screw



Counter sunk, oval head	slotted
Thread	M3 / M4 / M5 / M6
Material	Nylon 6/6 V2 / DMS 801
Colour	natural
Unit	mm
Standard Pack	1.000 pcs

Lengths (mm)	05	06	08	10	12	15	16	18	20	22	25	30	40	50
Order No.														
8G203M3x	05	06	08	10	12		16		20		25			
8G203M4x		06	08	10	12	15			20		25	30		
8G203M5x				10	12	15	16	18	20		25	30		
8G203M6x			08	10	12	15			20	22	25	30	40	50

Ordering example: 8G203M6x50

Slotted Pan Head Screw



Pan head	slotted
Thread	M2 / M2.5 / M3 / M4 / M5 / M6
Material	Nylon 6/6 V2 / DMS 801
Colour	natural
Unit	mm
Standard Pack	1.000 pcs


Lengths (mm)	04	04.5	05	06	06.5	08	10	12	16	20	25	30	35	40	50	60
Order No.																
8G204M2x	04		05	06		08	10	12	16	20	25					
8G204M2.5x		04.5		06		08	10	12	16	20	25					
8G204M3x	04		05	06		08	10	12	16	20	25	30	35	40		
8G204M4x				06		08	10	12	16	20	25	30		40		
8G204M5x				06		08	10	12	16	20	25	30		40	50	
8G204M6x			05	06	06.5	08	10	12	16	20	25	30		40	50	60

Ordering example: 8G204M6x60

Cross Recessed Oval Head Screw



+	Oval head	cross recessed	+
	Thread	M3 / M4 / M5 / M6	
	Material	Nylon 6/6 V2 / DMS 801	
	Colour	natural	
	Unit	mm	
	Standard Pack	1.000 pcs	+

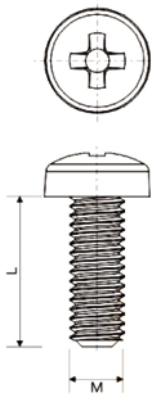


Lengths (mm)	04	05	06	06.5	08	10	12	16	20	25	30	35	40	50	60
--------------	----	----	----	------	----	----	----	----	----	----	----	----	----	----	----

Order No.															
8G205M3x	04	05	06		08	10	12	16	20	25	30	35	40		
8G205M4x			06		08	10	12	16	20	25	30		40		
8G205M5x			06		08	10	12	16	20	25	30		40	50	
8G205M6x		05	06	06.5	08	10	12	16	20	25	30		40	50	60

Ordering example: 8G205M6x60

Cross Pan Head Screw



+	Pan head	slotted and phillips	+
	Thread	M3 / M4 / M5 / M6 / M8 / M10	
	Material	Nylon 6/6 V2 / DMS 801	
	Colour	natural	
	Unit	mm	
	Standard Pack	1.000 pcs	+



Lengths (mm)	04	04.5	05	06	06.5	08	10	12	16	20	25	30	35	40	45	50	60
--------------	----	------	----	----	------	----	----	----	----	----	----	----	----	----	----	----	----

Order No.																	
8G206M2x	04		05	06		08	10	12	16	20	25						
8G206M2.5x		04.5		06		08	10	12	16	20	25						
8G206M3x	04		05	06		08	10	12	16	20	25	30	35	40			
8G206M4x				06		08	10	12	16	20	25	30		40			
8G206M5x				06		08	10	12	16	20	25	30		40		50	
8G206M6x			05	06	06.5	08	10	12	16	20	25	30		40		50	60
8G206M8x							10	12	16	20	25	30	35	40	45	50	
8G206M10x									16	20	25	30					

Ordering example: 8G206M10x30

Cross Counter Sunk Head



+	Counter sunk		+
	Thread	slotted and phillips	
	Material	M3 / M4 / M5 / M6	
	Colour	Nylon 6/6 V2 / DMS 801	
	Unit	natural	
	Standard Pack	mm	
		1.000 pcs	



Lengths (mm)	05	06	07	08	10	12	15	16	18	20	22	25	30	35	40	42	50	60	
Order No.																			
8G207M3x	05	06		08	10	12		16		20		25	30			42			
8G207M4x		06		08	10	12	15	16		20		25	30	35					
8G207M5x			07	08	10	12	15	16	18	20		25	30	35	40				
8G207M6x				08	10	12	15	16		20	22	25	30		40		50	60	

Ordering example: 8G207M6x60

Cross Counter Sunk Oval Head Screw



+	Counter sunk, oval head		+
	Thread	slotted and phillips	
	Material	M3 / M4 / M5 / M6	
	Colour	Nylon 6/6 V2 / DMS 801	
	Unit	natural	
	Standard Pack	mm	
		1.000 pcs	



Lengths (mm)	05	06	07	08	10	12	15	16	18	20	22	25	30	35	40	42	50	60	
Order No.																			
8G208M3x	05	06		08	10	12		16		20		25	30			42			
8G208M4x		06		08	10	12	15	16		20		25	30	35					
8G208M5x			07	08	10	12	15	16	18	20		25	30	35	40				
8G208M6x				08	10	12	15	16		20	22	25	30		40		50	60	

Ordering example: 8G208M6x60

General

In the following chapter circuit board holders in various styles are presented.
 The materials are glass-filled nylon 6 UL 94, polystyrene PH-60G UL 94, POM acetyl 90-44 UL 94.
 The thread inserts are made of nickel plated brass.


Material	Material-number	RoHS Compliance	Dremec Material-Spezifikation
Brass (nickel plated)	2.0401	Yes	100

Material	Flammability Rating	RoHS Compliance	Dremec Material-Spezifikation
Nylon 6/6	V2	Yes	801


For more details on material properties please consult the data section (DMS) of the catalogue.

Colour

Body colour is blue, locking pin colour is red for type 1 and white for type 2.
 Standard colour for type 3 is natural.



Page 89




Page 89



Page 90

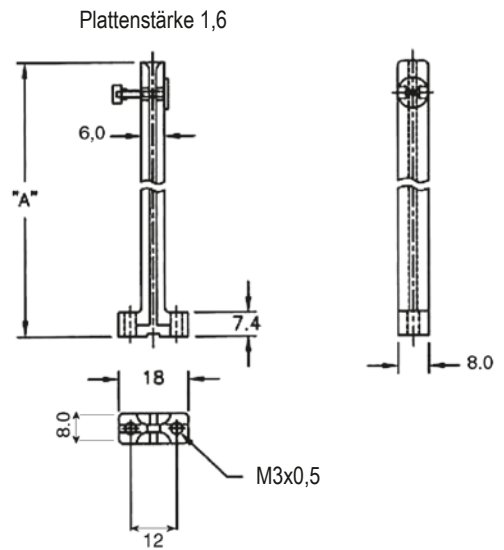
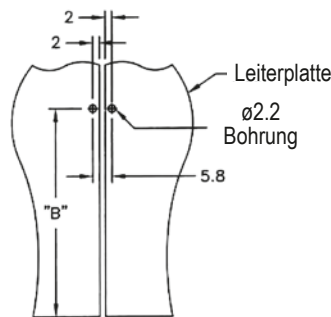
Type 1



Material Nylon 6 glass filled UL94
 Metall locking pin nickel brass
 Threaded insert M3 x 0,5 nickel brass
 Standard Pack: 100 pcs

Upon request we can supply hardware kit separately.
 Part No.: GSV-Kit 1
 Packaging 1 bag with 3 different bags:
 200 screws M3 3x8 + 200 washers + 200 lockwashers.

Order No.	A (mm)	B (mm)
8GH01x50	50,00	42,18
8GH01x65	65,00	56,50
8GH01x90	90,00	81,50
8GH01x120	120,00	112,50



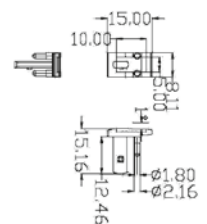
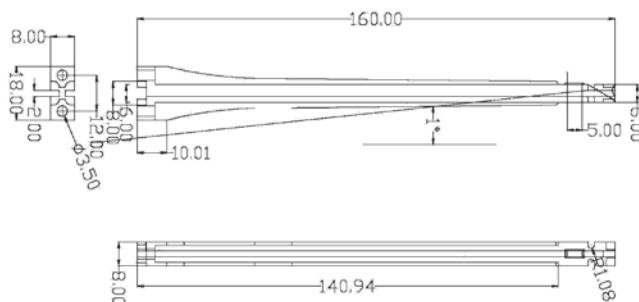
Type 2



Body material Polystyrene POLYREX® PH-60G UL 94
 Locking pin material POM Acetyl 90-44. UL94
 Threaded insert M3 x 0,5 nickel brass
 Standard Pack: 100 pcs

Upon request we can supply hardware kit separately.
 Part No.: GSV-Kit 1
 Packaging 1 bag with 3 different bags:
 200 screws M3 3x8 + 200 washers + 200 lockwashers.

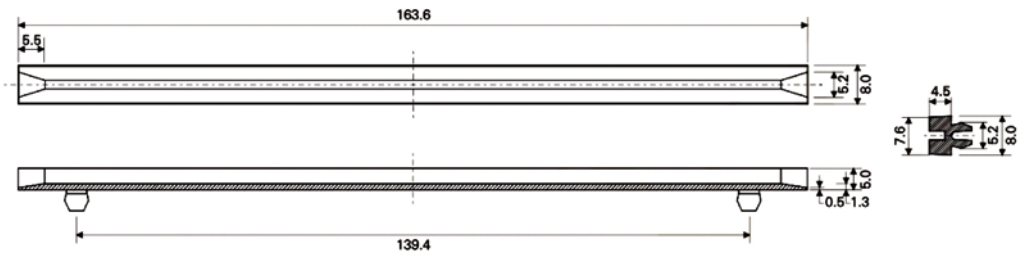
Order No.	A (mm)	B (mm)
8GH02x160	160,00	140,94



Type 3 horizontal



+	Material	Nylon 6/6 V2/ DMS 801	+
	Colour	natural	
	Unit	mm	
+	Standard Pack	1.000 pcs	+



Order No.
8GH03V60173

General

In the following chapter cable ties, cable tie holders and cable management accessories are presented. These are mainly products for the attachment and protection of cables.

Material	Flammability Rating	RoHS Compliance	Dremec Material-Spezifikation
Nylon 6/6	V2	Yes	801
Nylon 6/6	V0	Yes	806

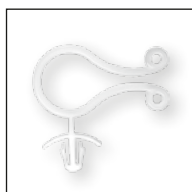
For more details on material properties please consult the data section (DMS) of the catalogue.

Colour

Standard colour is natural. Other colours/ materials upon request.




Page 93



Page 93




Page 94



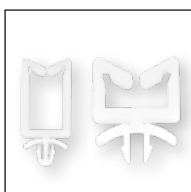
Page 95



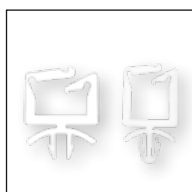
Page 96



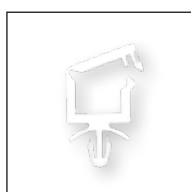
Page 96



Page 97




Page 98



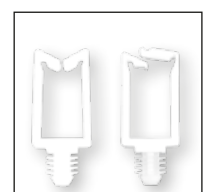
Page 98



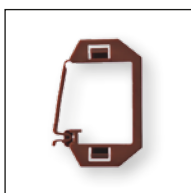
Page 99




Page 99




Page 100



Page 101

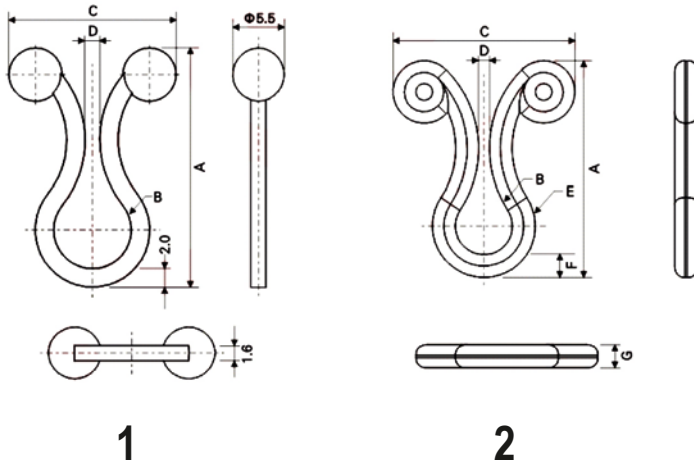


Page 101



Page 101

Twist Lock



- + **Material** Nylon 6/6 V2 / DMS 801
- + **Colour** natural
- + **Unit** mm
- + **Standard Pack** 1.000 pcs



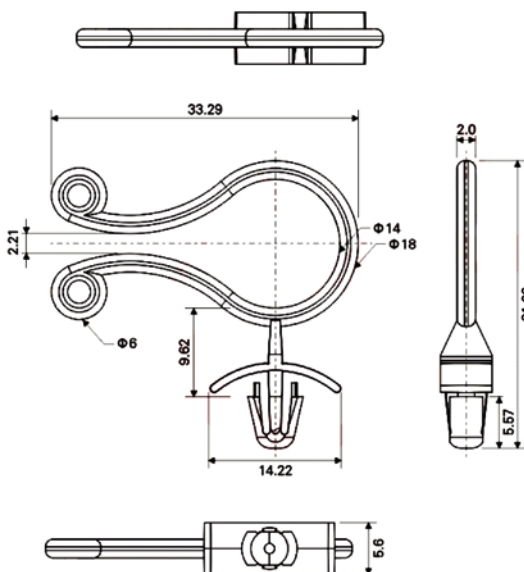
Type 1

Order No.	"A"	"B"	"C"	"D"
8GA02V60236	22.9	6.35	17.9	1.5
8GA02V60237	30.5	11.40	19.0	1.5


Type 2

Order No.	"A"	"B"	"C"	"D"	"E"	"F"	"G"
8GA02V60238	12.2	3.8	9.5	0.6	3.5	1.4	1.4
8GA02V60239	20.8	5.5	17.5	1.0	6.0	2.2	2.2

Side Entry Curly Lock



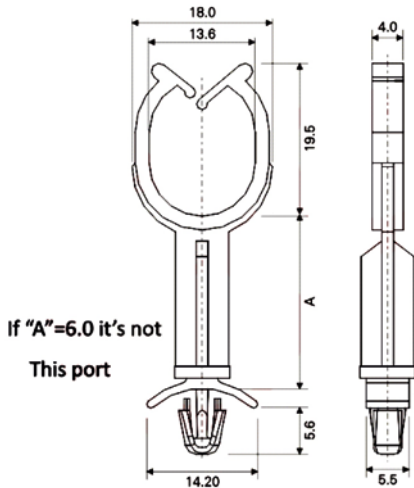
- + **Type** with snap-lock
- + **Material** Nylon 6/6 V2 / DMS 801
- + **Colour** natural
- + **Hole-Ø** 4.75 ± 0.05 mm
- + **Panel Thickness** 1.6 mm
- + **Unit** mm
- + **Standard Pack** 1.000 pcs



Order No.

8GA03V60318

Stand-Off Harness Clip

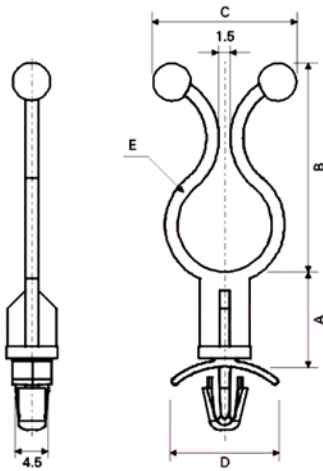


- Type** with snap-lock
- Material** Nylon 6/6 V2 / DMS 801
- Colour** natural
- Hole- ϕ** 4.75 \pm 0.05 mm
- Panel Thickness** 1.6 mm
- Unit** mm
- Standard Pack** 1.000 pcs

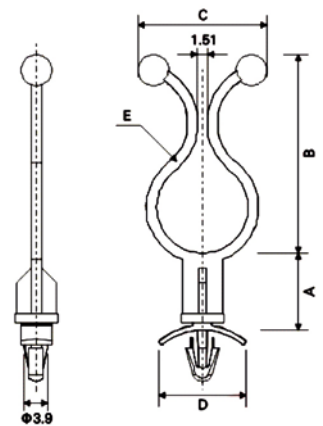
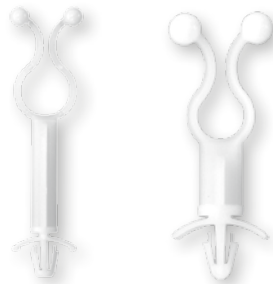
Order No.	"A" \pm 0.4
8GA04V60305	6.0
8GA04V60306	8.0
8GA04V60307	10.0
8GA04V60308	12.0
8GA04V60309	14.0
8GA04V60310	16.0
8GA04V60311	18.0
8GA04V60312	20.0
8GA04V60313	22.0
8GA04V60314	24.0
8GA04V60315	26.0
8GA04V60316	28.0

Stand-Off Twist Lock

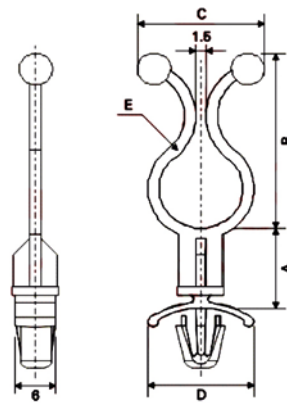
Type	with snap-lock
Material	Nylon 6/6 V2 / DMS 801
Colour	natural
Unit	mm
Standard Pack	1.000 pcs



1



2



3

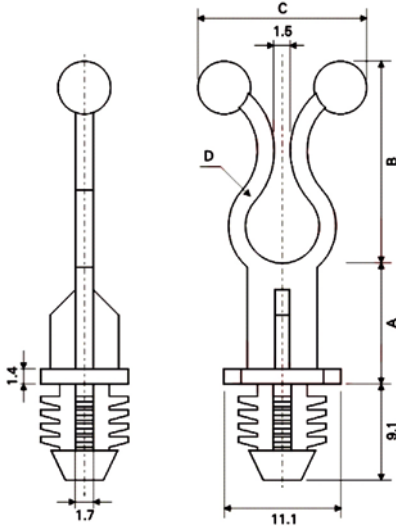
Top Hole
4.75 ± 0.08 mm
Panel Thickness
0.8 ~ 2.0 mm
"D" = 14.2
"B" = 19.1
"C" = 16.0
"E" = 7.0

Top Hole
4.0 ± 0.08 mm
Panel Thickness
0.8 ~ 2.0 mm
"D" = 14.2
"B" = 23.1
"C" = 17.5
"E" = 10.0

Top Hole
6.0 ± 0.08 mm
Panel Thickness
0.78 ~ 2.0 mm
"D" = 15.8
"B" = 27.7
"C" = 19.0
"E" = 12.5

Order No. Type 1	Order No. Type 2	Order No. Type 3	"A" ± 0.4
8GA05V60152	8GA05V60245	8GA05V60285	4.8
8GA05V60153	8GA05V60246	8GA05V60286	12.7
8GA05V60154	8GA05V60247	8GA05V60287	19.1
8GA05V60155	8GA05V60248	8GA05V60288	25.4
8GA05V60156	8GA05V60249	8GA05V60289	31.8

Stand-Off Twist Lock

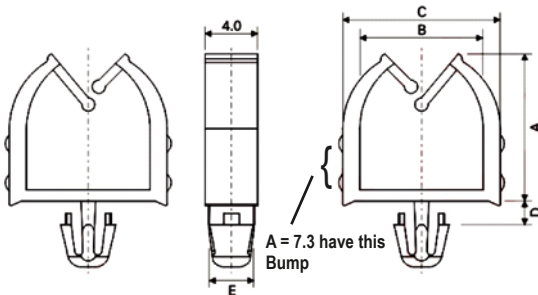


Type for blind hole
Material Nylon 6/6 V2 / DMS 801
Colour natural
Unit mm
Standard Pack 1.000 pcs

Top Hole 7.9 ± 0.08 mm Panel Thickness 6.4 mm "B" = 19.1 "C" = 16.0 "D" = 6.0	Top Hole 7.9 ± 0.08 mm Panel Thickness 6.4 mm "B" = 27.7 "C" = 19.0 "D" = 12.5	Top Hole 7.9 ± 0.08 mm Panel Thickness 6.4 mm "B" = 32.5 "C" = 21.0 "D" = 15.0
---	--	--

Order No.	Order No.	Order No.	"A" ± 0.4
8GA06V60265	8GA06V60280	8GA06V60295	4.8
8GA06V60266	8GA06V60281	8GA06V60296	12.7
8GA06V60267	8GA06V60282	8GA06V60297	19.1
8GA06V60268	8GA06V60283	8GA06V60298	25.4
8GA06V60269	8GA06V60284	8GA06V60299	31.8

Micro Wire Saddle



Type with snap-lock
Material Nylon 6/6 V2 / DMS 801
 Nylon 6/6 V0 / DMS 806
Colour natural
Unit mm
Standard Pack 1.000 pcs



E = 2.9

Order No.	"A"	"B"	"C"	"D"	Panel Thickness
8GA07V60083	7.3	6.7	9.1	1.8	1.6
8GA07V60084	9.1	8.2	10.8		
8GA07V60091	11.2	9.4	12.0		
8GA07V60092	13.0	9.4	12.0		
8GA07V60085	7.3	6.7	9.1	2.6	2.4
8GA07V60086	9.1	8.2	10.8		
8GA07V60093	11.2	9.4	12.0		
8GA07V60094	13.0	9.4	12.0		

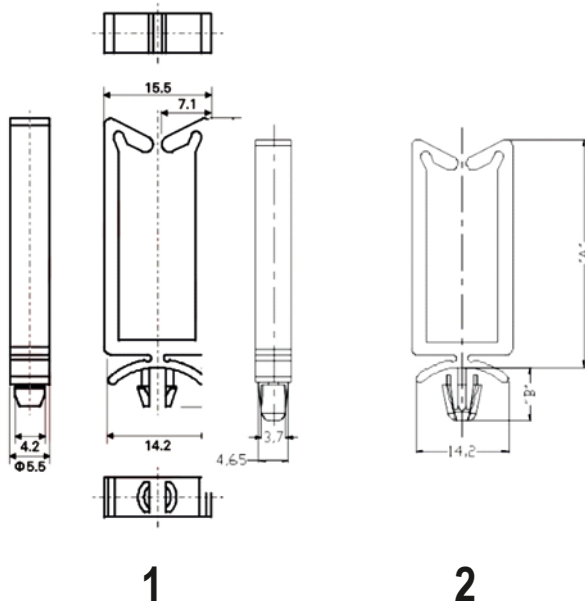
Please add the suffix "VO" to the article No. to specify the variant in VO

E = 3.43


Order No.	"A"	"B"	"C"	"D"	Panel Thickness
8GA07V60087	7.3	6.7	9.1	1.8	1.6
8GA07V60088	9.1	8.2	10.8		
8GA07V60095	11.2	9.4	12.0		
8GA07V60096	13.0	9.4	12.0		
8GA07V60089	7.3	6.7	9.1	1.8	2.4
8GA07V60090	9.1	8.2	10.8		
8GA07V60097	11.2	9.4	12.0		
8GA07V60098	13.0	9.4	12.0		

Ordering example: 8GA07V60083 for V2
 8GA07V60083VO for VO

Wire Saddle, Arrowhead Mount



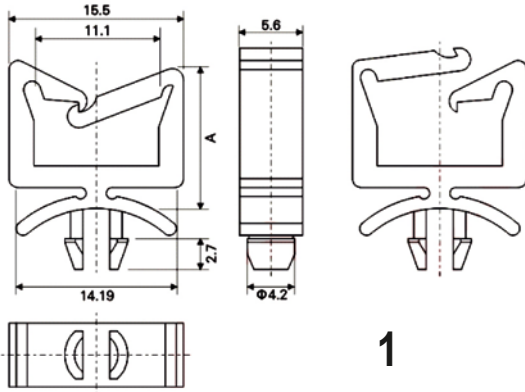
Type	with snap-lock
Material	Nylon 6/6 V2 / DMS 801
Colour	natural
Hole- \varnothing	4.75 ± 0.08 mm
Unit	mm
Standard Pack	1.000 pcs



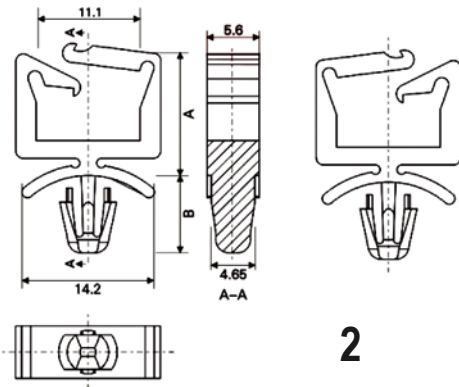
Panel Thickness 1.6 mm	Panel Thickness 1.6 mm "B" = 8.2	Panel Thickness 3.2 mm "B" = 9.8
---------------------------	--	--

Order No. Type 1	Order No. Type 2	Order No. Type 2	"A" \pm 0.4
8GA09V60115	8GA09V60119	8GA09V60126	13.0
8GA09V60116	8GA09V60120	8GA09V60127	18.0
8GA09V60117	8GA09V60122	8GA09V60128	26.9
8GA09V60118	8GA09V60124	8GA09V60129	34.8

Locking Wire Saddle, Arrowhead Mount




1



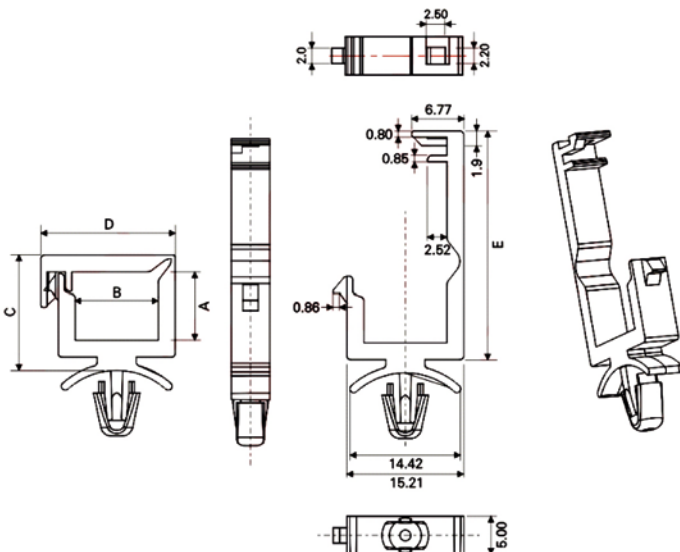
2

Type with snap-lock
Material Nylon 6/6 V2 / DMS 801
Colour natural
Hole-ø 4.75 ± 0.08 mm
Unit mm
Standard Pack 1.000 pcs



Panel Thickness 1.6 mm	Panel Thickness 1.6 mm "B" = 5.37	Panel Thickness 3.2 mm "B" = 8.27	"A" ± 0.4
Order No. Type 1	Order No. Type 2	Order No. Type 2	
8GA10V60130	8GA10V60134	8GA10V60138	13.0
8GA10V60131	8GA10V60135	8GA10V60139	18.0
8GA10V60132	8GA10V60136	8GA10V60140	27.2
8GA10V60133	8GA10V60137	8GA10V60141	35.1

Wire Saddle, Locking Top

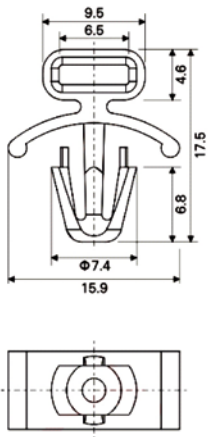


Type with snap-lock
Material Nylon 6/6 V2 / DMS 801
Colour natural
Hole-ø & Panel Thickness ø 4.8 ± 0.1 mm 1.57 mm
Unit mm
Standard Pack 1.000 pcs



Order No.	"A"	"B"	"C"	"D"	"E"
8GA12V60230	4.8	10.7	10.6	16.8	25.5
8GA12V60231	8.8	10.7	14.6	16.8	29.7

Flat Tie Holder, Arrowhead


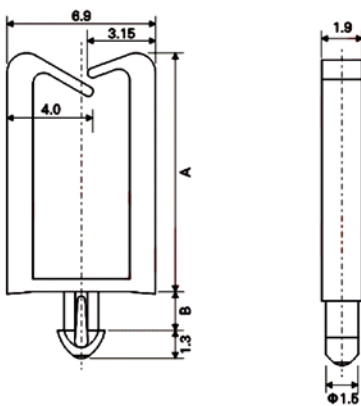


Order No.

8GA14V60317

+	Type	with snap-lock releasable	+
	Material	Nylon 6/6 V0 / DMS 806	
	Colour	natural	
	Hole-ø	ø 6.35	
	Panel Thickness	1.99 ~ 2.77 mm	
	Unit	mm	
+	Standard Pack	1.000 pcs	+

Micro Wire Saddle




+	Type	with snap-lock	+
	Material	Nylon 6/6 V2 / DMS 801 Nylon 6/6 V0 / DMS 806	
	Colour	natural	
	Hole-ø	1.75 ± 0.05 mm	
	Unit	mm	
+	Standard Pack	1.000 pcs	+

Order No.	"A"	"B"	Panel Thickness
8GA16V60075	5.8	1.70	1.57
8GA16V60076	11.2	1.70	1.60
8GA16V60077	11.2	2.30	2.20
8GA16V60078	5.8	2.45	2.36

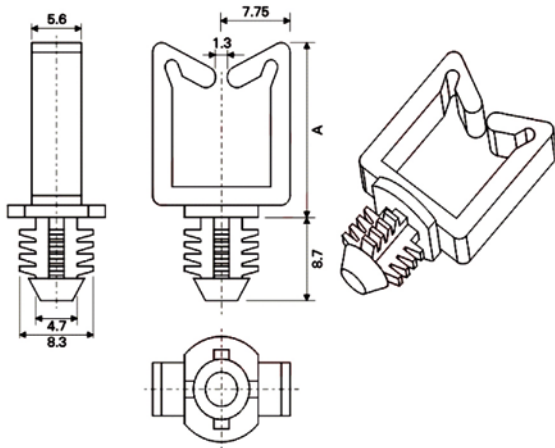
Please add the suffix "VO" to the article No. to specify the variant in VO

Ordering example: 8GA16V60075 for V2
8GA16V60075VO for VO

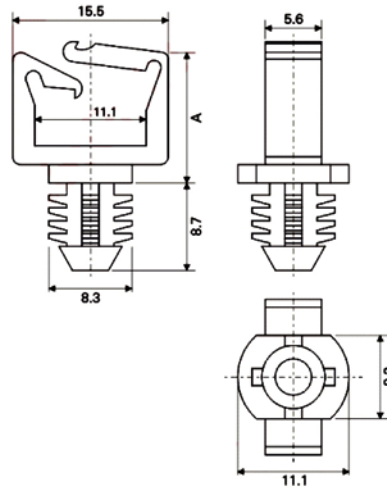
Wire Saddle with Blind Hole Mount



Type	for blind hole
Material	Nylon 6/6 V2 / DMS 801
Colour	natural
Unit	mm
Standard Pack	1.000 pcs



1



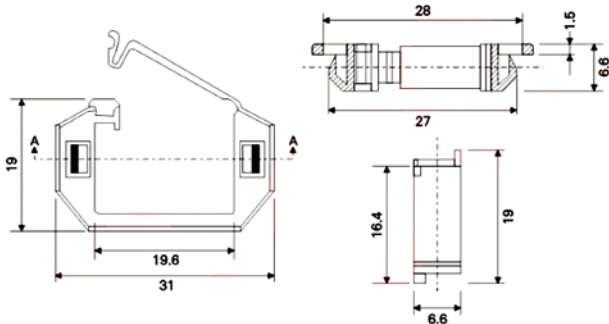
2

Hole
7.9 ± 0.08 mm
Panel Thickness
6.4 mm

Hole
7.9 ± 0.08 mm
Panel Thickness
6.4 mm

Order No. Type 1	Order No. Type 2	"A" ± 0.4
8GA17V60070	8GA17V60232	13.0
8GA17V60071	8GA17V60233	18.3
8GA17V60072	8GA17V60234	27.2
8GA17V60073	8GA17V60235	35.6

Hinged Edge Wire Saddle



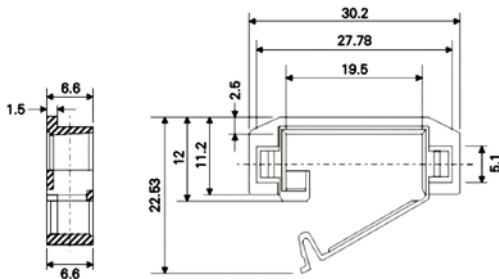
Order No.	Colour
8GA18V60371	N R

Ordering example: 8GA18V60371N for natural

Material Nylon 6/6 V2 / DMS 801
 Colour natural / red
 Unit mm
 Standard Pack 1.000 pcs



Hinged Edge Wire Saddle

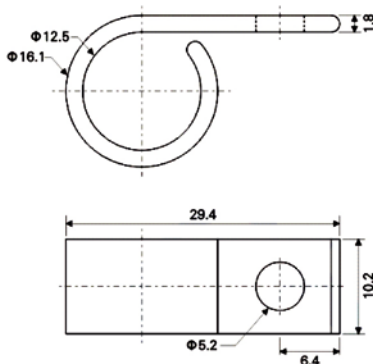


Order No.
8GA19V60060

Material Nylon 6/6 V2 / DMS 801
 Colour natural
 Unit mm
 Standard Pack 1.000 pcs



Wire Harness Clamps



Order No.
8GA20V60337

Material Nylon 6/6 V2 / DMS 801
 Colour natural
 Unit mm
 Standard Pack 1.000 pcs



Cable Tie and Accessories

General

In the following chapter cable ties, cable tie mounts, cable tie holders, cable tie bases, cable ties with Arrowhead and mounting bases are presented.

The cable tie can be easily bent by hand due to the angled tip. They are made of plastic and can be recycled.

The cable tie bases and fastening supports in combination with the standard cable ties allow for individual mounting systems to be put together.

Material	Flammability Rating	RoHS Compliance	Dremec Material-Spezifikation
Nylon 6/6	V2	Yes	801


For more details on material properties please consult the data section (DMS) of the catalogue.

Colour


Standard colour is natural. Other colours/ materials upon request.



Page 103



Page 103




Page 103



Page 10




Page 104



Page 104



Page 105

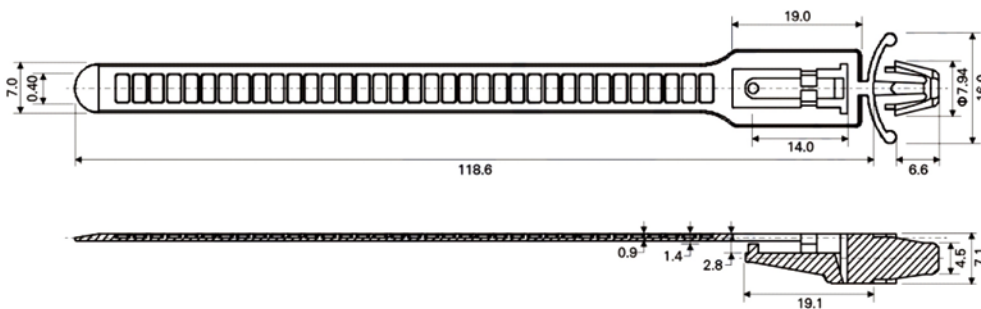


Page 105

Tie on Arrowhead – releasable –

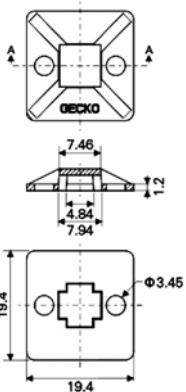


Material	Nylon 6/6 V2 / DMS 801
Colour	natural
Hole-ø	6.35 mm
Panel Thickness	1.6 mm
Max. Bundle ø	30 mm
Unit	mm
Standard Pack	1.000 pcs



Order No.
8G902V60051


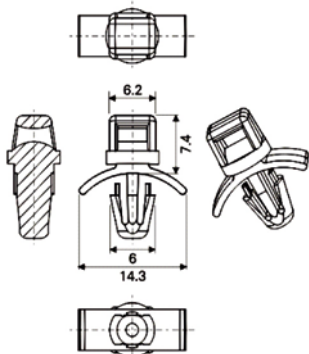
Flat Tie Holder



Order No.
8G904V60074

Material	Nylon 6/6 V2 / DMS 801
Colour	natural
Unit	mm
Standard Pack	1.000 pcs

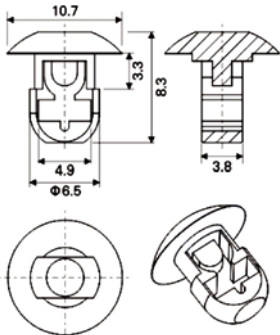
Flat Tie Holder, Arrowhead



Order No.
8G905V60181

Type	with snap-lock
Material	Nylon 6/6 V2 / DMS 801
Colour	natural
Hole-ø	4.75 ± 0.08 mm
Panel Thickness	0.79 ~ 1.98 mm
Unit	mm
Standard Pack	1.000 pcs

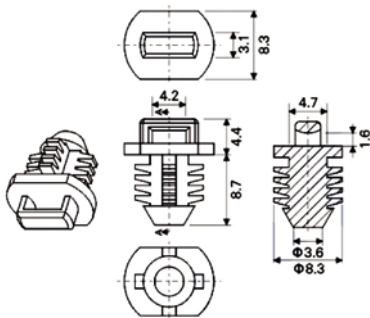
Flat Tie Holder



Order No.
8G906V60510

+	Material	Nylon 6/6 V2 / DMS 801	+
	Colour	natural	
	Hole-ø	6.35 mm	
	Panel Thickness	3.18 mm	
+	Standard Pack	1.000 pcs	+

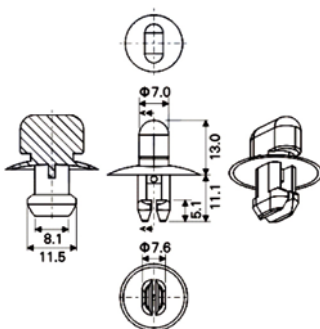
Flat Tie Holder, Blind Hole



Order No.
8G907V60063

+	Type	for blind hole	+
	Material	Nylon 6/6 V2 / DMS 801	
	Colour	natural	
	Hole-ø	7.92 ± 0.08 mm	
	Panel Thickness	6.4 mm Min	
	Unit	mm	
+	Standard Pack	1.000 pcs	+

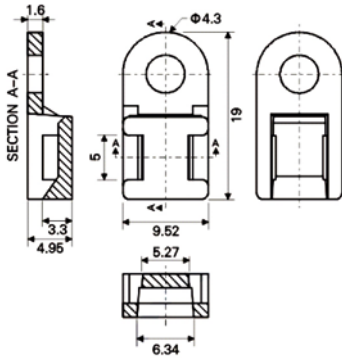
Flat Tie Holder



Order No.
8G908V60180

+	Material	Nylon 6/6 V2 / DMS 801	+
	Colour	natural	
	Unit	mm	
+	Standard Pack	1.000 pcs	+

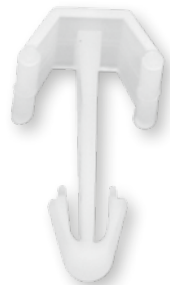
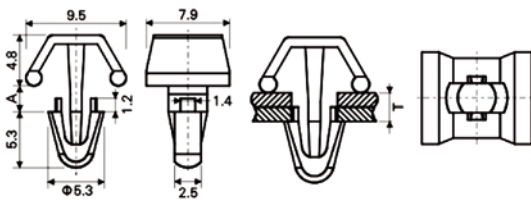
Flat Tie Holder



Order No.
8G911V60338

Material Nylon 6/6 V2 / DMS 801
 Colour natural
 Unit mm
 Standard Pack 1.000 pcs

Mounting Button



Material Nylon 6/6 V2 / DMS 801
 Colour natural
 Hole- \emptyset $\emptyset 4 \pm 0.08$ mm
 Unit mm
 Standard Pack 1.000 pcs

Order No.	"A"	"T"
8G9130.8x2.4	0.8	0.8 ~ 2.4
8G9132.1x4.0	2.1	2.4 ~ 4.0
8G9134.8x5.6	4.8	4.8 ~ 5.6
8G9135.6x7.1	5.6	5.6 ~ 7.1
8G9137.9x9.5	7.9	7.9 ~ 9.5
8G9139.5x11.1	9.5	9.5 ~ 11.1
8G91311.1x12.7	11.1	11.1 ~ 12.7
8G91312.7x14.3	12.7	12.7 ~ 14.3
8G91314.3x15.9	14.3	14.3 ~ 15.9

General

In the following chapter cable holder and cable management, PCB Support Post and PSE support post (to prevent a curvature of circuit boards) is presented.

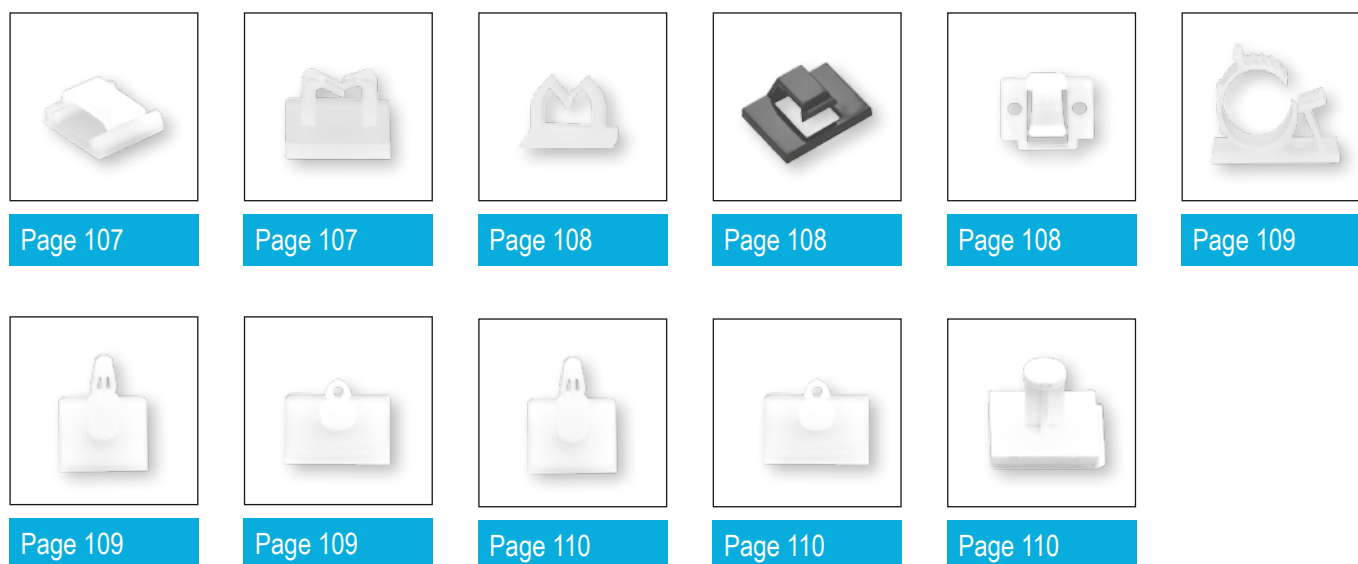
With double-sided adhesive tape.

Material	Flammability Rating	RoHS Compliance	Dremec Material-Spezifikation
Nylon 6/6	V2	Yes	801
Nylon 6/6	V0	Yes	806
Acrylic adhesive / Urethane foam tape / PE liner	not rated	Yes	807
Acrylic adhesive / Polyethylene foam tape	not rated	Yes	819
Acrylic adhesive / Urethane foam tape / PE liner	not rated	Yes	805

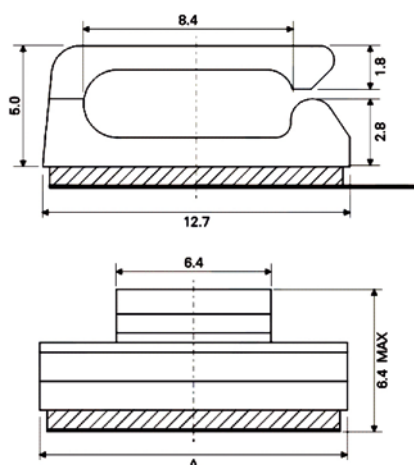
For more details on material properties please consult the data section (DMS) of the catalogue.

Colour

Standard colour is natural. Other colours/ materials upon request.



Side Entry Micro Wire Saddle – on adhesive base –



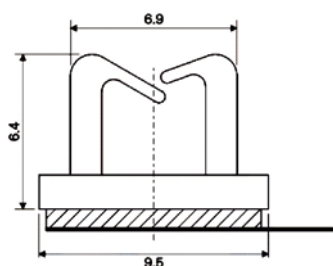
Order No.	"A" ± 0.4	Adhesive size
8GB01V60193	12.7	12.7*12.7*0.8
8GB01V60194	9.5	12.7*9.5*0.8

+	Adhesive tape	DMS 807	+
	Material	Nylon 6/6 V2 / DMS 801	
	Colour	natural	
	Unit	mm	
	Standard Pack	1.000 pcs	

Alternative as V0 (Nylon 6/6 DMS 806) available.
Please request separately.



Micro Wire Saddle – on adhesive base –



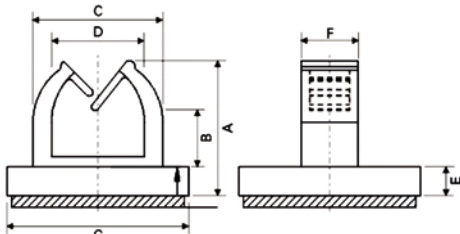
+	Adhesive tape	DMS 807	+
	Material	Nylon 6/6 V2 / DMS 801	
	Colour	natural	
	Unit	mm	
	Standard Pack	1.000 pcs	
	Adhesive size	9.5*9.5*0.8	

Alternative as V0 (Nylon 6/6 DMS 806) available.
Please request separately.



Order No.
8GB02V60195


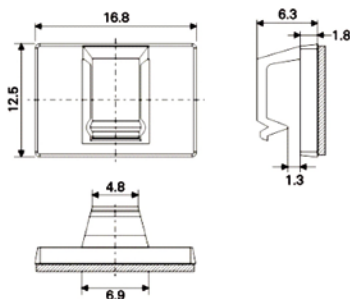
Micro Wire Saddle – on adhesive base –



- Adhesive tape** DMS 807
- Material** Nylon 6/6 V2 / DMS 801
- Colour** natural
- Unit** mm
- Standard Pack** 1.000 pcs

Alternative as V0 (Nylon 6/6 DMS 806) available.
Please request separately.

Order No.	Adhesive size	"A"	"B"	"C"	"D"	"E"	"F"	"G"
8GB03V60198	12.7*12.7*0.8	4.2	1.0	7.1	4.6	1.5	2.0	9.4
8GB03V60199		6.0	2.8					
8GB03V60200		7.4	3.2	9.1	6.4			
8GB03V60201		9.1	4.1	10.7	7.9	2.0	4.0	12.7
8GB03V60202		11.3	6.1	11.9	8.9			
8GB03V60203		12.9	7.6					

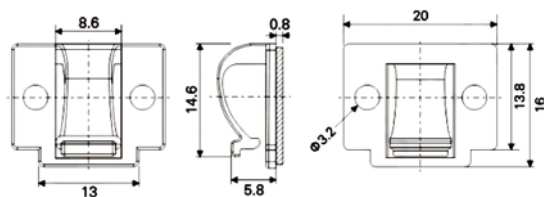


- Adhesive tape** DMS 819
- Material** Nylon 6/6 V2 / DMS 801
- Colour** natural
- Unit** mm
- Standard Pack** 1.000 pcs

Alternative as V0 (Nylon 6/6 DMS 806) available.
Please request separately.

Order No.

8GB04V60144



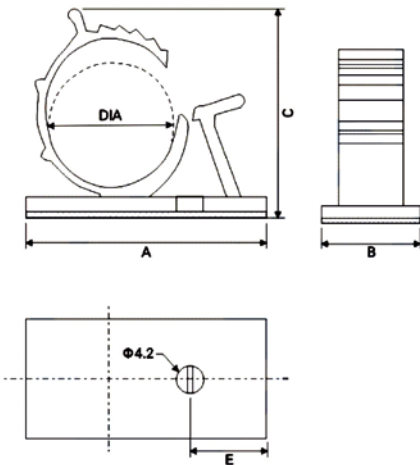
- Adhesive tape** DMS 819
- Material** Nylon 6/6 V2 / DMS 801
- Colour** natural
- Unit** mm
- Standard Pack** 1.000 pcs

Alternative as V0 (Nylon 6/6 DMS 806) available.
Please request separately.

Order No.

8GB05V60321

Adjustable Clip – on adhesive base –

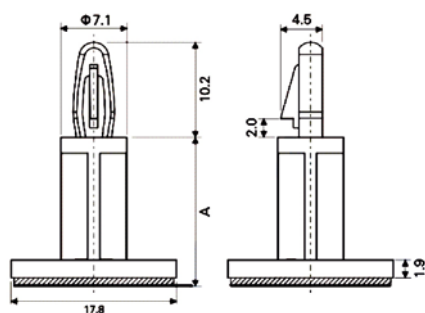


Adhesive tape DMS 805
Material Nylon 6/6 V2 / DMS 801
Colour natural
Unit mm
Standard Pack 1.000 pcs

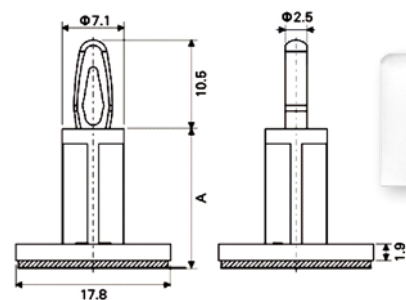
Alternative as V0 (Nylon 6/6 DMS 806) available.
Please request separately.

Order No.	Adhesive size	"A"	"B"	"C"	Clip width	"E"	"Ø"
8GB06V60182	25.4*19.0*0.8	25.4	19.1	22.0	10.2	9.0	7.0 ~ 10.3
8GB06V60183	31.5*19.0*0.8	31.5		27.7		10.0	11.9 ~ 14.3
8GB06V60184	38.1*19.0*0.8	38.1	25.4	32.8	12.7	12.0	14.7 ~ 19.1
8GB06V60185	50.5*25.0*0.8	50.5		44.5		16.0	22.2 ~ 25.4

Circuit Board Support on Base



1



2



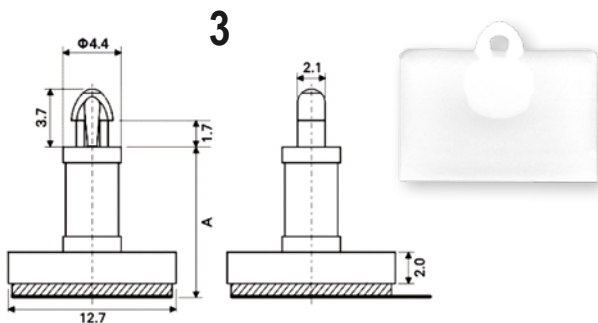
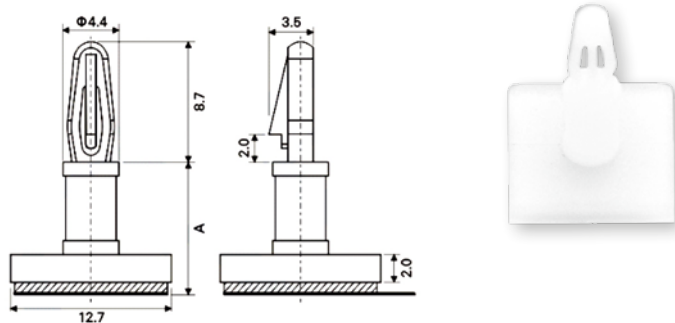
Hole-Ø 4.0 ± 0.05 mm
Panel Thickness 1.6 mm

Hole-Ø 4.0 ± 0.05 mm
Panel Thickness 1.6 mm

Order No. Type 1	Order No. Type 2	"A" ± 0.4	Adhesive size
8GB07V40992	8GB07V41001	4.8	17.0x17.0x0.8
8GB07V40993	8GB07V41002	6.4	
8GB07V40994	8GB07V41003	9.5	
8GB07V40995	8GB07V41004	12.7	
8GB07V40996	8GB07V41005	15.9	
8GB07V40997	8GB07V41006	19.1	
8GB07V40998	8GB07V41007	22.2	
8GB07V40999	8GB07V41008	25.4	
8GB07V41000	8GB07V41009	28.6	

Circuit Board Support on Base

- + Adhesive tape DMS 807
- + Material Nylon 6/6 V2 / DMS 801
- + Colour natural
- + Unit mm
- + Standard Pack 1.000 pcs



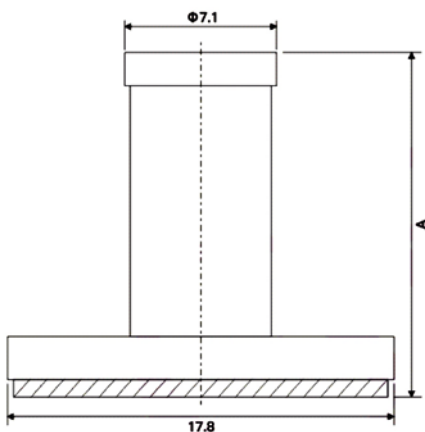
Hole- \emptyset 3.18 \pm 0.05 mm
 Panel Thickness 1.57 mm

Hole- \emptyset 2.54 \pm 0.05 mm
 Panel Thickness 1.63 mm

Order No. Type 3	Order No. Type 4	"A" \pm 0.4	Adhesive size
8GB07V41018	8GB07V41024	4.8	12.7x12.7x0.8
8GB07V41019	8GB07V41025	6.4	
8GB07V41020	8GB07V41026	9.5	
8GB07V41021	8GB07V41027	11.1	
8GB07V41022	8GB07V41028	12.7	
8GB07V41023	8GB07V41029	15.9	

Push Spacer – on adhesive base –

- + Adhesive tape DMS 807
- + Material Nylon 6/6 V2 / DMS 801
- + Colour natural
- + Unit mm
- + Standard Pack 1.000 pcs



Order No.	"A"	Adhesive size
8GB08V41254	6.0	17.0x17.0x0.8
8GB08V41255	8.0	
8GB08V41256	10.0	
8GB08V41257	12.0	
8GB08V41258	14.0	
8GB08V41259	16.0	

General

In the following chapter housing feet with rivets are presented.

Material	Flammability Rating	RoHS Compliance	Dremec Material-Spezifikation
Nylon 6/6	V2	Yes	801
Nylon 6/6	V0	Yes	806
TPV	HB	Yes	815
POM (Acetal)	HB	Yes	809
TPR	HB	Yes	810
PP	HB	Yes	821

For more details on material properties please consult the data section (DMS) of the catalogue.

Colour

Standard colour is black. Other colours/ materials upon request.

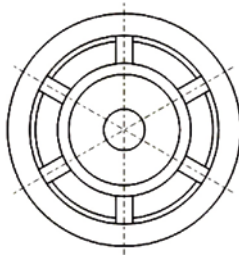
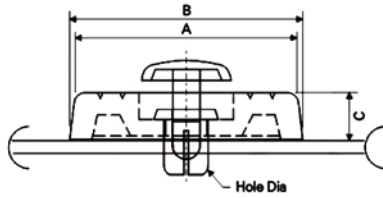


Page 113



Page 114

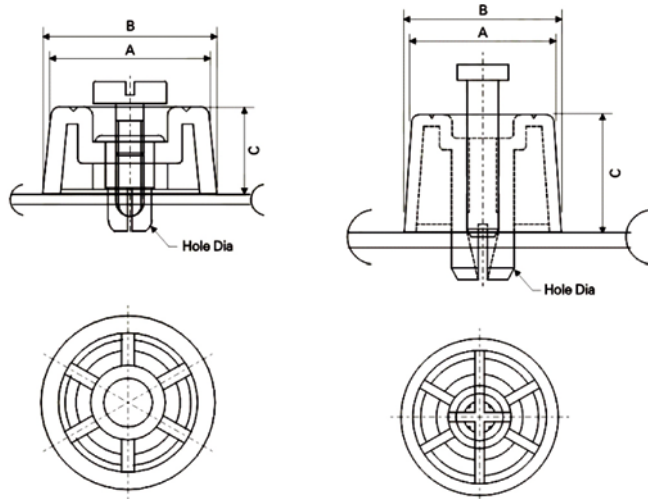
Riveted Feet



Material Feet: TPV HB / DMS 815
 Rivet: Nylon 6/6 V2 / DMS 801
Colour black
Unit mm
Standard Pack 500 pcs

Order No.	Panel Thickness	Hole- ϕ	"A"	"B"	"C"
8GD02V30014	0.8 ~ 1.8	3.1 ~ 3.2	13.5	14.2	5.5
8GD02V30177	1.8 ~ 2.8				
8GD02V30016	0.8 ~ 1.8	4.1 ~ 4.2	20.0	21.0	4.2
8GD02V30018	1.8 ~ 2.8				
8GD02V30019	2.9 ~ 3.7				
8GD02V30020	3.8 ~ 4.8				
8GD02V30021	0.6 max.	4.1 ~ 4.2	14.0	15.0	6.0
8GD02V30022	0.6 ~ 1.0				
8GD02V30023	1.0 ~ 2.0				
8GD02V30024	2.0 ~ 3.1				
8GD02V30025	3.1 ~ 4.2	4.1 ~ 4.2	14.0	15.0	6.0
8GD02V30027	0.8 ~ 1.2	5.1 ~ 5.2	14.0	15.0	6.0
8GD02V30028	1.3 ~ 2.3				
8GD02V30029	0.8 ~ 1.8	4.1 ~ 4.2	20.0	21.0	6.0
8GD02V30030	1.9 ~ 2.8				
8GD02V30031	2.9 ~ 4.0				
8GD02V30033	0 ~ 0.8	4.1~4.2	20.0	21.0	8.0
8GD02V30034	1.0 ~ 2.0				
8GD02V30035	2.1 ~ 3.0				
8GD02V30036	3.1 ~ 4.1				
8GD02V30037	0.6 ~ 1.0	4.1 ~ 4.2	14.0	15.0	9.0
8GD02V30038	1.0 ~ 2.0				
8GD02V30039	2.1 ~ 3.0				
8GD02V30041	0.8 ~ 1.2				
8GD02V30042	0.5 ~ 1.2	3.6 ~ 3.7	10.0	10.8	4.0
8GD02V30043	1.2 ~ 2.0				
8GD02V30044	1.5 ~ 2.5				
8GD02V30045	2.5 ~ 3.2				
8GD02V30046	3.5 ~ 4.5				

Riveted Feet



Material Feet: TPR HB / DMS 810
 PP HB / DMS 821
 Pin POM HB / DMS 809
Colour black
Unit mm
Standard Pack 500 pcs



Order No.	Panel Thickness	Hole- ϕ	"A"	"B"	"C"
Material: Pin POM HB / DMS 809					
8GD03V30012	1.0 ~ 2.3	5.0 ~ 5.1	20.0	24.0	14.0
8GD03V30015			18.0	20.0	10.0
8GD03V30049			28.0	30.0	15.0
Material: Feet TPR HB / DMS 810					
8GD03V30052	0.8 ~ 1.5	8.0 ~ 8.1	18.0	20.0	10.0
8GD03V30060					10.0
8GD03V30103					5.0
8GD03V30062	5.0 ~ 8.0	7.9 ~ 8.0	20.0	21.0	6.0
8GD03V30064	0.8 ~ 1.5	8.1 ~ 8.2	23.0	25.0	5.0
8GD03V30066	0.5 ~ 1.2	8.1 ~ 8.2	18.0	20.0	12.0
8GD03V30056	0.8 ~ 1.8	8.0 ~ 8.1			15.0
8GD03V30072	0.8 ~ 1.5	8.0 ~ 8.1			15.0
8GD03V30081	2.5~3.2	10.1~10.2	28.0	30.0	15.0
8GD03V30104					15.0
Material: PP HB / DMS 821					
8GD03V30054	0.8 ~ 1.5	8.0 ~ 8.1	18.0	20.0	10.0
8GD03V30063	5.0 ~ 8.0	7.9 ~ 8.0	20.0	21.0	6.0
8GD03V30065	0.8 ~ 1.5	8.1 ~ 8.2	23.0	25.0	5.0
8GD03V30067	0.5 ~ 1.2	8.1 ~ 8.2	18.0	20.0	12.0
8GD03V30058	0.8 ~ 1.8	8.0 ~ 8.1			15.0
8GD03V30069	0.5 ~ 1.2	8.1 ~ 8.2			18.0

General

In the following chapter quick fit connectors in various types are presented.

Specification


All connectors are manufactured from tin-plated material for direct soldering.

The insulator bodies are made of:


Type 1- of PA66 resin 10% glass fiber and are flame resistant,

Type 2- PA66 with 30% glass fiber and self-extinguishing.

The connectors are available in either tin-plated brass or steel.




Page 117



Page 118

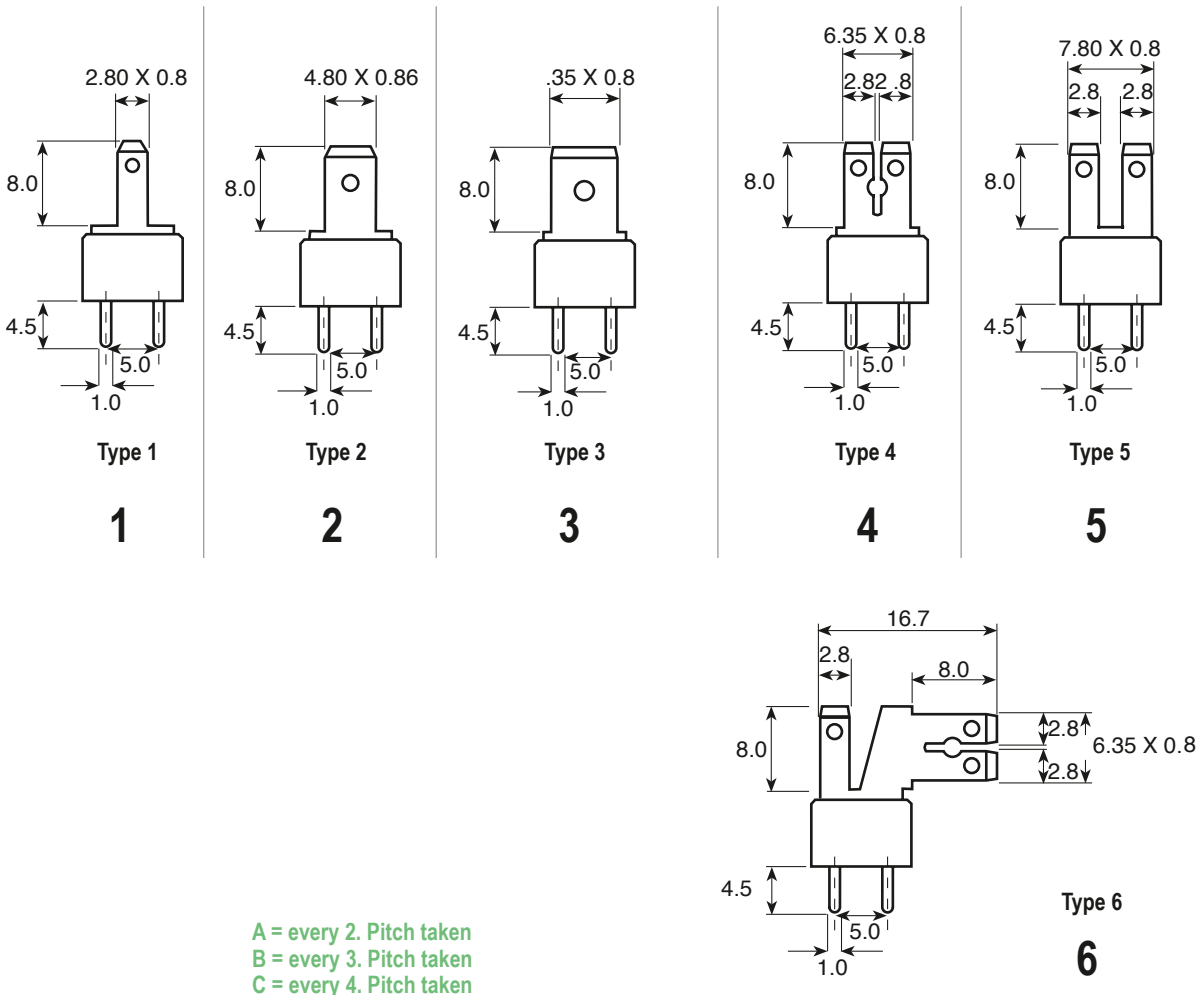
Quick-Fit-Connector

Type 1



The connector can be supplied assembled
 TABS Types available as listed.
 Pitch: 2,50 or multiple
 and with number of contacts required.

Material Insulator: Thermoplastic, PA 66 10% glass fiber reinforced,
 flame retarded with halogens for injection moulding
 Temperature Rating: -25°C to +130°C
 Voltage Rating: 600 VAC
 Current Rating: 16 Amps
 Material: Tin plated brass or Steel Nickel Tin plated thickness 0,81
 Pitch: 2,50 or multiple
 Standard Pack: 250 pcs
 Mounting holes: 1,3 mm dia.
 Tabs: 2,80 - 4,80 - 6,35 - 7,80 (.118 - .187 - .250 - .324)
 RoHS-compliant




Styles	Type	TABS-Type	Distance of TABS in mm	Number of Pitch	Steel tin plated	Brass tin plated
8GG	01	-(1-6)	- A = 5,00; - B = 7,50; - C = 10,10	x Number	ST	BR

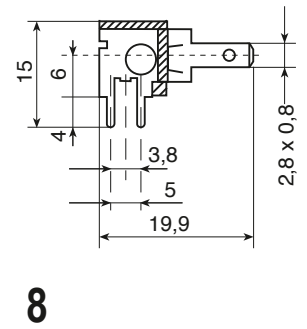
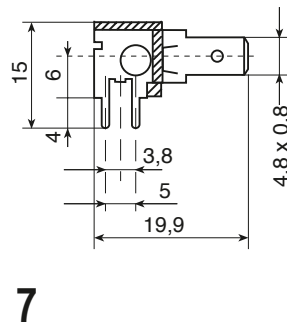
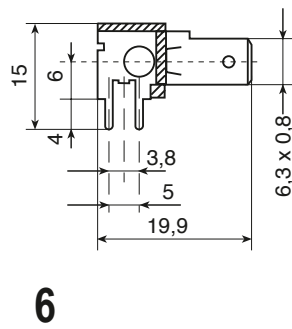
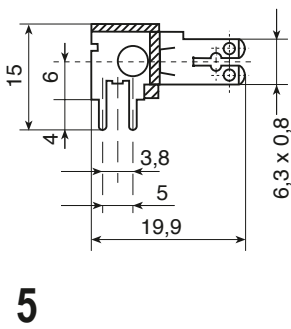
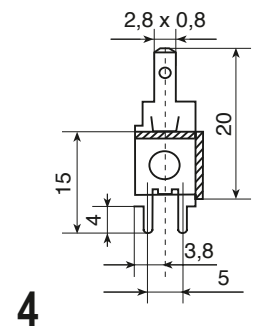
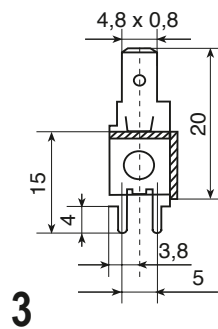
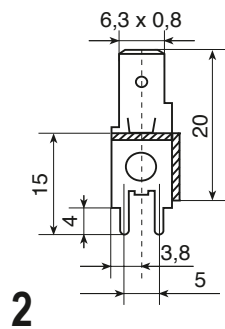
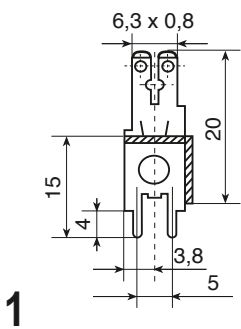
Ordering example: 8GG01-2-Cx6BR = Type 01, TABS-Type 2, every 4. Pitch taken, number of Pitch 6, Brass tin plated

Quick-Fit-Connector

Type 2



Material Insulator: Thermoplastic, PA 66 30% glass fiber self extinguishing with red phosphorous colour black.
 Temperature Rating: -30°C to +130°C
 Voltage Rating: 230 VAC
 Current Rating: 15 Amps
 Dielectric strength: 2000 VAC 1 minute
 Material: Tin plated brass or Steel Nickel Tin plated thickness 0,81
 Pitch: 2,54 or multiple
 Standard Pack: 250 pcs
 Mounting holes: 1,3 mm dia.
 Tabs: 2,80 - 4,80 - 6,35 - (.110 - .187 - .250)
 RoHS-compliant



The connector can be supplied assembled
 TABS types available as listed.
 Pitch: 2,54 or multiple
 and with number of contacts required.

A = every 2. Pitch taken
 B = every 3. Pitch taken
 C = every 4. Pitch taken

Styles	Type	TABS-Type	Distance of TABS in mm	Number of Pitch	Steel tin plated	Brass tin plated
8GG	02	-(1-8)	- A = 5,08; - B = 7,62; - C = 10,16	x Number	ST	BR

Ordering example: 8GG02-1-Bx15ST = Type 02, TABS-Type 1, every 3. Pitch taken, Number of Pitch 15, Steel tin plated

General

In this chapter, the following special items are presented:

- Pawl Lock
- Cargo Lash
- Double Deg Clamp
- Metric LED Spacer
- Body Plug
- Flat Tie Holder
- Cable Support

Material	Flammability Rating	RoHS Compliance	Dremec Material-Spezifikation
Nylon 6/6	V2	Yes	801
PC	HB	Yes	802
Nylon 6/6	V0	Yes	806
PVC	V0	Yes	808
POM (Acetal)	HB	Yes	809
PC	V2	Yes	812


For more details on material properties please consult the data section (DMS) of the catalogue.

Colour

Standard color depending on the product is black, natural, white or grey. Other colours/ materials upon request.



Page 121



Page 121




Page 122



Page 122



Page 123



Page 123

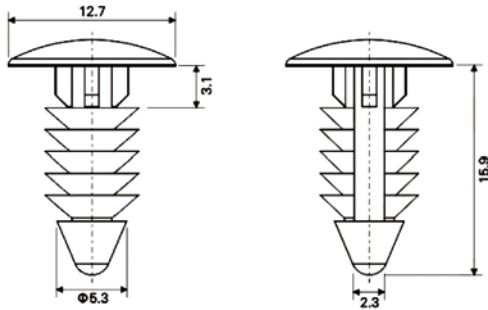


Page 124



Page 125

Pawl Lock

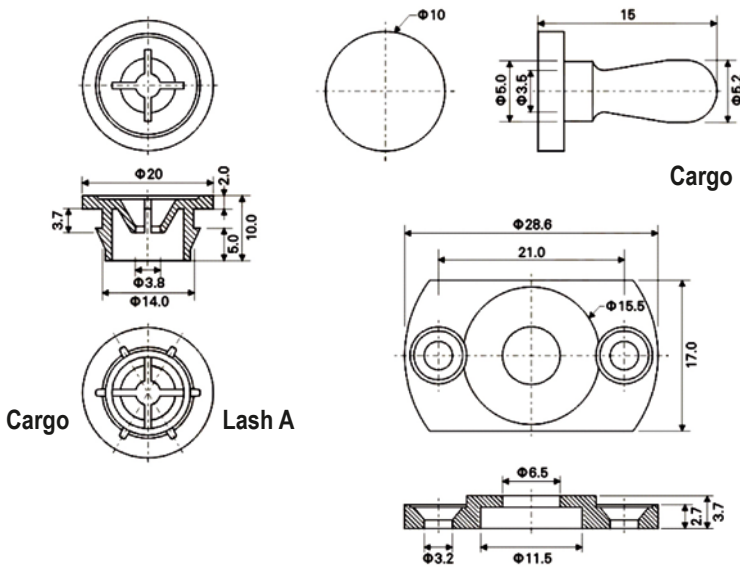


Material Nylon 6/6 V2 / DMS 801
 Colour natural / black
 Hole- ϕ 6.4 mm
 Unit mm
 Standard Pack 1.000 pcs



Order No.	Colour
8GE01V20657	N
8GE01V20658	B

Cargo Lash



Cargo Lash 1

Cargo Lash 2

Colour black / natural / grey
 Standard Pack 1.000 pcs



Type: Cargo Lash A
 Material: Nylon 6/6 V2 / DMS 801

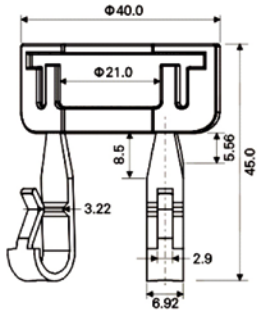
Type: Cargo Lash 1
 Material: Nylon 6/6 V2 / DMS 801

Type: Cargo Lash 2
 Material: POM HB / DMS 809

Order No.	Order No.	Order No.	Colour
8GE02V20558	8GE02V20561	8GE02V20563	B
8GE02V20559	8GE02V20562	8GE02V20564	N
8GE02V20560			G

Ordering example: 8GE02V20558B for black
 8GE02V20558N for natural

Double Deg Clamp

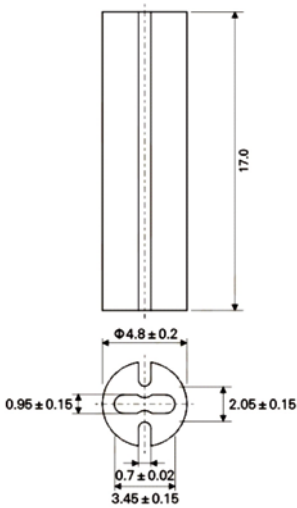


Material	Nylon 6/6 V2/ DMS 801 Nylon 6/6 V0/ DMS 806
Colour	natural
Unit	mm
Standard Pack	500 pcs

Order No.
8GE03V60034

Please add the suffix "VO" to the article No. to specify the variant in VO

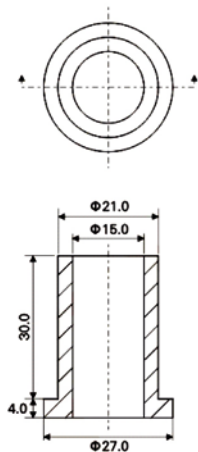
Metric LED Spacer



Material	PVC V0 / DMS 808
Colour	natural
Unit	mm
Standard Pack	500 pcs

Order No.
8GE04V80260

Body Plug


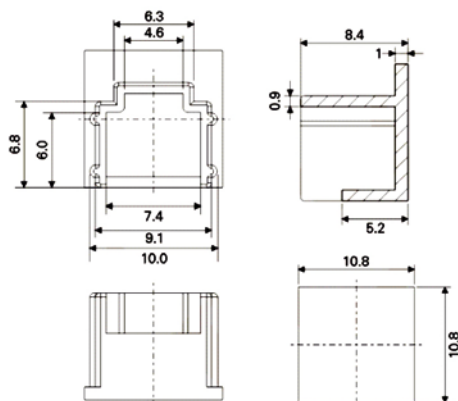


Order No.

8GE05V60065

+	Material	Nylon 6/6 V2/ DMS 801	+
	Colour	natural	
	Unit	mm	
+	Standard Pack	1.000 pcs	+

Flat Tie Holder

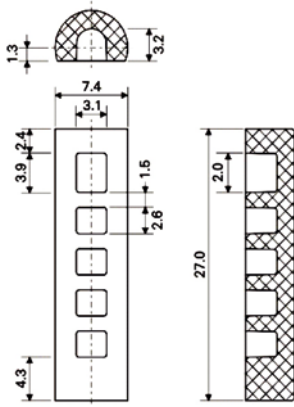


Order No.

8GE07V60355

+	Material	PC HB / DMS 802	+
	Colour	natural	
	Unit	mm	
+	Standard Pack	1.000 pcs	+

Dust Cap



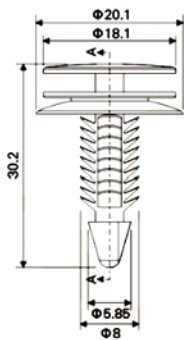
Order No.

8GE08V60334

+	Material	PC V2 / DMS 812	+
	Colour	natural	
	Unit	mm	
	Standard Pack	1.000 pcs	
+			+



Flat Tie Holder

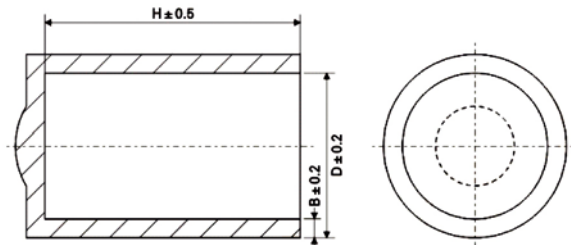


Order No.

8GE09V60405

+	Type	for blind hole	+
	Material	on request	
	Colour	natural	
	Unit	mm	
	Standard Pack	1.000 pcs	
+			+


Adapter Dust Cap



Colour black

Order No.	"H"	"D"	Order No.	"H"	"D"
8GE10V00423	6.00	2.60	8GE10V00453	22.00	140.00
8GE10V00424	10.00	1.60	8GE10V00454	22.00	155.00
8GE10V00425	10.00	3.50	8GE10V00455	22.50	12.50
8GE10V00429	12.00	31.50	8GE10V00457	25.00	31.50
8GE10V00430	12.00	54.00	8GE10V00458	25.00	73.00
8GE10V00434	14.00	3.00	8GE10V00017	25.40	17.17
8GE10V00435	14.00	48.80	8GE10V00461	40.00	63.50
8GE10V00439	15.00	36.00	8GE10V00462	44.00	8.00
8GE10V00440	15.00	49.00	8GE10V00464	45.00	28.00
8GE10V00442	16.00	2.50	8GE10V00465	50.00	92.00
8GE10V00443	16.00	4.00	8GE10V00466	53.00	89.00
8GE10V00445	16.00	4.80	8GE10V00467	100.00	10.00
8GE10V00446	17.00	44.50	8GE10V00468	100.00	24.00
8GE10V00448	19.00	100.00	8GE10V00469	100.00	26.00
8GE10V00449	19.00	125.00	8GE10V00470	118.00	17.50
8GE10V00016	19.50	10.84	8GE10V00471	120.00	33.40
8GE10V00451	20.00	59.00	8GE10V00472	125.00	11.50
8GE10V00452	20.00	64.00	8GE10V00473	131.00	14.50
			8GE10V00474	178.00	15.60

Material PVC V0 / DMS 808
 Colour black / white
 Unit mm
 Standard Pack 1.000 pcs



Colour white

Order No.	"H"	"D"
8GE10V00427	11.50	2.80
8GE10V00428	11.50	3.00
8GE10V00431	13.00	2.70
8GE10V00432	13.00	2.80
8GE10V00436	15.00	5.00
8GE10V00437	15.00	6.00
8GE10V00441	16.00	1.20
8GE10V00444	16.00	4.50
8GE10V00450	20.00	5.50

Other colours on request.

The European Union has in recent years, adopted some important Environmental regulations (RoHS / WEE). DREMEC, with the help of its suppliers, in terms of Materials, products, machinery and equipment, has gone to great lengths to ensure compliance with these regulations. All data available (DMS) has been provided from the manufacturers of the raw materials. The data however is not a legally binding assurance.

The raw material manufacturers reserve the right to change this data at any time. DREMEC does not take any responsibility. All information (illustrations, drawings, specifications) in this catalogue are not binding guarantees and it is the personal responsibility of the user to test the suitability for their own application. Dremec reserves the right to change technical details at any time.

DMS NO.	Material	Material-number	RoHS Compliance	Minimum tensile strength	Surface finish	Tolerance for length dimensions
Brass						
100	acc. to DIN 17660: Cu Zn 39 Pb 3	2.0401	Yes	430 N / mm ²	acc. to DIN 267: nickel plated (G3E)	+/- 0,1 mm
101	acc. to DIN 17660: Cu Zn 39 Pb 3	2.0401	Yes	430 N / mm ²	. / .	+/- 0,1 mm
Steel						
200	acc. to DIN 176: 11 SMn Pb 30	1.0718	Yes	500 N / mm ²	acc. to DIN 267: zinc plated (A3F)	+/- 0,1 mm (DIN 2768-m applies to SW 13)
201	acc. to DIN 176: 11 SMn Pb 30	1.0718	Yes	500 N / mm ²	. / .	+/- 0,1 mm (DIN 2768-m applies to SW 13)
Aluminium						
300	acc. to EN AW 2011: AlCuBiPb	3.1655	Yes	310 N / mm ²	. / .	+/- 0,1 mm (DIN 2768-m applies to SW 13)
Stainless steel / Niro						
400	acc. to EN 10088: X8CrNiS 18-9	1.4305	Yes	750 N / mm ²	. / .	+/- 0,1 mm (DIN 2768-m applies to SW 13)

The DREMEC material specification DMS for short, is used for identification of manufacturers, materials and their properties. All available data is provided by the manufacturers of the raw materials. The data however is not a legally binding assurance.

The manufacturers reserve the right to change this data at any time. The material test is according to UL "(Underwriters Laboratories Inc. ®) shows the classification according to the plastics reaction to fire.

With a horizontal and vertical test the behavior of fire under the influence of an open flame was tested. Detailed information about "UL" can be downloaded from the website, www.ul.com. The test levels are UL: UL94 -HB/V2/V1/V0.

The temperature ranges of the various materials are merely guidelines supplied to us by the respective raw material manufacturers. It does not represent a binding guarantee. The manufacturer reserves the right to make changes at any time.

DMS NO.	Material	UL-File No.	Flammability Rating	RoHS Compliance	Material Temperature Range					
					°C			°F		
801	Nylon 6/6	E70062	V2	Yes	-20	-	85	-4	-	185
802	PC	E45587	HB	Yes	-40	-	115	-40	-	239
803	PP	E63499	HB	Yes	0	-	65	32	-	149
804	POM Acetal	E38860	HB	Yes	-50	-	90	-58	-	194
805	Acrylic adhesive / Urethane foam tape / PE liner	MH16770	-	Yes	0	-	85	32	-	185
806	Nylon 6/6	E70062	V0	Yes	-40	-	105	-40	-	221
807	Acrylic adhesive / Urethane foam tape / PE liner	-	-	Yes	-20	-	60	-4	-	140
808	PVC	E54709	V0	Yes	0	-	105	32	-	221
809	POM Acetal	E66288	HB	Yes	-40	-	100	-40	-	212
810	TPR	E80017	HB	Yes	-60	-	135	-76	-	275
811	Nylon 6	E41871	V2	Yes	-40	-	65	-40	-	149
812	PC Polycarbonat	E123529	V2	Yes	-40	-	80	-40	-	176
813	Nylon 66/6	E41871	V0	Yes	-40	-	65	-40	-	149
814	Nylon 6	E119177	V2	Yes	-40	-	152	-40	-	306
815	TPV	E80017	HB	Yes	-50	-	90	-58	-	194
816	Polystrol / HIPS	E108538	HB	Yes	-20	-	80	-4	-	176
817	Nylon 6 25% Glass Filled	E76261	HB	Yes	-20	-	140	-4	-	284
818	Polyamid 6.6 (natural)	-	V2	Yes	-30	-	100	-22	-	212
819	Acrylic adhesive / Polyethylene foam tape	-	-	Yes	-40	-	100	-40	-	212
820	Nylon 6	E36632	HB	Yes	-40	-	120	-40	-	248
821	PP	-	HB	Yes	0	-	65	32	-	149
822	Nylon 6/6 Heat Stabilized	E49138	HB	Yes	-40	-	95	-40	-	203
823	Polyamid 6.6 (white)	E76261	V2	Yes	-30	-	100	-22	-	212
824	Polyamid 6.6 (black)	E41938	V2	Yes	-30	-	150	-22	-	302
825	Polyamid 6.0 GV (black)	-	HB	Yes	-30	-	110	-22	-	230
826	Polyamid 6.6 GV (black)	-	HB	Yes	-30	-	110	-22	-	230

RoHS Guidelines

RoHS (Restriction on Hazardous Substances) refers to the Directive 2002/95/EC of the European Parliament of 27 January 2003. From the 1 July 2006 this directive bans the subsequent use of hazardous substances in electrical and electronic equipment. Lead, mercury, cadmium, hexavalent chromium polybrominated, Biphenyl (PBB), polybrominated biphenyl ethers (PBDEs).

The WEEE (Waste Electronic Equipment) refers to Directive 2002/95/EC of the European Parliament of 27 January 2003. This directive is used primarily to prevent waste from electrical and electronic equipment, as well as their recycling. DREMEC GmbH manufactures its products in compliance with these regulations. Please contact us if you need information regarding the RoHS or WEEE.

Definition of Material Descriptions

POM Acetal = Polyacetal
Nylon = Polyamide (PA)
PC = Polycarbonate
PE = Polyethylene

PP = Polypropylene
PVC = Polyvinyl chloride
TPR = Thermoplastic rubber

Adhesive tapes

Please Note

When using self-adhesive parts the storage and handling guidelines must be followed. The support materials are either made of PE foil or paper. The excess support foil is for easier removal of the tape. Due to the different surfaces and materials the adhesive strength may vary. Our sales team will be happy to communicate with the manufacturers of the adhesive tape should you require further detailed information to the suitability for your application.

Storage instructions for standard adhesive items

The parts must be protected from UV light and stored at room temperature +23 ° C and an air humidity of 50%. In compliance with the above mentioned regulations, we can guarantee a product life of one year.

Installation instructions for Adhesive Tape

The ideal application temperature is +21 ° C to +38 ° C.

Processing information for Adhesive Items

Surface: The surface must be dry, clean and free of dust, grease, oil, release agents and cleaners. Moisture condensation is to be avoided.

Cleaning

To clean the surface only use clean cloths and compatible solvents such as benzene, alcohol, esters or ketones.

Processing

The contact pressure for parts of medium size should be between 8N to 12N. Corresponding to the size of the area, the pressure can be increased or reduced accordingly. Full adhesive strength is achieved after about 6 hours without extra pressure.

Load: The connections should be chosen so there is no leverage in the application. Shear and tensile loads must be able to distribute themselves over the entire bonding surface. Permanent peel stress can reduce the duration of the elastic connection.

Acrylic-based adhesive / rubber-based adhesive

Rubber based adhesive has a high initial adhesive strength whereas an acrylic based adhesive has a higher (mechanical) long-term stress factor. Our sales team will be happy to communicate with the manufacturers of the adhesive tape should you require further detailed information to the suitability for your application or to recommend a suitable adhesive tape. DREMEC GmbH concentrates on manufacturing its products in compliance with government regulations (RoHS non-hazardous substances) and has developed a process which ensures that the production / distribution are according to these regulations.

Conditions of Sale and Delivery of DREMEC GmbH

1. General

Our conditions of sale and delivery are applicable for all services, even if the customer specifies otherwise. Silence on our part to the conditions of the purchaser is not regarded as an acceptance or consent.

2. Prices

The prices are valid for delivery ex works, including packaging and VAT.

3. Retention of Title

Until the complete payment of the purchase price incl. collateral charges the delivered goods remain our property. By processing or alteration of the goods the purchaser does not acquire the right of property of the new object according to § 950 of the German Civil Code (BGB). If the goods are processed, mixed, blended or joined with other objects, Dremec acquires co-ownership of the new product with a share representing the proportion of the invoice value of our goods, subject to reservation of ownership, to the total value. The Buyer hereby assigns the receivables from the resale or other disposal, such as delivery contracts with all ancillary rights to us proportionally, insofar that the goods have been processed, mixed, blended or connected, and we have obtained the amount of our invoice ownership. If the buyer's claim from the resale is set on a current account relationship with his purchaser, the buyer assigns his claim from the current account relationship to the amount of the invoice value of the goods subject to reservation, to us. We hereby accept the above assignment.

4. Terms of Payment

Payments must be made within 30 days from the invoice date net or within 8 days with 2% discount. Payments shall be made without any deductions and free of transaction charges to the deliverer's designated account. The purchaser may only set off such claims which are undisputed or non-appealably assessed.

5. Deliveries

The delivery period begins with the issue of the written order confirmation and after clarification of all execution details. If we should default, the purchaser must set an appropriate extension period for delivery. After the expiry of this period the purchaser has the right to withdraw from the contract if the goods have not been notified ready for delivery up to the expiry of this time extension. However, in this case the purchaser must accept partial quantities insofar these can still be delivered within the extension of time. In this case the purchaser is also obliged to purchase from subsets if these are not delivered within the deadline. We are always entitled to partial deliveries.

The goods are delivered in conditions customary to the trade.

We reserve the right, for technical and organisational reasons, to deliver an excess of up to 10% of custom-made goods. Because our products are sold by weight, considering the tolerances of scale counters, we only accept delivery deviations of more than 2%.

6. Liability

Our liability for damages and for the reimbursement of the Expenses, no matter on which legal grounds, is limited to gross negligence and intent. This also applies for breaches of duty of our legal representatives and vicarious agents. In case of slight neglect, no matter on which legal grounds, we are only liable for breach of contract. All limitations of liability are not applicable for claims in the context of violation of life, body, or health as well as for claims from the Product Liability Act (Produkthaftungsgesetz) and other compulsory liability constituting regulations.

7. Transfer of Risk

Each delivery – including free carriage – is at the risk of the customer. The transport risk is transferred to the customer as soon as the delivery of goods to a freight forwarder, carrier or collector, but at the latest when leaving our company, has been carried out. This also applies for deliveries carried out with our forwarders.

8. Notification of Defects

Complaints of all kinds, including those relating to the absence of guaranteed properties, must be received, in writing specifying reason for complaint, within eight days of receipt of the goods. Hidden defects are to be reported immediately after discovery. Any warranty ends after twelve months after receipt of the goods. The right of complaint is void if the customer continues to process, install or sell the product after the defect is discovered. Defects of basic material which are not visible during processing in our production are excluded from the warranty. In the case of founded complaints, we are obliged to either perform a rectification of the defect, credit the reduced value or to make a replacement delivery. It is our choice which of these options is taken. The right of complaint is void if the customer buys the goods after the discovery of the defect further used, processed, installs or sells. Material defects in the processing in our production are not visible, are excluded from the warranty. We are committed to reasonable notice of defect, at our option to repair, credit note or replacement of the reduced value.

9. Quality

The tolerances of our products specified in this catalogue as well as the DREMEC factory norm, which are based on the DIN 13, DIN 76, etc. apply. According to our Certification DIN-ISO 9001:2008 we guarantee, in standard cases, a screw nut mobility for outer threads.

10. Price Quotations

Price quotations are always subject to change. They are confirmed on an immediate acceptance. Quotation prices for special parts are valid for a period of 3 months, thereafter the price on our order confirmation is applicable. In the case of information from our stock, we reserve the right to prior sales. Lead times for custom made parts are only valid at the time of the quotation.

11. Website

Orders via our website are binding for both sides. The DREMEC GmbH does not guarantee the correctness of the displayed data.

12. Place of Jurisdiction

If the purchaser is a merchant who has been entered as such in the commercial register (Vollkaufmann) the sole place of jurisdiction for all disputes resulting from the contractual relationship is the principal office of DREMEC GmbH in Löhne / Westfalen. Only the law of the Federal Republic of Germany is applicable. The United Nations Convention on Contracts for the international sale of goods and the German conflict of laws (deutsches internationales Privatrecht) are not applicable. The German version of these terms and conditions is fundamental.

13. Severability Clause

If any of the above clauses is or becomes invalid, the validity of the remaining clauses of the contract as a whole are not affected.



Contact

[We look forward to hearing from you]



Presented by:



DREMEC

Befestigungselemente GmbH
Production and Sales
Gewerbestraße 15
D-32584 Löhne
Fon: +49 (0)57 31 . 15 300 0
Telefax: +49 (0)57 31 . 15 300 30
E-Mail: vertrieb@dremec.de
www.dremec.de



X-ON Electronics

Largest Supplier of Electrical and Electronic Components

Click to view similar products for [Standoffs & Spacers](#) category:

Click to view products by [Dremec](#) manufacturer:

Other Similar products are found below :

[588-6208-02](#) [M0516-3-N](#) [M0518-3-N](#) [M0521-3-N](#) [M0524-3-N](#) [M0532-35-N](#) [M0543-4-AL](#) [M0544-35-N](#) [M0544-3-N](#) [M0545-3-AL](#) [M0553-3-N](#) [M0608-5-SS](#) [M0609-5-SS](#) [M0651-5-SS](#) [M0653-35-N](#) [M0654-4-SS](#) [M0655-5-AL](#) [M0658-35-AL](#) [M0660-4-AL](#) [M0660-4-N](#) [M0670-35-N](#) [M0671-5-N](#) [M0671-5-SS](#) [M0722-5-N](#) [M0725-6-N](#) [M0904-B-25-AL](#) [M1273-2545-AL](#) [M1273-2545-SS](#) [M1273-3005-AL](#) [M1273-3005-SS](#) [M1274-3005-AL](#) [60187](#) [60202-SP](#) [60273](#) [60335-SP](#) [60348-SP](#) [60419-SP](#) [60425-SP](#) [60473-SP](#) [60475-SP](#) [60477-SP](#) [60489-SP](#) [60491-SP](#) [60585-SP](#) [60762-SP](#) [60763-SP](#) [60872-SP](#) [M1303-3506-AL](#) [M1307-3506-AL](#) [M1314-3005-AL](#)