

# 1K2

For other options or further information please contact your local sales office.


## Product Profile

The 1K2 Series is recommended for all PCB applications and is the most compact changeover switch on the market.

Technical data see page 175

- Miniature single-pole changeover slide switch
- Ideal as a jumper replacement
- Highly compact with 2.54 mm pitch pins
- End and side by side stackable at 2.54 mm pitch
- Straight and right angled versions
- High reliability
- Gold contact as standard
- Fully sealed base suitable for solvent cleaning
- Raised actuator version suitable for through-panel operation

## Changeover switch



1K2 changeover switch, PCB mount

Part No.	Slider	Orientation	Contact Material
09.03290.01	Extended (black)	Straight	Standard Gold plated
09.10290.01	Extended (black)	Right Angled	Standard Gold plated
09.03201.02	Low Profile (red)	Straight	Standard Gold plated
09.10201.02	Low Profile (red)	Right Angled	Standard Gold plated
19.03201.01	Low Profile (red)	Straight	Tropicalised Gold plated

Actuator position is opposite of switch contact

## Change over slide switch

---

### Material

#### Material of contact

0.4 µm Au/Ni (standard version)  
2 µm Au/Ni (tropicalized version)

### Mechanical characteristics

#### Terminals

0.4 µm Au/Ni (standard version)  
2 µm Au/Ni (tropicalized version)

#### Actuating travel

1.6 mm nominal

#### Mechanical lifetime

10 000 operations

#### Resistance to heat of soldering

at 250 °C, 5 sec.

### Electrical characteristics

#### Operating voltage/-current

Nominal 12V, 500mA  
Maximum voltage 24V  
Minimum voltage 10mV, 1mA

#### Isolation resistance

>10 000MΩ at 100VDC

#### Contact resistance

<22 mΩ

#### Electrical life

1 000 operations nominal

#### Switch rating

6W

#### Electric strength

250Vrms, 50Hz

### Environmental conditions

#### Operating temperature

-40 °C ... +85 °C

#### Climate resistance

Damp heat steady:  
4 days,  
21 days (tropicalised version),  
as per IEC 60512-6-11c

#### Saline mist:

24 hours  
96 hours (tropicalised version),  
as per IEC 60512-6-11f

#### Shock resistance

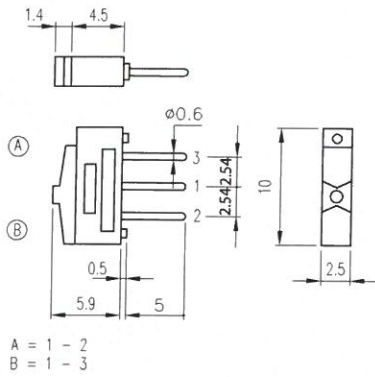
50g, 11 ms, as per IEC 60512-4-6c

#### Resistance to vibrations

10 ... 500Hz, 10g, as per IEC 60512-4-6d

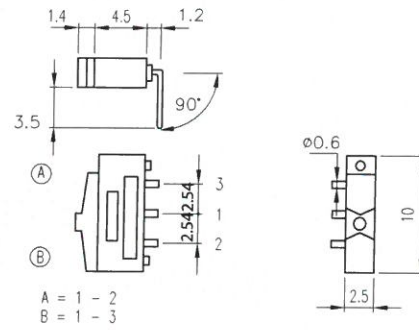
## 1K2

### Low Profile Straight



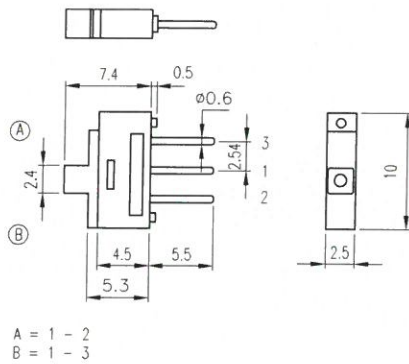
## 1K2

### Low Profile Right Angle



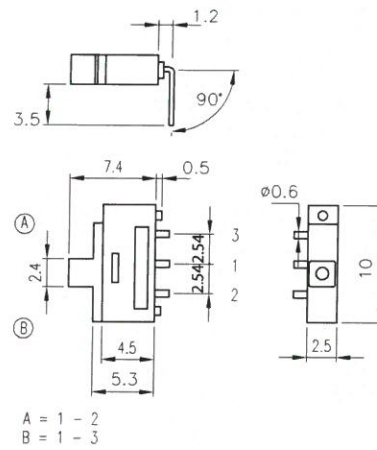
## 1K2

### Extended Straight

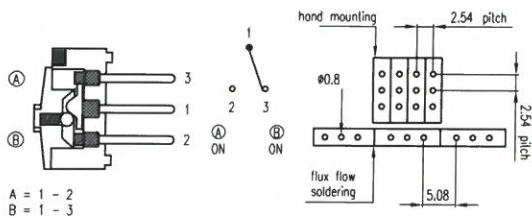


## 1K2

### Extended Right Angle



## 1K2 Layout



## X-ON Electronics

Largest Supplier of Electrical and Electronic Components

*Click to view similar products for [Slide Switches](#) category:*

*Click to view products by [EAO](#) manufacturer:*

Other Similar products are found below :

[6-1437581-1](#) [M43R](#) [MHS123K15D](#) [MHS133K](#) [MMD](#) [MSS12A](#) [1825160-3](#) [1825167-2](#) [K232CB](#) [25139NLDB](#) [25449NAH](#) [1825078-1](#)  
[1825080-4](#) [1825269-1](#) [1825270-2](#) [STS141RA04](#) [T2215BEN506](#) [GH46P000001](#) [GH49P010001](#) [25339NA](#) [M42A](#) [AYZ0202AG](#)  
[L203091MS02Q](#) [4-1437581-7](#) [X2225CR-437W](#) [48BFSP3M2QT](#) [1101M1S3ZB8E2](#) [1-1437581-1](#) [EG1218REDACTUATOR](#) [TG39W000000](#)  
[MSS42G](#) [T105S1CWZBE](#) [SLB124145](#) [SLB1280R5](#) [SLB1340R45](#) [25136NLDB](#) [TG39W000050](#) [25149NAH](#) [25439NAH](#) [TG36Y000050](#)  
[GE36P000001](#) [SL-1211C1B8](#) [46204LRX](#) [C56206L1X](#) [1977143-4](#) [1977144-4](#) [1977145-4](#) [HASS0194](#) [JS0001](#) [25149NAB](#)