


# 10BJ

## 1000 W Transient voltage suppressor



### Product features

- Low profile SMB package
- Excellent clamping capability
- 1000 W peak pulse power capability at 10/1000  $\mu$ s waveform
- Typical  $I_R$  less than 1  $\mu$ A above 12 V
- Fast response time: typically less than 1.0 ps from 0 V to  $V_{BR}$  minimum
- High temperature reflow soldering: +260 °C /40 s at terminal
- Plastic package meets UL 94 V-0 flammability rating
- Meets moisture sensitivity level (MSL) level 1
- Terminal: Solder plated leads, solderable per J-STD-002
- For surface mounted applications in order to optimize board space
- UL 497B recognized  
File No. : E198449 Guide QVGQ2

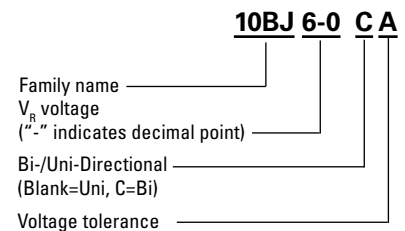
### Applications

- Consumer electronics
- Telecommunications
- Computing and servers
- Appliances
- Industrial automation
- Mobile and wearables

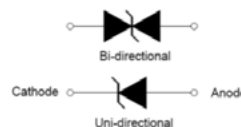
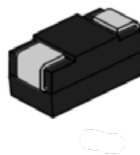
### Environmental compliance and general specifications



### Ordering part number



### PIN configuration



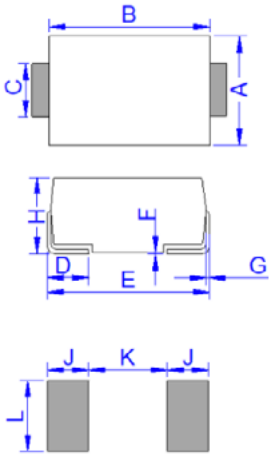
**Absolute maximum ratings**

(+25 °C, RH=45%-75%, unless otherwise noted)

Parameter	Symbol	Value	Unit
Storage operating junction temperature range	$T_{STG}/T_J$	-55 to +150	°C
Steady state power dissipation at $T_L = +75$ °C	$P_{M(AV)}$	5.0	W
Peak pulse power dissipation on 10/1000 $\mu$ s waveform	$P_{PP}$	1000	W
Maximum instantaneous forward voltage at 50 A for unidirectional	$V_F$	3.5	V
Peak forward surge current, 8.3 ms single half sine wave <sup>1</sup>	$I_{FSM}$	120	A
Typical thermal resistance junction to lead	$R_{\theta JL}$	20	°C/W
Typical thermal resistance junction to ambient	$R_{\theta JA}$	100	°C/W

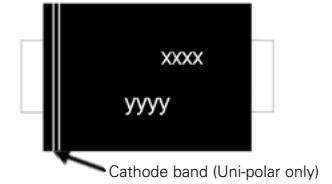
1. Measured on 8.3 ms single half sine wave or equivalent square wave for unidirectional device only, duty cycle = 4 per minute maximum

**Mechanical parameters, pad layout- mm**



Dimension	Millimeters		Inches	
	Minimum	Maximum	Minimum	Maximum
A	3.30	3.94	0.130	0.155
B	4.30	4.80	0.169	0.189
C	1.90	2.20	0.075	0.087
D	0.95	1.52	0.037	0.060
E	5.20	5.60	0.205	0.220
F	0.051	0.203	0.002	0.008
G	0.15	0.31	0.006	0.012
H	2.10	2.40	0.083	0.094
J	2.20		0.087	
K		2.60		0.102
L	2.30		0.091	

**Part marking**

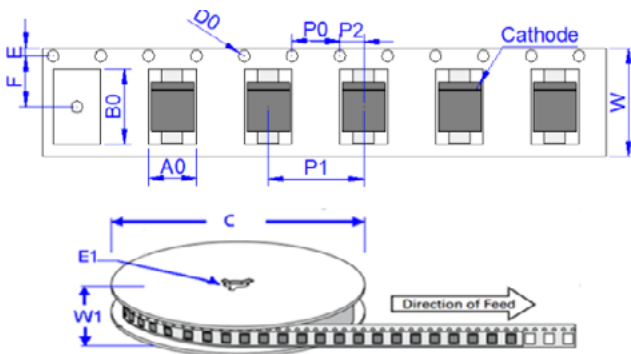


Part marking: xxxx = Date code  
yyyy- Refer to marking designator listed in Electrical Characteristics table

**Packaging information (mm)**

Drawing not to scale.

Supplied in tape and reel packaging, 3,000 parts per 13" diameter reel (EIA-481 compliant)



Dimensions	Millimeters	Inches
A0	3.76 ± 0.3	0.148 ± 0.012
B0	5.69 ± 0.3	0.224 ± 0.012
C	330.0	13.0
D0	1.55 ± 0.1	0.061 ± 0.004
E	1.75 ± 0.2	0.069 ± 0.008
E1	13.3 ± 0.3	0.524 ± 0.012
F	5.5 ± 0.2	0.217 ± 0.008
P0	4.00 ± 0.2	0.157 ± 0.008
P1	8.00 ± 0.2	0.315 ± 0.008
P2	2.00 ± 0.2	0.079 ± 0.008
W	12.0 ± 0.2	0.472 ± 0.008
W1	15.7 ± 2.0	0.618 ± 0.079

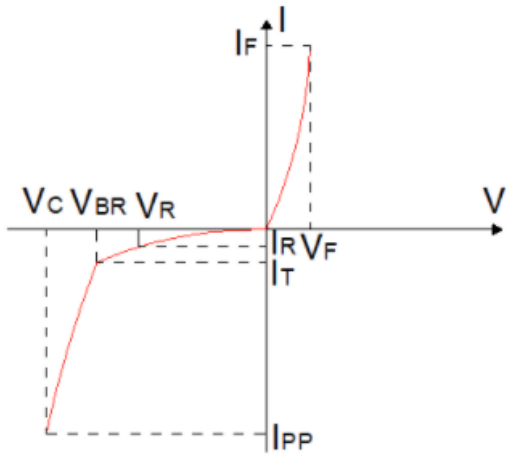
10BJ  
1000 W Transient voltage suppressor

Electrical characteristics (+25 °C)

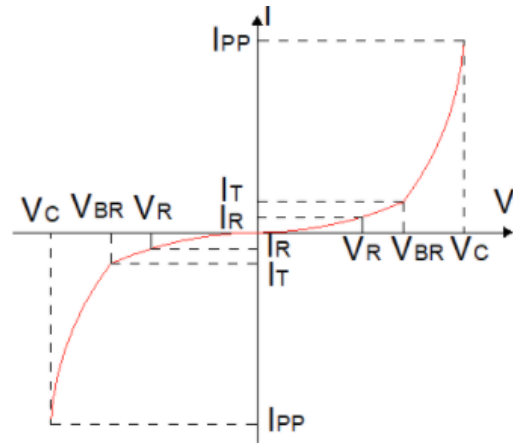
Part number		Marking		V <sub>R</sub> (V)	I <sub>R</sub> @ V <sub>R</sub> (μA)	V <sub>BR</sub> @ I <sub>T</sub>		I <sub>T</sub> (mA)	V <sub>C</sub> @ I <sub>PP</sub> max (V)	I <sub>PP</sub> (A)
Uni-polar	Bi-polar	Uni	Bi			min (V)	max (V)			
10BJ5-0A	10BJ5-0CA	A5	C5	5.0	200	6.40	7.00	10	9.2	108.7
10BJ6-0A	10BJ6-0CA	A6	C6	6.0	200	6.67	7.37	10	10.3	97.1
10BJ6-5A	10BJ6-5CA	A6V	C6V	6.5	120	7.22	7.98	10	11.2	89.3
10BJ7-0A	10BJ7-0CA	A7	C7	7.0	80	7.78	8.60	10	12.0	83.4
10BJ7-5A	10BJ7-5CA	A7V	C7V	7.5	50	8.33	9.21	1	12.9	77.6
10BJ8-0A	10BJ8-0CA	A8	C8	8.0	20	8.89	9.83	1	13.6	73.6
10BJ8-5A	10BJ8-5CA	A8V	C8V	8.5	10	9.44	10.40	1	14.4	69.5
10BJ9-0A	10BJ9-0CA	A9	C9	9.0	5	10.00	11.10	1	15.4	65.0
10BJ10A	10BJ10CA	A10	C10	10	2	11.10	12.30	1	17.0	58.9
10BJ11A	10BJ11CA	A11	C11	11	2	12.20	13.50	1	18.2	55.0
10BJ12A	10BJ12CA	A12	C12	12	2	13.30	14.70	1	19.9	50.3
10BJ13A	10BJ13CA	A13	C13	13	1	14.40	15.90	1	21.5	46.6
10BJ14A	10BJ14CA	A14	C14	14	1	15.60	17.20	1	23.2	43.1
10BJ15A	10BJ15CA	A15	C15	15	1	16.70	18.50	1	24.4	41.0
10BJ16A	10BJ16CA	A16	C16	16	1	17.80	19.70	1	26.0	38.5
10BJ17A	10BJ17CA	A17	C17	17	1	18.90	20.90	1	27.6	36.3
10BJ18A	10BJ18CA	A18	C18	18	1	20.00	22.10	1	29.2	34.3
10BJ20A	10BJ20CA	A20	C20	20	1	22.20	24.50	1	32.4	30.9
10BJ22A	10BJ22CA	A22	C22	22	1	24.40	26.90	1	35.5	28.2
10BJ24A	10BJ26CA	A24	C24	24	1	26.70	29.50	1	38.9	25.7
10BJ26A	10BJ26CA	A26	C26	26	1	28.90	31.90	1	42.1	23.8
10BJ28A	10BJ28CA	A28	C28	28	1	31.10	34.40	1	45.4	22.1
10BJ30A	10BJ30CA	A30	C30	30	1	33.30	36.80	1	48.4	20.7
10BJ33A	10BJ33CA	A33	C33	33	1	36.70	40.60	1	53.3	18.8
10BJ36A	10BJ40CA	A36	C36	36	1	40.00	44.20	1	58.1	17.2
10BJ40A	10BJ40CA	A40	C40	40	1	44.40	49.10	1	64.5	15.5
10BJ43A	10BJ43CA	A43	C43	43	1	47.80	52.80	1	69.4	14.4
10BJ45A	10BJ45CA	A45	C45	45	1	50.00	55.30	1	72.7	13.8
10BJ48A	10BJ48CA	A48	C48	48	1	53.30	58.90	1	77.4	13.0
10BJ51A	10BJ54CA	A51	C51	51	1	56.70	62.70	1	82.4	12.2
10BJ54A	10BJ54CA	A54	C54	54	1	60.00	66.30	1	87.1	11.5
10BJ58A	10BJ60CA	A58	C58	58	1	64.40	71.20	1	93.6	10.7
10BJ60A	10BJ60CA	A60	C60	60	1	66.70	73.70	1	96.8	10.3
10BJ64A	10BJ64CA	A64	C64	64	1	71.10	78.60	1	103.0	9.7
10BJ70A	10BJ70CA	A70	C70	70	1	77.80	86.00	1	113.0	8.9
10BJ75A	10BJ75CA	A75	C75	75	1	83.30	92.10	1	121.0	8.3
10BJ78A	10BJ78CA	A78	C78	78	1	86.70	95.80	1	126.0	7.9
10BJ85A	10BJ85CA	A85	C85	85	1	94.40	104.0	1	137.0	7.3
10BJ90A	10BJ90CA	A90	C90	90	1	100.0	111.0	1	146.0	6.9
10BJ100A	10BJ100CA	A100	C100	100	1	111.0	123.0	1	162.0	6.2
10BJ110A	10BJ110CA	A110	C110	110	1	122.0	135.0	1	177.0	5.6
10BJ120A	10BJ120CA	A120	C120	120	1	133.0	147.0	1	193.0	5.2
10BJ130A	10BJ130CA	A130	C130	130	1	144.0	159.0	1	209.0	4.8
10BJ150A	10BJ150CA	A150	C150	150	1	167.0	185.0	1	243.0	4.2
10BJ160A	10BJ160CA	A160	C160	160	1	178.0	197.0	1	259.0	3.9
10BJ170A	10BJ170CA	A170	C170	170	1	189.0	209.0	1	275.0	3.7
10BJ180A	10BJ180CA	A180	C180	180	1	201.0	222.0	1	292.0	3.5
10BJ190A	10BJ190CA	A190	C190	190	1	211.0	234.0	1	307.0	3.3
10BJ200A	10BJ200CA	A200	C200	200	1	224.0	247.0	1	324.0	3.1

**Ratings and V-I characteristic curves** (+25 °C unless otherwise noted)

**V- I curve characteristics (Uni-directional)**



**V- I curve characteristics (Bi-directional)**



Surge waveform: 10/1000 μs

V<sub>R</sub>: Stand-off voltage – Maximum voltage that can be applied

V<sub>BR</sub>: Breakdown voltage -

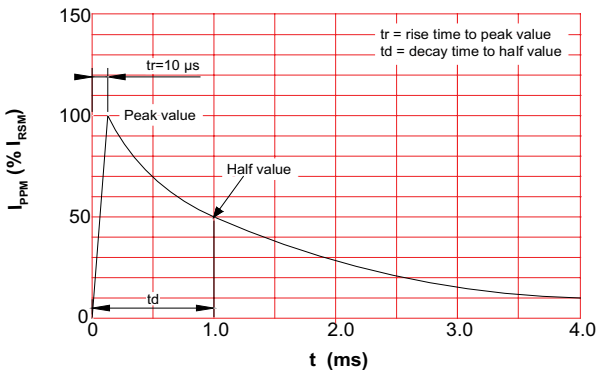
V<sub>C</sub>: Clamping voltage – Peak voltage measured across the suppressor at a specified I<sub>pp</sub>

I<sub>R</sub>: Reverse leakage current -

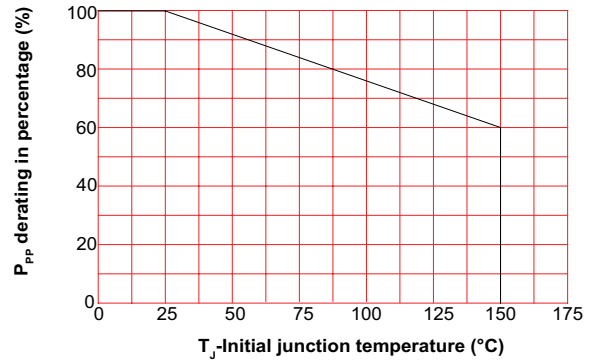
I<sub>T</sub>: Test current

V<sub>F</sub>: Forward voltage drop for Uni-directional TVS diode

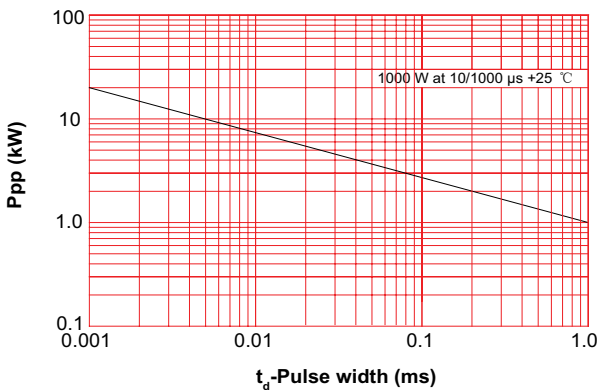
**Pulse waveform**



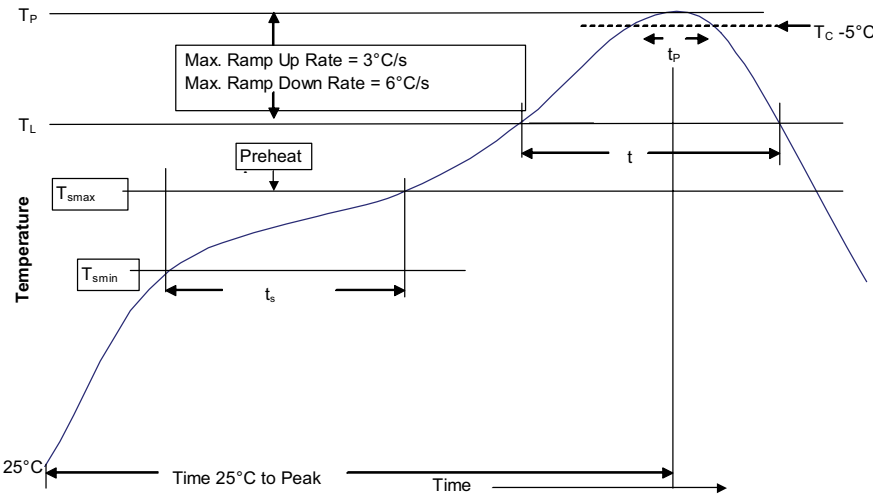
**Pulse derating curve**



**Peak pulse power dissipation vs. pulse width**



**Solder reflow profile**



**Table 1 - Standard SnPb solder ( $T_C$ )**

Package thickness	Volume $\text{mm}^3$ <350	Volume $\text{mm}^3$ $\geq$ 350
<2.5 mm	235 °C	220 °C
$\geq$ 2.5 mm	220 °C	220 °C

**Table 2 - Lead (Pb) free solder ( $T_C$ )**

Package thickness	Volume $\text{mm}^3$ <350	Volume $\text{mm}^3$ 350 - 2000	Volume $\text{mm}^3$ >2000
<1.6 mm	260 °C	260 °C	260 °C
1.6 – 2.5 mm	260 °C	250 °C	245 °C
>2.5 mm	250 °C	245 °C	245 °C

**Reference J-STD-020**

Profile feature	Standard SnPb solder	Lead (Pb) free solder
Preheat and soak	<ul style="list-style-type: none"> <li>Temperature min. (<math>T_{smin}</math>)</li> <li>Temperature max. (<math>T_{smax}</math>)</li> <li>Time (<math>T_{smin}</math> to <math>T_{smax}</math>) (<math>t_s</math>)</li> </ul>	<ul style="list-style-type: none"> <li>100 °C</li> <li>150 °C</li> <li>60-120 seconds</li> </ul>
Ramp up rate $T_L$ to $T_p$	3 °C/ second max.	3 °C/ second max.
Liquidous temperature ( $T_L$ ) Time ( $t_L$ ) maintained above $T_L$	<ul style="list-style-type: none"> <li>183 °C</li> <li>60-150 seconds</li> </ul>	<ul style="list-style-type: none"> <li>217 °C</li> <li>60-150 seconds</li> </ul>
Peak package body temperature ( $T_p$ )*	Table 1	Table 2
Time ( $t_p$ )* within 5 °C of the specified classification temperature ( $T_C$ )	20 seconds*	40 seconds*
Ramp-down rate ( $T_p$ to $T_L$ )	6 °C/ second max.	6 °C/ second max.
Time 25 °C to peak temperature	6 minutes max.	8 minutes max.

\* Tolerance for peak profile temperature ( $T_p$ ) is defined as a supplier minimum and a user maximum.

Life Support Policy: Eaton does not authorize the use of any of its products for use in life support devices or systems without the express written approval of an officer of the Company. Life support systems are devices which support or sustain life, and whose failure to perform, when properly used in accordance with instructions for use provided in the labeling, can be reasonably expected to result in significant injury to the user.

Eaton reserves the right, without notice, to change design or construction of any products and to discontinue or limit distribution of any products. Eaton also reserves the right to change or update, without notice, any technical information contained in this bulletin.

**Eaton**  
Electronics Division  
1000 Eaton Boulevard  
Cleveland, OH 44122  
United States  
Eaton.com/electronics

© 2020 Eaton  
All Rights Reserved  
Printed in USA  
Publication No. 11205 BU-MC20183  
November 2020

Eaton is a registered trademark.  
All other trademarks are property of their respective owners.

Follow us on social media to get the latest product and support information.



## X-ON Electronics

Largest Supplier of Electrical and Electronic Components

*Click to view similar products for [ESD Suppressors / TVS Diodes](#) category:*

*Click to view products by [Eaton](#) manufacturer:*

Other Similar products are found below :

[60KS200C](#) [D12V0H1U2WS-7](#) [D18V0L1B2LP-7B](#) [82356050220](#) [D5V0M5U6V-7](#) [NTE4902](#) [P4KE27CA](#) [P6KE11CA](#) [P6KE39CA-TP](#)  
[P6KE8.2A](#) [SA110CA](#) [SA60CA](#) [SA64CA](#) [SMBJ12CATR](#) [SMBJ8.0A](#) [SMLJ30CA-TP](#) [ESD101-B1-02ELS E6327](#) [ESD112-B1-02EL E6327](#)  
[ESD119B1W01005E6327XTSA1](#) [ESD5V0L1B02VH6327XTSA1](#) [ESD7451N2T5G](#) [19180-510](#) [CPDT-5V0USP-HF](#) [3.0SMCJ33CA-F](#)  
[3.0SMCJ36A-F](#) [HSPC16701B02TP](#) [D3V3Q1B2DLP3-7](#) [D55V0M1B2WS-7](#) [DESD5V0U1BL-7B](#) [DRTR5V0U4SL-7](#) [SCM1293A-04SO](#)  
[ESD200-B1-CSP0201 E6327](#) [ESD203-B1-02EL E6327](#) [SM12-7](#) [SMF8.0A-TP](#) [SMLJ45CA-TP](#) [CEN955 W/DATA](#) [82350120560](#)  
[82356240030](#) [VESD12A1A-HD1-GS08](#) [CPDUR5V0R-HF](#) [CPDUR24V-HF](#) [CPDQC5V0U-HF](#) [CPDQC5V0USP-HF](#) [CPDQC5V0-HF](#)  
[D1213A-01LP4-7B](#) [D1213A-02WL-7](#) [ESDLIN1524BJ-HQ](#) [5KP100A](#) [5KP15A](#)