

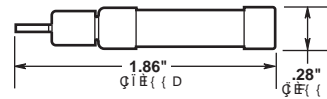
Telpower® Indicating Fuse and Holder

300 Volts DC – 1/10-10A

70 Series



Dimensional Data



00V0SU0AUYT 0USUK0WU0A A EU0U0U0L
 0WU0PUS00UA Af i i Ag ^A ae ^AD
 HECAUSVU00LFG AKUSVU00
 WSAU00U0P000A0W00A0R0Y0G00S0M0F0J0I0E0

" Xa ~ a/3 a3aa * A • A E
 " 0a^!A a^A^a) 0a [| A a^A | Aa] ^!^Aaa * E

Catalog Numbers

1 EU0B0E0E	1 EP0B0E	1 ES0E
1 EU0B0E0E0E	1 E0B0E	1 ET0E0E
1 E0B0E0E0E0E	1 E0B0E0E0E	1 EP0E0E
1 EY0B0E0E	1 E0B0E	
1 E0B0E0E	1 E0B0E0E	1 G0E0W0T0Y
1 ES0B0E0E	1 EP0B0E0E	1 G0E0W0T0Y
1 E0B0E0E	1 E0B0E	

Test Specification

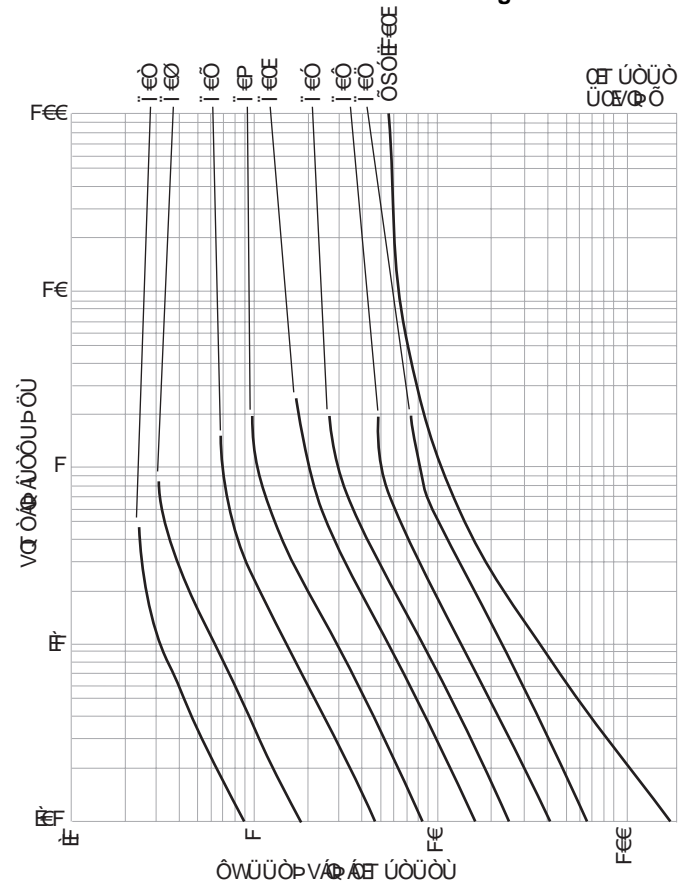
Catalog Number	Percent Overload	Opening Time
1 E0B0E0E0E0E0E		
1 E0B0E0E0E0E0E0E	F1 EA	EU EA ^ & E
1 ES	F1 EA	EU EA ^ & E
1 EU	GEA	EU EA ^ & E
1 EU	G IA	EU EA ^ & E

70 SERIES TELPOWER (300 Volts DC, 125 Volts AC)

Catalog Number	Ampere Rating	Voltage Rating AC DC	Color Code	AT&T Comcode Ref. No.	Code/ List No.
1 EU0B0E0E	F0E	FG X	HEEX	0:aeY @	FE0E0H FH SUGH I FESFe
1 EU0B0E0E0E	F10E	FG X	HEEX	U^aeY @	FE0E0H I I I E SUGH I FESFF
1 E0B0E0E0E0E	F10E	FG X	HEEX	Y^	FE0E0H H SUGH I FESI
1 EY0B0E0E	00E	FG X	HEEX	0:aa	
1 E0B0E0E	F0	FG X	HEEX	Xa^c	FE0E0H F SUGH I FESI
1 ES0B0E0E	F0	FG X	HEEX	Xa^aeY @	FE0E0H e SUGH I FESJ
1 E0B0E0E	F0	FG X	HEEX	U^a	FE0E0H J SUGH I FESI
1 EP0B0E0E	H0	FG X	HEEX	0: ,)	FE0E0H I SUGH I FESI
1 E0B0E	F	FG X	HEEX	Ua\	
1 E0B0E0E0E	F0E0H	FG X	HEEX	Y @	FE0E0H G SUGH I FESF
1 E0B0E	G	FG X	HEEX	U:ae^ ^	FE0E0H HE SUGH I FESG
1 E0B0E	H	FG X	HEEX	0: ^	FE0E0H i SUGH I FESH
1 EP0B0E0E	H0E0	FG X	HEEX	0:aaeY @	
1 E0B0E	i	FG X	HEEX	0:)0\	FE0E0H i SUGH I FESI
1 ES0E	i	FG X	HEEX	0:)eY @	
1 ET0E	i	FG X	HEEX	0: ,)eY @	
1 EP0E0E	FE	FG X	HEEX	Xa^aeY^	
OS0E0E	FE	FG X	HEEX	Xa^aeY^	
1 CE					
U:ae0A0e^	0: (^				FE0E0H GF
1 G0	0: (^				FE0E0H I I I

EU: [a^ & A^ a] ^ A A [|] ^ a 0 0 || & | ^ A ^ & 0 a a U ^ ^ ^) & A U 0 E U Y E e e I J
 0 • ^ A 0 0 & | a ^ A J I I E

Time-Current Characteristic Curves—Average Melt



Telpower®

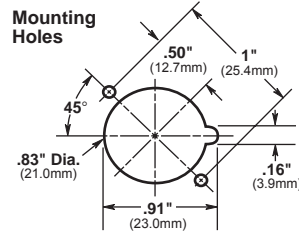
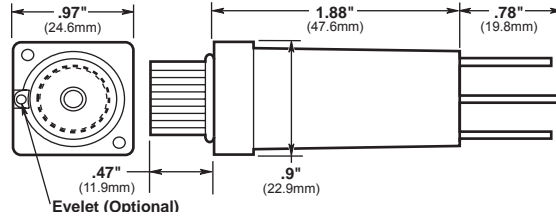
70 Type Indicating Fuse and Holder

300 Volts DC

70 Series



Dimensional Data



CATALOG SYMBOL: 15087 FUSEHOLDER
 300 VOLT DC, 12 AMP
 U.L. RECOGNIZED (GUIDE #IZLT2, FILE #E14853)

Materials:

- Body:** Thermosplastic, U.L. 94VO flammability rating
- Terminals:** Copper alloy, tin plating
- Screws:** 3-24 x 3/8" steel, zinc plated

NOTE: Optional color coded eyelet for 15087 holder is available.

- Panel mount fuseholder for 70 Type fuses supplied with two screws.
- Remote alarm capability.

Optional Color Code Eyelets (order separately)

Catalog Symbol	Amp Rating Ref.	Color Code	Catalog Symbol	Amp Rating Ref.	Color Code
1A1706-01	18/100	Yellow	1A1706-10	3	Blue
1A1706-02	2/10	Black	1A1706-11	5	Green/Black
1A1706-03	1/4	Violet	1A1706-12	6	Green/White
1A1706-04	1/4	Violet/White	1A1706-13	8	Brown/White
1A1706-05	1/2	Red	1A1706-14	10	Violet/Yellow
1A1706-06	3/4	Brown	1A1706-15	1/10	Gray/White
1A1706-07	1	Pink	1A1706-16	3-1/2	Black/White
1A1706-08	1-1/3	White	1A1706-17	15/100	Red/White
1A1706-09	2	Orange	-	-	-

The only controlled copy of this BIF document is the electronic read-only version located on the Bussmann Network Drive. All other copies of this BIF document are by definition uncontrolled. This bulletin is intended to clearly present comprehensive product data and provide technical information that will help the end user with design applications. Bussmann reserves the right, without notice, to change design or construction of any products and to discontinue or limit distribution of any products. Bussmann also reserves the right to change or update, without notice, any technical information contained in this bulletin. Once a product has been selected, it should be tested by the user in all possible applications.

X-ON Electronics

Largest Supplier of Electrical and Electronic Components

Click to view similar products for [Eaton manufacturer:](#)

Other Similar products are found below :

[BK1-S506-6-3-R](#) [BK-MDL-3-R](#) [BK/ABC-1](#) [BK/MDA-15](#) [GMA-5A](#) [GMA250MA](#) [89096-015](#) [8946K153](#) [8961K155](#) [M22-D-R-GB0/K11](#)
[M22-L-R/R](#) [6422](#) [6580](#) [CTX20-16-52LP-R](#) [CWL530FI](#) [CXM/CO/GP/R/BB](#) [6HD36](#) [714125](#) [MBO-2](#) [7314K36](#) [7321K2](#) [F02A-1-1/2A](#)
[F02A-1-1/2AS](#) [F02A-1AS](#) [F02A-2AS](#) [F02A-3/4A](#) [F03A250V12A](#) [F03B125V4A](#) [MCR-4](#) [MDA-2-8/10-R](#) [MDA-30A](#) [MDA-V-1/16](#)
[F60C500V10AS](#) [F60C500V15AS](#) [7563K84](#) [7634K36](#) [MDQ-3/16](#) [MDQ-7/10](#) [MDQ-V-1/10](#) [MDQ-V-1-1/4](#) [MDQ-V-1/16](#) [MDQ-V-1/2](#)
[MDQ-V-1/4](#) [MDQ-V-3/16](#) [MDQ-V-3/8](#) [MDQ-V-6/10](#) [MDQ-V-6-1/4](#) [MDV-1-1/2](#) [MDV-3/8](#) [MDV-4](#)