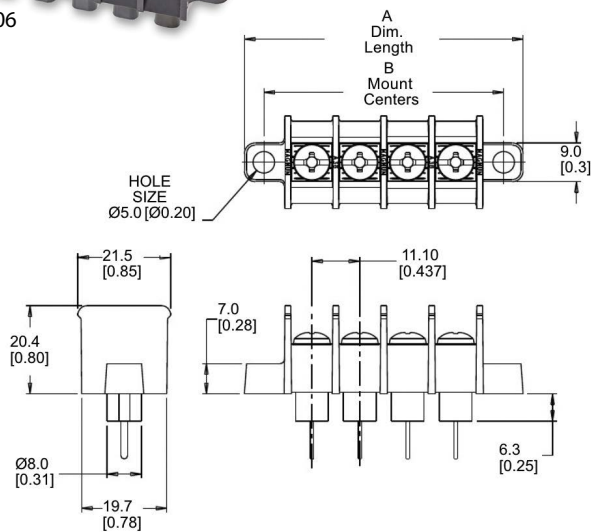


## Single Row Terminal Blocks

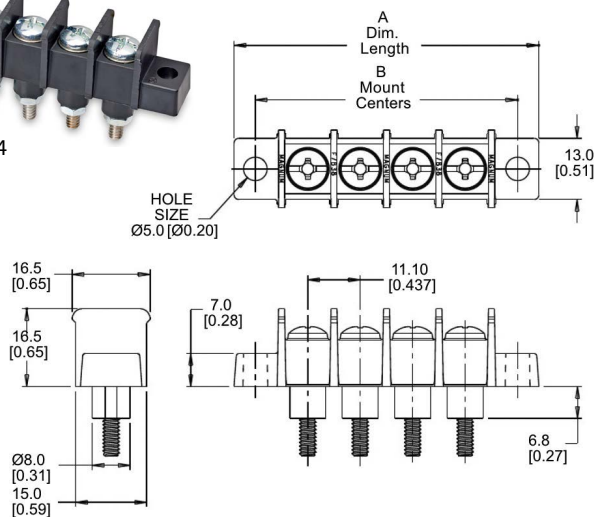
# A38 & B38

### Dimensions Inches (Millimeters)

#### A38



#### B38



### Specifications

**A38:** 30A, 600V

**B38:** 50A, 300V

**Center Spacing:** 0.437" (11.10mm)

**Wire Range:** A38: #10-22 AWG Cu; B38: #8-16 AWG

**Screw Size:** #8-32 zinc-plated steel

**Torque Rating:** A38: 9 lb-in; B38: 15 lb-in for #8, 9 lb-in for #6

**Base:** A38 Only: Standoffs standard for easy flux washing

**Distance Between Barriers:** 0.378" (9.60mm)

**Recommended PCB Hole Diameter (A38):** 0.076" (1.93mm)

**Operating Temperature:** 105°C (221°F) max to -40°C (-40°F)

**Molded Material:** Black, UL Rated 94V0 Thermoplastic

**Breakdown Voltage:** 5000V

**Agency Information:** UL File E62622, CSA File 47235; CE Certified

Poles	MOUNTING ENDS ONLY		BARRIER ENDS ONLY
	A Mounting Centers	"A" Dimension Length	"A" Dimension Length
02	1.31	1.67	0.93
03	1.75	2.10	1.37
04	2.19	2.54	1.81
05	2.62	2.98	2.25
06	3.06	3.41	2.68
07	3.50	3.85	3.12
08	3.93	4.29	3.56
09	4.37	4.72	3.99
10	4.81	5.16	4.43
11	5.24	5.60	4.87
12	5.68	6.04	5.30
13	6.12	6.47	5.74
14	6.56	6.91	6.18
15	6.99	7.35	6.61
16	7.43	7.78	7.05

Dimensions in inches. To convert to millimeters, multiply by 25.4.



Powering Business Worldwide

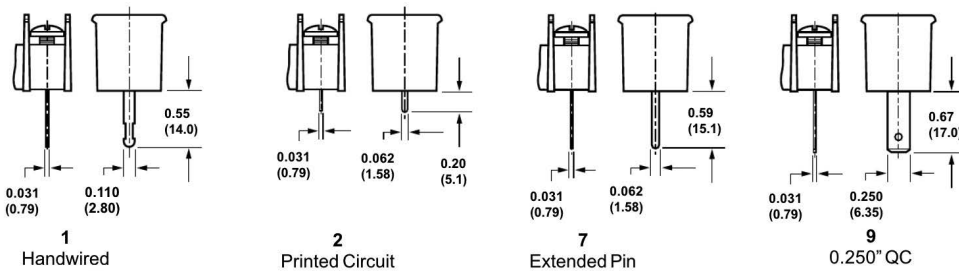
### Part Numbering System

<b>Family</b>	<b>Terminal Style</b>	<b>Base/End</b>	<b>Poles</b>	<b>Screw Options</b>	<b>Options</b>
A 3 8					
	<p>1 - handwired*</p> <p>2 - printed circuit</p> <p>7 - extended wire wrap</p> <p>9 - 0.250" QC*</p>	<p>1 - flat base, mount end</p> <p>2 - flat base, barrier end</p> <p>3 - insulator base** mount end</p> <p>4 - insulator base** barrier end</p>	02 to 16	<p><b>Blank</b> - standard screw (steel zinc-plated, philslot BHMS)</p> <p><b>04</b> - brass, nickel-plated, philslot BHMS</p> <p><b>07</b> - steel, SEMS zinc-plated philslot screw</p>	<p><b>L1 to L6</b> marking options (pg 25)</p> <p><b>Covers</b> - (pg 26)</p>

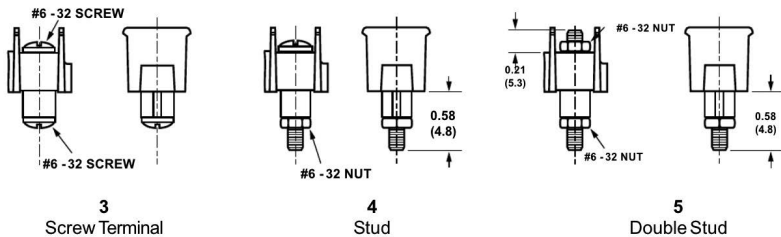
<b>Family</b>	<b>Terminal Style</b>	<b>Base/End</b>	<b>Poles</b>	<b>Screw Options</b>	<b>Options</b>
B 3 8					
	<p>3 - screw terminal (#6-32 screw top &amp; bottom)</p> <p>4 - stud (#8-32 screw top, #6-32 stud bottom)</p> <p>5* - double stud (#6-32 stud top &amp; bottom)</p> <p>*C360 Copper Alloy (bright tin plate)</p>	<p>4 - insulator base, barrier end</p> <p>9 - insulator base, mount end</p>	02 to 16	<p><b>Blank</b> - standard screw (steel zinc-plated, philslot BHMS)</p> <p><b>34**</b> - #6-32 nickel-plated brass philslot BHMS</p> <p>**Note: 34 screws only available with "3" terminal style</p>	<p><b>L1 to L6</b> marking options (pg 25)</p> <p><b>Covers</b> - (pg 26)</p>

### A38 Terminal Styles Inches (Millimeters)

Wire ready screws standard

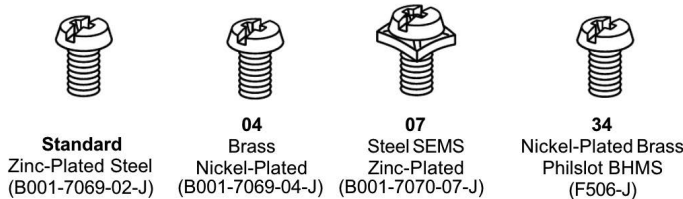


### B38 Terminal Styles



### Screw Options

(Bulk ordering part numbers are in parentheses)



## Contact Us

### Sales and Customer Service

#### Americas

Email: [elx.americas@eaton.com](mailto:elx.americas@eaton.com)

#### Europe, Middle East, Africa

Email: [elx.emea@eaton.com](mailto:elx.emea@eaton.com)

#### China

Email: [elx.cn@eaton.com](mailto:elx.cn@eaton.com)

#### Japan

Email: [elx.jp@eaton.com](mailto:elx.jp@eaton.com)

#### Korea

Email: [elx.kr@eaton.com](mailto:elx.kr@eaton.com)

#### South East Asia

Email: [elx.sea@eaton.com](mailto:elx.sea@eaton.com)

#### Taiwan

Email: [elx.tw@eaton.com](mailto:elx.tw@eaton.com)

### Global Technical Support

Magnetics: [InductorTech@eaton.com](mailto:InductorTech@eaton.com)

Circuit Protection: [FuseTech@eaton.com](mailto:FuseTech@eaton.com)

Supercapacitors: [CapacitorTech@eaton.com](mailto:CapacitorTech@eaton.com)

[www.eaton.com/terminalblocks](http://www.eaton.com/terminalblocks)

## Tools

### Eaton's Electronics Product Selection Tools



#### PARAMETRIC SEARCH

Drill down into the Eaton Electronics product database to find the right part for your application.



#### IC MATCHING

Find the Eaton Electronics parts called out on IC manufacturers' demo and evaluation boards.



#### CROSS REFERENCE

Find a cross to a competitor's product or to an alternate Eaton Electronics part number.



#### SUPERCAPACITOR CALCULATOR

Determine your calculated requirements and design capability.



#### TERMINAL BLOCK SELECTOR

Find the right terminal block for any application.



#### AUTOMOTIVE ELECTRONICS SOLUTIONS

Find electronics components for automotive solutions.

[tools.eatonelectronics.com](http://tools.eatonelectronics.com)

## X-ON Electronics

Largest Supplier of Electrical and Electronic Components

*Click to view similar products for [Barrier Terminal Blocks](#) category:*

*Click to view products by [Eaton](#) manufacturer:*

Other Similar products are found below :

[CTA-0103](#) [6PCR-02-008](#) [6PCR-05-008](#) [6PCR-08-008](#) [6PCR-21-006](#) [6PCV-06-008](#) [6PCV-10-009](#) [6PCV-15-008](#) [6STR-06-006](#) [6STR-08-006](#) [6STR-12-008](#) [6STR-14-008](#) [6STR-16-008](#) [6STR-17-008](#) [6STR-21-008](#) [6STR-25-008](#) [6STR-27-008](#) [6STV-03-006](#) [6STV-03-008](#) [6STV-04-006](#) [6STV-10-006](#) [6WWR-03](#) [6WWV-11-008](#) [6WWV-12-008](#) [6WWV-16-008](#) [7-1546701-0](#) [72212603](#) [72503-C](#) [73203](#) [76007](#) [7606-602LF](#) [77010-50](#) [796985-3](#) [796988-4](#) [7C1N08](#) [8-1437402-5](#) [8-1437402-7](#) [8-1546158-0](#) [870505](#) [870903](#) [8PCR-06-006](#) [8PCV-02-008](#) [8PCV-04-008](#) [8PCV-05-008](#) [8PCV-09-006](#) [8PCV-15-006](#) [8PCV-16-006](#) [8PCV-17-006](#) [8QCR-03-008](#) [8STV-04-006](#)