

Terminal Blocks - Single Row

Series A4000 & Series B4000 Single Row Terminal Blocks

SPECIFICATIONS

Rating: See table.

Center Spacing: 0.562" or 9/16" (14.28mm)

Wire Range: See rating table.

Screw Size: #8-32 or #10-32 zinc-plated slotted screws

Torque Rating: #8 screw size 16 lb-in.; #10 screw size 20 lb-in.

Distance Between Barriers: 0.47" (11.9mm)

Operating Temperature: 105°C (221°F) max., -40°C (-40°F) min.

Molded Material: Black, UL Rated 94V0 Thermoplastic

Hardware: Bottom studs supplied with nuts assembled. Cup washers are optional on bottom studs but are not recommended with ring terminals.

Extended Hex Nuts: Optional extended, slotted hex nuts enable easier installation and removal with hex wrench or screwdriver. Available in bulk for the #10-32 studs on Series A4953 blocks. Specify part number F582 and quantity.

Breakdown Voltage: 6100V

Agency Information: UL File E62622, CSA File 47235; CE Certified

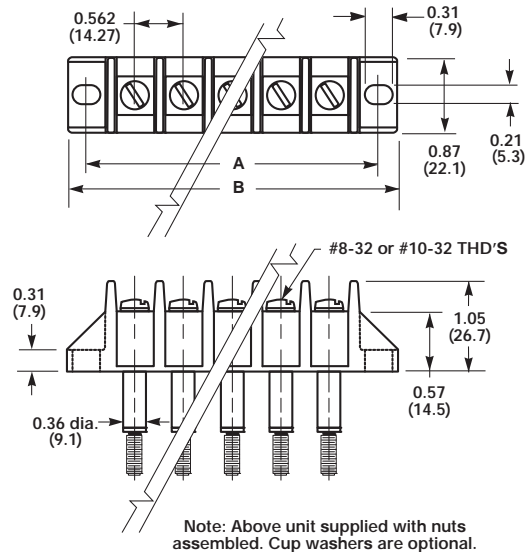
RATING TABLE

Part Number	Terminal Top	Terminal Bottom	Wire* Range CU	Rated* Volts/Amps
A4003XX	# 8 Screw	#8 Stud	8-16 AWG	150V/50A
A4011XX	# 8 Screw	Solder	10-16 AWG	600V/35A
A4013XX	# 8 Screw	Solder	10-16 AWG	600V/35A
A4021XX	# 8 Screw	0.250 QC	10-16 AWG	600V/35A
A4035XX	# 8 Screw	Closed	8-16 AWG	600V/50A
A4041XX	#10 Screw	Solder	10-16 AWG	600V/35A
A4043XX	#10 Screw	Solder	10-16 AWG	600V/35A
A4051XX	#10 Screw	0.250 QC	10-16 AWG	600V/35A
A4803XX	#10 Screw	#8 Stud	8-16 AWG	150V/50A
A4813XX	#10 Screw	SolderTurret	10-16 AWG	600V/35A
A4843XX	#10 Screw	#8 Screw	8-16 AWG	150V/50A
A4953XX	#10 Stud	#10 Stud	8-16 AWG	150V/50A
B4843XX	#10 Screw	#8 Screw	8-16 AWG	600V/50A

* All models 30A Max. with 10 AWG;
35-50A ratings with 8 AWG using ring or fork type terminals.
Note: 50A rating achieved with #8 copper wire crimped to ring terminal.

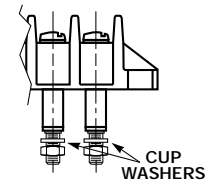


A4000 Series Dimensions - in (mm)

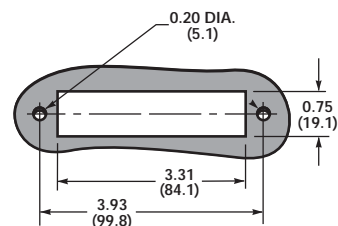


Optional Cup Washers Assembled

Available on A4003, A4803, A4843, A4953 & B4843.



Reference Panel Cutout for 6 Position Block



* Dimensions in inches. To convert to millimeters, multiply by 25.4.

Poles	A (in.) Mount Centers	B (in.) Length
2	1.69	2.12
3	2.25	2.68
4	2.81	3.24
5	3.37	3.80
6	3.93	4.36
7	4.50	4.93
8	5.06	5.34
9	5.62	6.05
10	6.18	6.61
11	6.74	7.17
12	7.31	7.74
13	7.87	8.30
14	8.43	8.86
15	8.99	9.44
16	9.55	9.98
17	10.12	10.55
18	10.68	11.11

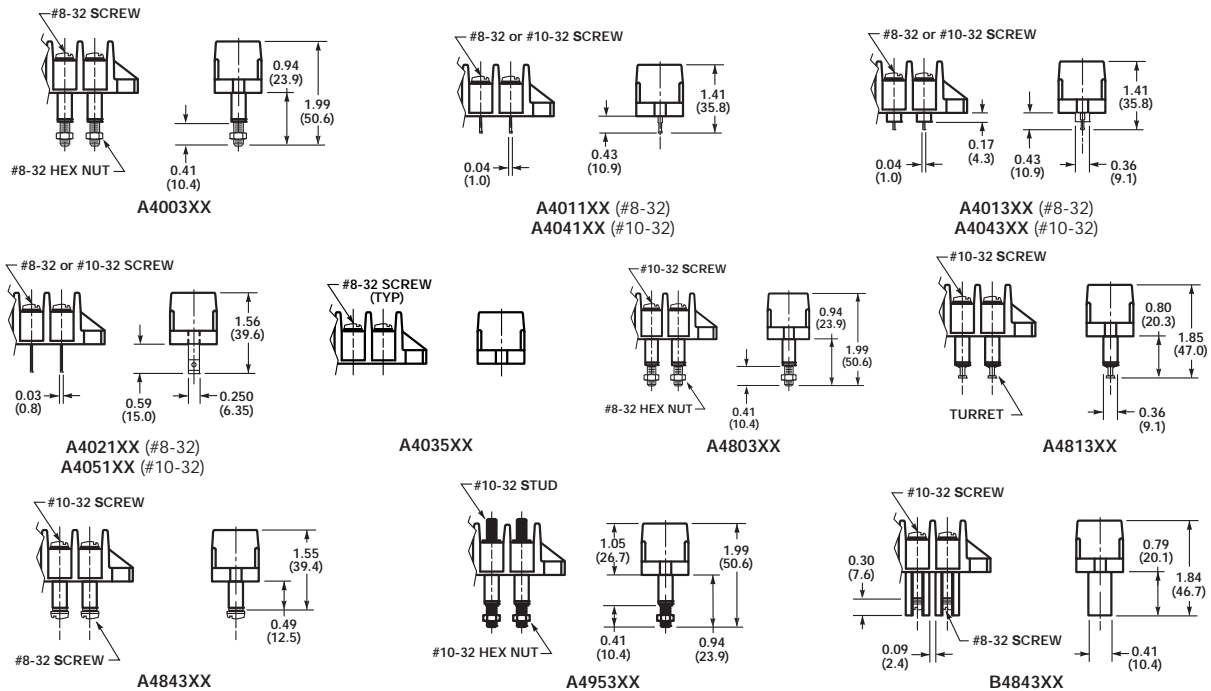
Part Numbering System

Series	Terminal Style	Base/End	Poles	Screw Options	Options
A4					
B4	00 - screw top; stud bottom 01 - screw top; solder bottom 02 - #8 screw top; 0.250" QC bottom 03 - screw top only 04 - #10 screw top; solder term. b. 05 - #10 screw top; 0.250" QC bottom 80 - screw top; stud bottom #10-32 top, #8-32 bottom insulated base 81 - screw top; solder turret bottom #10-32 84 - screw top; screw bottom #10-32 95 - stud top; stud bottom #10-32	*1 - flat base/ mount end 3 - insulator base- (not available in 03 terminal style) /mount end 5 - closed base/ mount end (available in 03 terminal only)	02 to 18	Blank - std. screw 00 - screws shipped bulk 04 - brass nickel-plated 07 - steel SEMS zinc plated (not available with hardware options; not available on A4003, A4803, A4813, A4843, B4843)	A1 to A9 - 0.250" QC †CW - cup washer (pg 20) J301 - flat slip-on jumper (2 position only) L1 to L6 marking options (pg 22) S1 & S2 - solder lugs/flat
A4 - standard B4 - barrier (only available in 84 terminal style)					† Available only on A4003, A4803, A4843, A4953 & B4843.

*Available in 01, 02, 04 & 05 terminal style only.

Terminal Styles

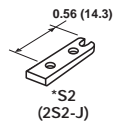
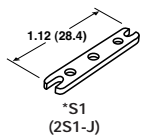
Inches (Millimeters)



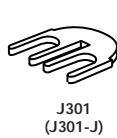
Hardware Options (Bulk ordering part numbers are in parentheses.)

Inches (Millimeters)

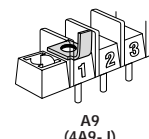
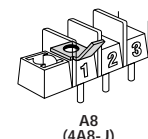
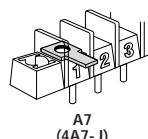
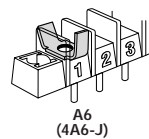
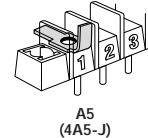
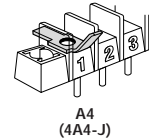
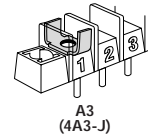
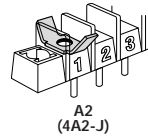
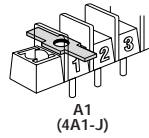
Solder Lugs



Jumpers



Quick Connects Blade Width A = 0.250". (For other orientations, contact factory.)



*Not available for A4843

X-ON Electronics

Largest Supplier of Electrical and Electronic Components

Click to view similar products for [Barrier Terminal Blocks](#) category:

Click to view products by [Eaton](#) manufacturer:

Other Similar products are found below :

[CR151D20104](#) [670A-RZ-15-KT20](#) [6C1N03](#) [6PCR-02](#) [6PCR-02-008](#) [6PCR-05-008](#) [6PCR-08-008](#) [6PCR-09-008](#) [6PCR-13-006](#) [6PCR-15-006](#) [6PCR-21-006](#) [6PCV-06-008](#) [6PCV-06-716](#) [6PCV-09-001](#) [6PCV-10-009](#) [6PCV-15-008](#) [6PCV-17-1206](#) [6PCV-20-323](#) [6PCV-30-006](#) [6STR-06-006](#) [6STR-08-006](#) [6STR-12-008](#) [6STR-13-006](#) [6STR-14-008](#) [6STR-16-008](#) [6STR-17-008](#) [6STR-21-008](#) [6STR-25-008](#) [6STR-27-008](#) [6STV-03-006](#) [6STV-03-008](#) [6STV-04-006](#) [6STV-09-006](#) [6STV-10-006](#) [6WWR-03-693](#) [6WWV-12-008](#) [6WWV-16-008](#) [72212603](#) [72504-C-50](#) [72506-C](#) [72507-C-50](#) [73203](#) [75505-C](#) [75505-C-50](#) [75510-C](#) [77010-50](#) [7C1N08](#) [812-GP-3/4ST-09](#) [8-1437402-5](#) [8-1437402-7](#)