


# ABC

## 1/4" x 1 1/4" Fast-acting ceramic tube fuses

RoHS



ELECTRICAL CHARACTERISTICS	
% of Amp Rating	Opening Time
100%	4 Hours Minimum
135%	60 Minutes maximum
200%	120 Seconds Maximum

### Product features

- Fast-acting, ceramic tube
- Optional axial leads available
- 1/4" x 1 1/4" (6.4 x 31.7mm) physical size
- Ceramic tube, nickel-plated brass endcap construction
- UL Listed product meets standard 248-14

### Agency information

- UL Listed Guide JDYX & File E19180
- UL Recognition Guide JDYX2 & File E19180
- CSA Certification: Class No: 1422-01 & 1422-30, File 53787

### Ordering

- Specify packaging, product and option code

Part Number	Voltage Ratings		Vac Interrupting Ratings* (amps)		Vdc Interrupting Ratings (amps)		Typical DC Cold Resistance (Ω)**	Typical Pre-Arc I <sup>2</sup> t AC†	Typical Voltage Drop (V)‡	Agency Approvals		
	Vac	Vdc	250V	125V	125V	75V				UL	UR	CSA
	ABC-1/4-R	250	125	35	10,000	10,000	—	2.950	0.0020	0.35	X	
ABC-1/2-R	250	125	35	10,000	10,000	—	0.587	0.0390	0.41	X		X
ABC-3/4-R	250	125	35	10,000	10,000	—	0.300	0.1450	0.32	X		X
ABC-1-R	250	125	35	10,000	10,000	—	0.1950	0.4310	0.3	X		X
ABC-1-1/2-R	250	125	100	10,000	10,000	—	0.131	1.1630	0.28	X		X
ABC-2-R	250	125	100	10,000	10,000	—	0.0890	2.1670	0.31	X		X
ABC-2-1/2-R	250	125	100	10,000	10,000	—	0.061	4.4670	0.23	X		X
ABC-3-R	250	125	100	10,000	10,000	—	0.047	6.55	0.14	X		X
ABC-4-R	250	125	200	10,000	10,000	—	0.031	22.28	0.17	X		X
ABC-5-R	250	125	200	10,000	10,000	—	0.026	32.83	0.22	X		X
ABC-6-R	250	125	200	10,000	10,000	—	0.021	58	0.19	X		X
ABC-7-R	250	125	200	10,000	10,000	—	0.016	109.33	0.17	X		X
ABC-8-R	250	125	200	10,000	10,000	—	0.014	116.5	0.19	X		X
ABC-10-R	250	125	200	10,000	10,000	—	0.011	208.8	0.15	X		X
ABC-12-R	250	125	750	10,000	10,000	—	0.0068	133.3	0.1	X		X
ABC-15-R	250	125	750	10,000	10,000	—	0.00553	200.2	0.1	X		X
ABC-18-R	250	—	400	1000	—	—	0.00465	400	0.1		X	X
ABC-20-R	250	125	400	1000	10,000	—	0.00366	550.8	0.1		X	X
ABC-25-R	250	125	200	1000	400	1000	0.0028	839.3	0.09		X	X**
ABC-30-R	250	125	200	1000	400	1000	0.002225	1429	0.09		X	X**

\* Interrupting ratings measured at 70% - 80% power factor on AC. The interrupting ratings for 18A and 20A were measured at 85% - 95% power factor on AC. The interrupting ratings for 25A and 30A were measured at 89% power factor on AC.

\*\* Typical DC cold resistance measured at <10% of rated current.

† Typical melting I<sup>2</sup>t measured at listed interrupting rating and rated voltage.

‡ Typical voltage drop measured at 25°C±3°C ambient temperature at rated current.

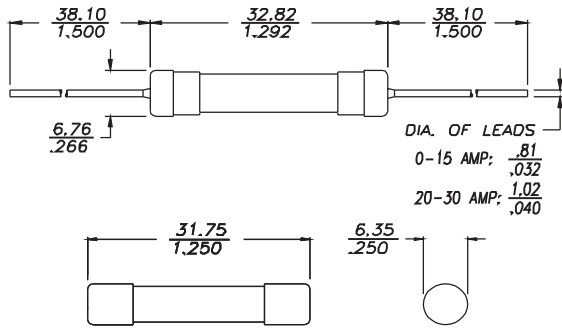
‡‡ CSA approvals for 25A and 30A are at 125Vac - IR 1000A and 125Vdc - IR 400A (IR 1000A at 75Vdc)



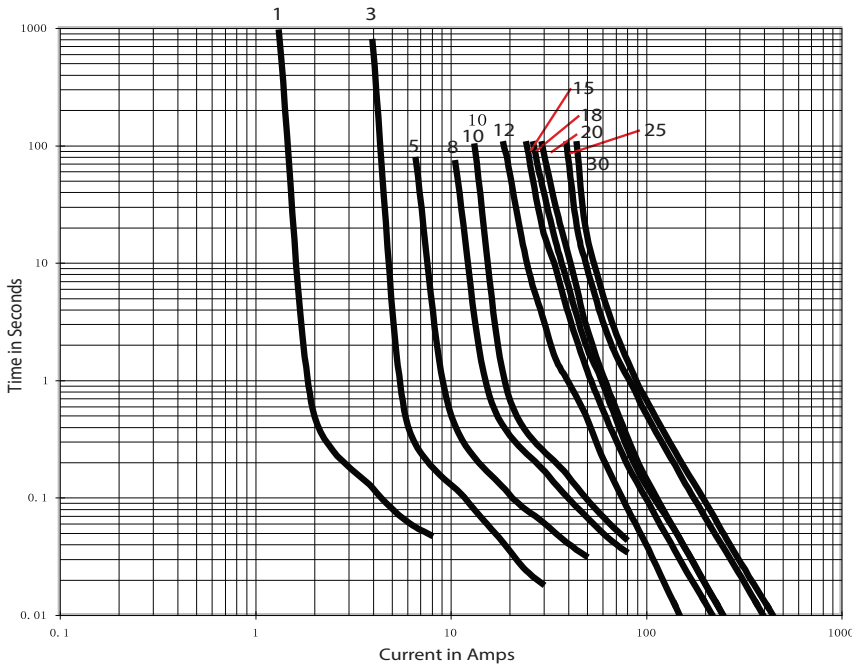
Powering Business Worldwide

**Dimensions - mm**

Drawing Not to Scale



**Time-Current Curves**



PACKAGING CODE	
Packaging Code	Description
BK	100 pieces of fuses packed into a cardboard carton
BK1	1000 pieces of fuses packed into a cardboard carton
BK8	8000 pieces of fuses packed into a cardboard carton

OPTION CODE	
Option Code	Description
V	Axial leads - copper tinned wire with nickel plated brass overcaps

Life Support Policy: Eaton does not authorize the use of any of its products for use in life support devices or systems without the express written approval of an officer of the Company. Life support systems are devices which support or sustain life, and whose failure to perform, when properly used in accordance with instructions for use provided in the labeling, can be reasonably expected to result in significant injury to the user.

Eaton reserves the right, without notice, to change design or construction of any products and to discontinue or limit distribution of any products. Eaton also reserves the right to change or update, without notice, any technical information contained in this bulletin.

**Eaton**  
Electronics Division  
1000 Eaton Boulevard  
Cleveland, OH 44122  
United States  
www.eaton.com/electronics

© 2017 Eaton  
All Rights Reserved  
Printed in USA  
Publication No. 2000 BU-SB13635  
May 2017

## X-ON Electronics

Largest Supplier of Electrical and Electronic Components

*Click to view similar products for [Cartridge Fuses](#) category:*

*Click to view products by [Eaton](#) manufacturer:*

Other Similar products are found below :

[MBO-20](#) [MDA-V-1/100](#) [12C10X38GI](#) [AGA-V-2-1/2](#) [AGC-V-3-12-R](#) [AGY-50](#) [MSL-3](#) [MSL-4](#) [MSL-5](#) [BK1/C436-2A](#) [BK1-GMA-1-6-R](#)  
[BK1-GMA-200-R](#) [BK1GMA-6-R](#) [BK1/GMC-100-R](#) [BK1/GMC-1.5-R](#) [BK1-GMC-2-5-R](#) [BK1GMD-4-R](#) [BK1S500-250-R](#) [BK1S500-32-R](#)  
[BK1-S500-4-R](#) [BK1S500-5-R](#) [BK1-S505-1-R](#) [BK1-S506-2-R](#) [BK1-S506-3-15-R](#) [BK1/S506-63-R](#) [BK/ABC-5RX](#) [BK/AGW-B-4](#) [BK/AVX-](#)  
[1/4](#) [BK/C515S-250-R](#) [BK/MBO-20](#) [BK/MBO-8](#) [BK/MDM-3/4](#) [BK-MDQ-4](#) [BK/S505-V-2.5A](#) [BK/TDC120-15](#) [BK/TDC120-20](#)  
[BK/TDC122-45](#) [BP/MDL-7](#) [1C10X38AM](#) [S505-V-500MA](#) [SEF-1697-1-002](#) [AGA-V-7-1/2](#) [AGC-15WX](#) [AGC-2-1-2-R](#) [20.0M6.3X32F](#)  
[20C8X32GI](#) [GMC-50-R](#) [361.250](#) [MBO-8](#) [TDC121-30](#)