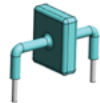


AK10E

10,000 A Transient voltage suppressor



Product features

- Low slope resistance
- Very low clamping voltage
- Sharp breakdown voltage
- Glass passivated junction
- Snapback technology for superior clamping factor
- High temperature wave soldering: +265 °C /10 s at terminal
- UL 1449 recognized.
File No. : E340782 Guide VZCA2

Applications

- Consumer electronics
- Telecommunications
- Computing and servers
- Appliances
- Industrial automation
- Vac line protection

Environmental compliance and general specifications



Ordering part number

AK10E- 076 C


Family name ————

V_R voltage ————

("." indicates decimal point) ————

Bi-/Uni-Directional (C=Bi) ————

PIN configuration

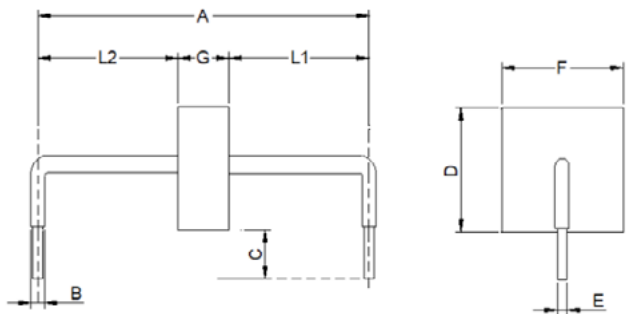


Absolute maximum ratings

(+25 °C, RH=45%-75%, unless otherwise noted)

Parameter	Symbol	Value	Unit
Peak current rating per 8/20µs IEC 61000-4-5	I_{PP}	10	kA
Operating junction temperature range	T_J	-55 to +125	°C
Storage temperature range	T_{STJ}	-55 to +150	°C

Mechanical parameters- mm



Part marking



Side view

Part number:
AK10E-015C; AK10E-020C
AK10E-025C; AK10E-030C
AK10E-042C; AK10E-058C
AK10E-066C; AK10E-076C
AK10E-100C; AK10E-133C



Top view

Part number:
AK10E-170C
AK10E-190C
AK10E-200C
AK10E-240C
AK10E-275C
AK10E-300C
AK10E-380C
AK10E-430C

Dimension	Inches	Millimeters
A	0.951 ± 0.039	24.15 ± 1.00
B	0.094 ± 0.02	2.40 ± 0.60
C	0.236 ± 0.039	6.00 ± 1.00
D	0.570 max	14.48 max
E	0.050 ± 0.002	1.27 ± 0.05
F	0.500 max	12.70 max
	015C to 025C	0.157 ± 0.047 4.00 ± 1.20
	030C to 042C	0.189 ± 0.047 4.80 ± 1.20
	058C to 076C	0.217 ± 0.047 5.50 ± 1.20
	100C	0.283 ± 0.047 7.20 ± 1.20
	133C	0.319 ± 0.047 8.10 ± 1.20
G	170C to 190C	0.374 ± 0.047 9.50 ± 1.20
	200C	0.417 ± 0.047 10.60 ± 1.20
	240C	0.457 ± 0.047 11.60 ± 1.20
	275C to 300C	0.563 ± 0.047 14.30 ± 1.20
	380C to 430C	0.610 ± 0.047 15.50 ± 1.20
L_1/L_2	L1=L2 tolerance ± 0.047inch (±1.20 mm)	

Electrical characteristics (+25 °C)

Part number	V_R (V)	$V_{BR}@I_T$ min (V)	max (V)	I_T (mA)	$I_R@V_R$ (µA)	$V_C@I_{PP}$ (V)	I_{PP} (A)	UL recognized
AK10E-015C	15	16	19	10	10	28	10000	
*AK10E-020C	20	22	24	10	10	50	10000	
*AK10E-025C	25	28	30	10	10	60	10000	
AK10E-030C	30	32	37	10	10	90	10000	
*AK10E-042C	42	47	51	10	10	105	10000	
*AK10E-058C	58	64	70	10	10	110	10000	X
*AK10E-066C	66	72	80	10	10	120	10000	X
*AK10E-076C	76	85	95	10	10	140	10000	X
*AK10E-100C	100	110	122	10	10	165	10000	
*AK10E-133C	133	147	162	10	10	220	10000	
*AK10E-170C	170	180	220	10	10	260	10000	X
*AK10E-190C	190	200	245	10	10	290	10000	
*AK10E-200C	200	222	262	10	10	330	10000	
*AK10E-240C	240	250	285	10	10	340	10000	
*AK10E-275C	275	300	335	10	10	435	10000	
*AK10E-300C	300	330	366	10	10	470	10000	
*AK10E-380C	380	401	443	10	10	520	10000	X
*AK10E-430C	430	440	490	10	10	625	10000	X

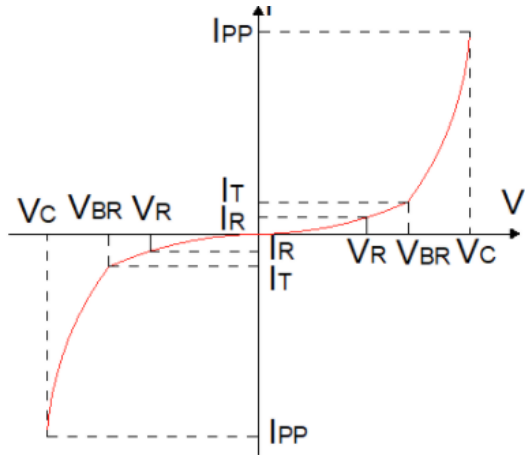
* Products with negative resistance

Packaging information (mm)

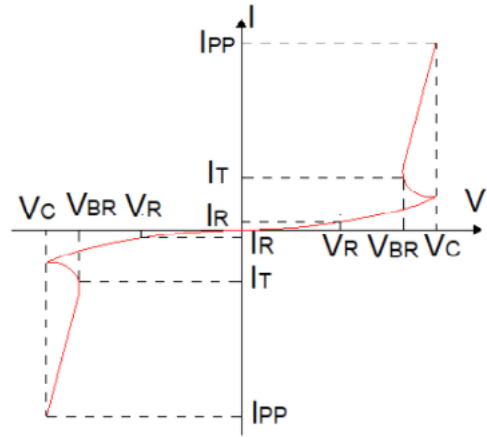
Bulk packaged 56 parts per box

Ratings and V-I characteristic curves (+25 °C unless otherwise noted)

V- I curve characteristics (Bi-directional)



V- I curve characteristics (Bi-directional with negative resistance)



Surge waveform: 8/20 μ s

V_R : Stand-off voltage – Maximum voltage that can be applied

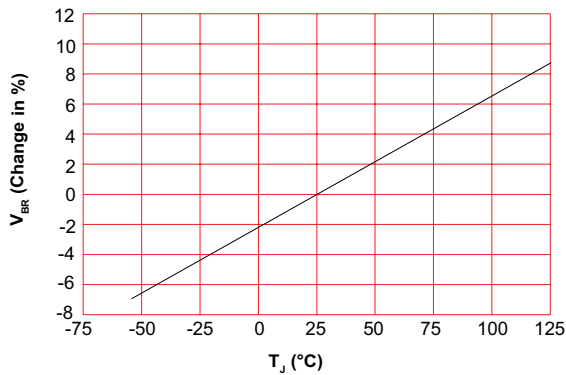
V_{BR} : Breakdown voltage -

V_C : Clamping voltage -- Peak voltage measured across the suppressor at a specified I_{PP}

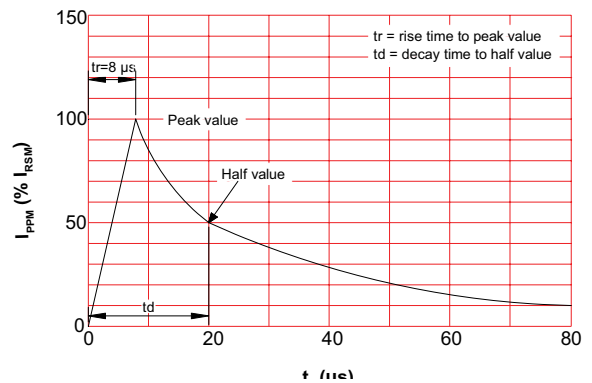
I_R : Reverse leakage current

I_T : Test current

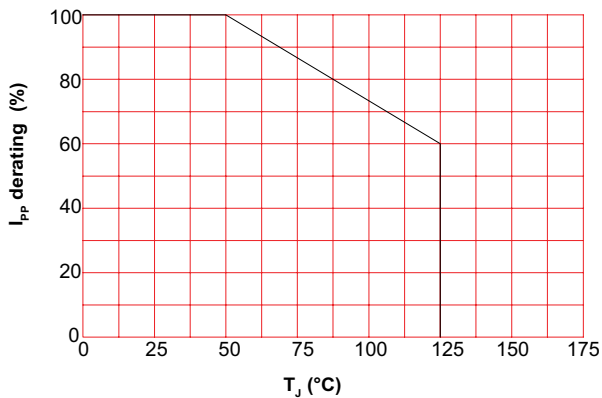
Typical V_{BR} vs junction temperature



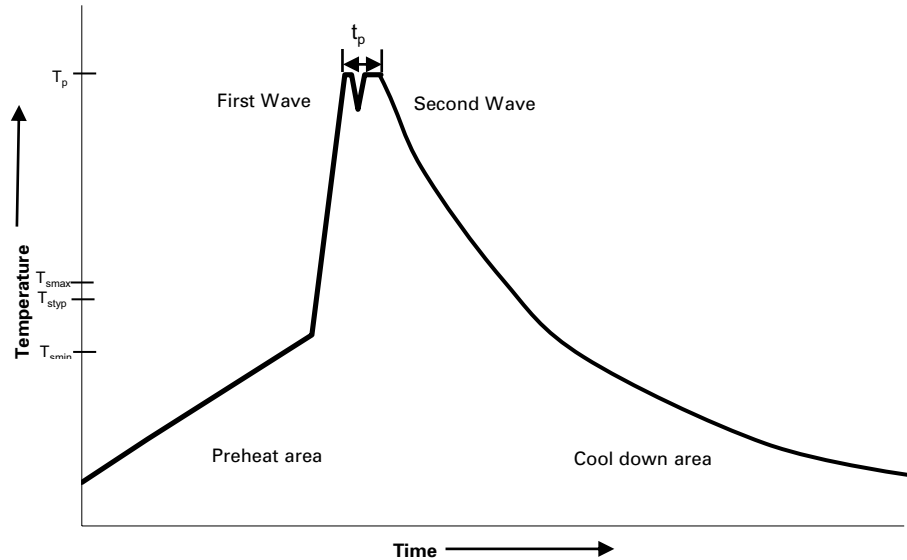
Pulse waveform



Pulse derating curve



Wave solder profile



Reference EN 61760-1:2006

Profile feature	Standard SnPb solder	Lead (Pb) free solder
Preheat		
• Temperature min. (T_{smin})	100 °C	100 °C
• Temperature typ. (T_{styp})	120 °C	120 °C
• Temperature max. (T_{smax})	130 °C	130 °C
• Time (T_{smin} to T_{smax}) (t_s)	70 seconds	70 seconds
Δ preheat to max Temperature	150 °C max.	150 °C max.
Peak temperature (T_p)*	235 °C – 260 °C	250 °C – 265 °C
Time at peak temperature (t_p)	10 seconds max 5 seconds max each wave	10 seconds max 5 seconds max each wave
Ramp-down rate	~ 2 K/s min ~3.5 K/s typ ~5 K/s max	~ 2 K/s min ~3.5 K/s typ ~5 K/s max
Time 25 °C to 25 °C	4 minutes	4 minutes

Manual solder

+350 °C (4-5 seconds by soldering iron), generally manual/hand soldering is not recommended.

Life Support Policy: Eaton does not authorize the use of any of its products for use in life support devices or systems without the express written approval of an officer of the Company. Life support systems are devices which support or sustain life, and whose failure to perform, when properly used in accordance with instructions for use provided in the labeling, can be reasonably expected to result in significant injury to the user.

Eaton reserves the right, without notice, to change design or construction of any products and to discontinue or limit distribution of any products. Eaton also reserves the right to change or update, without notice, any technical information contained in this bulletin.

Eaton
Electronics Division
1000 Eaton Boulevard
Cleveland, OH 44122
United States
Eaton.com/electronics

© 2020 Eaton
All Rights Reserved
Printed in USA
Publication No. 11210 BU-MC20188
November 2020

Eaton is a registered trademark.

All other trademarks are property of their respective owners.

Follow us on social media to get the latest product and support information.



X-ON Electronics

Largest Supplier of Electrical and Electronic Components

Click to view similar products for [ESD Suppressors / TVS Diodes](#) category:

Click to view products by [Eaton](#) manufacturer:

Other Similar products are found below :

[60KS200C](#) [D12V0H1U2WS-7](#) [D18V0L1B2LP-7B](#) [82356050220](#) [D5V0M5U6V-7](#) [NTE4902](#) [P4KE27CA](#) [P6KE11CA](#) [P6KE39CA-TP](#)
[P6KE8.2A](#) [SA110CA](#) [SA60CA](#) [SA64CA](#) [SMBJ12CATR](#) [SMBJ8.0A](#) [SMLJ30CA-TP](#) [ESD101-B1-02ELS E6327](#) [ESD112-B1-02EL E6327](#)
[ESD119B1W01005E6327XTSA1](#) [ESD5V0L1B02VH6327XTSA1](#) [ESD7451N2T5G](#) [19180-510](#) [CPDT-5V0USP-HF](#) [3.0SMCJ33CA-F](#)
[3.0SMCJ36A-F](#) [HSPC16701B02TP](#) [D3V3Q1B2DLP3-7](#) [D55V0M1B2WS-7](#) [DESD5V0U1BL-7B](#) [DRTR5V0U4SL-7](#) [SCM1293A-04SO](#)
[ESD200-B1-CSP0201 E6327](#) [ESD203-B1-02EL E6327](#) [SM12-7](#) [SMF8.0A-TP](#) [SMLJ45CA-TP](#) [CEN955 W/DATA](#) [82350120560](#)
[82356240030](#) [VESD12A1A-HD1-GS08](#) [CPDUR5V0R-HF](#) [CPDUR24V-HF](#) [CPDQC5V0U-HF](#) [CPDQC5V0USP-HF](#) [CPDQC5V0-HF](#)
[D1213A-01LP4-7B](#) [D1213A-02WL-7](#) [ESDLIN1524BJ-HQ](#) [5KP100A](#) [5KP15A](#)