

Automotive and hardware/home center
product catalog

BUSSMANN
SERIES

Circuit protection technology
for automotive, home, off-road and RVs.




EATON

Powering Business Worldwide

Bussmann automotive planogram available

Bold look with more to offer.



Includes **14%**
more product

You can now meet the demands of the market by offering more circuit protection products on the same 4-foot inline planogram with our Automotive Aftermarket kit (4FTAUTO-KIT).

Each 4FTAUTO-KIT ships with one retail pack and one reorder backer tag card for each facing. The pegs may then be replenished with open stock.

Offer your customers more.
Order your 4FTAUTO-KIT today!



Order Catalog Number: 4FTAUTO-KIT
UPC Number: 051712-42208-6

Suggested planogram product layout available on page 33.

Package options

In addition to boxed product, Bussmann™ series products are also available in packaging that is designed for various retail environments and needs. These package options do not apply to every product. Check the Bussmann series price sheet for availability. Below are explanations of the various packaging you'll see listed in the product tables of this catalog. For more information, visit Eaton.com/BussmannConsumer.

Traditional packs — automotive

Tins

Examples: ATC-20, SFE-14

Blade fuses and glass tube fuses may be ordered in tins. A tin holds FIVE fuses with the exception of MAXI™ fuses which are packed ONE fuse per tin.



Polybags and boxes

Examples: CB123-20HB, FMX-20, HHM

Larger fuses like female MAXI, cartridge fuses and circuit breakers are packed ONE fuse per bag. High amp circuit breakers and fuse holders are packed in boxes.



Retail packs — automotive

Retail packs may be placed on a pegboard and come in blister packs and clamshells. They are generally ordered by adding the prefix "BP/" and suffix "-RP" or "-RPP" to the catalog number.

Single amp packs

Examples: BP/ATM-30-RP,
BP/ATC-20ID

These packs contain ONE to FIVE fuses of the same amp rating. Smaller parts are placed in blister packs while larger parts are placed in clamshells.



Multiple amp assortment packs

Examples: AGC-EK, ATC-ID-SK,
BP/ATM-A5-RP,
NO. 44

These packs house multiple fuses of varying amp ratings. Some packs come with a fuse puller. See pages 27 and 28 for details.



Additional packaging — automotive

Value packs

Examples: VP/ATC-30ID, VP/ATM-25-RP,
VP/FMX-A5-RP

Ideal for small shops, mobile technicians, and avid car enthusiasts, these re-sealable clamshells and blister packs house 10 *easyID*™ fuses or 25 standard blade fuses.



Bulk packs

Examples: BK/AGC-30, BK/ATM-10LP,
BK/MAX-20ID

Available on select products, bulk pack fuses are available in plastic bags or boxes. Ask your Bussmann series product sales rep or distributor for product availability.



Reload packs

Examples: ATM-2RLD, ATC-40RLD

Available on select products, reloads are bulk fuses packed in a clear polybag with product label and barcode. They are designed for re-loading product into installer assortments and tilt-bins like the NO.225.



Installer assortments

Examples: NO. 290, FUSE-CADDY2,
CDY10TRY-ATC

Contain a variety of circuit protection products for service technicians and repair shops.



Retail packs — electrical

Single amp assortment packs

Examples: BP/GMA-2A, BP/FRN-R-30ID,
BP/FRS-R-60

These packs contain ONE to FIVE fuses of the same amp rating. Glass fuses are placed in 1.77" W x 3.71" H cards.



Assortment packs

Examples: BP/ABC-A, NON-EK,
TL-EK

These packs contain multiple fuses of varying amp ratings. Some packs come with a fuse puller. See page 52 for details.



| | | |
|---|--|----------|
| Automotive products and accessories | | 6 |
| ATR, ATL, ATM, ATM-LP, ATC™ and MAXI™ blade fuses | | |
| | ATR 2-leg micro blade fuses | 7 |
| | ATL 3-leg micro blade fuses | 7 |
| | ATM and low-profile ATM fuses | 7 |
| | ATC fuses | 7 |
| | MAXI fuses | 7 |
| easyID™ ATR, ATM, ATC, MAXI and FMX indicating fuses | | |
| High amp fuses, cartridge fuses | | |
| Multi-pole fuses | MPF, MPF2 | 9 |
| Female MAXI™ | FMX, low-profile FMX | 9 |
| | FMM micro fuses, FMS slotted micro fuses | 9 |
| Cartridge fuses | FL family: FLB, FLD, FLF, FLG, FLJ, FLM, FLN, FLS | 10 |
| Battery terminal fuses | BTF-1P, BTF-2P, BTF-3P, BTF-5P | 11 |
| Multi slow-blow fuses | MUSB | 11 |
| High-amp stud-mount fuses/blocks | AMG/HMEG, AMI/HMID | 12 |
| Fuse holders and taps | | |
| ATR fuse holder | HH2 | 13 |
| ATM-LP fuse holders | HHV | 13 |
| ATM fuse holders | HHL, HHM, HHU, ATM-FHID | 13 |
| ATC fuse holders | HHC, HHD, HHF, HHG, HHR, HHS, ATC-FHID | 13 |
| MAXI fuse holders | HHX, MAX-FHID | 13 |
| ATR, ATM and ATC fuse taps and add-a-circuit | BP/ATM-TAP-RP, BP/ATC-TAP-RP, BP/HHTR-RP, BP/HHLP_RP, BP/HHH-RP, BP/HHA-RP | 14 |
| Glass tube fuse holders | HFA, HFB, HHB, HHK, HHN, HLR, HMJ, HMK, HRH, HRI, HRJ, HRK | 14 |
| Glass tube panel-mount | HKP HKP-HH, HTB | 14 |
| Fuse panels, blocks, fusible link wire and limiters | | |
| easyID ATC and ATM fuse panels | FP-ATC, FP-ATM | 15 |
| ATR, ATM and ATC blocks | BP/FB(poles)-ATR, BP/FB(poles)-ATM, BP/FB(poles)-ATC | 15 |
| ATM panels | RTMF | 15 |
| ATC panels | 15600 | 16 |
| FMX blocks | Fuse only: CBPFM, Fuse and relay: CBPRM | 16 |
| Glass tube blocks | S-8202-(poles), S8301-(poles) | 17 |
| Fusible link wire | BP/FL-14, BP/FL-16, BP/FLW-14 | 17 |
| Current limiters/blocks | ANN, ANL, SFR | 17 |
| Automotive circuit breakers | | |
| Low-profile ATM footprint | CB234 | 18 |
| ATM footprint | CB211, CB212, CB222OS, CB233, CB223OS, MMB | 18 |
| ATM mini devices | CB22901-1.5, CB22902-68, CB22903-6 | 18 |
| ATC footprint | ACB, CB221, CB222, CB223, CB227, CBB, CCB, FCB, UCB | 19 |
| MAXI footprint | CB1911, CB1921 | 20 |
| Glass tube footprint | CBF | 20 |
| Heavy-duty | Stud-terminal: CB123, CBC, CBP | 20-21 |
| Splash proof covers | CB-CVR, BK/CB-CVR, BP/CB_HB-CVR | 20, 36 |
| Panel-mount | CB174 | 21 |
| Quick-connect | CBT, CBU | 21 |
| High amp | CB181F, CB184F, CB185, CB185P, CB285F, CB251, CB187F, CB187P, CB255, CB285P | 22-23 |
| Junction blocks, terminal blocks and terminal strips | | |
| Junction blocks | JB3816-2, JB3816-3 | 24 |
| Terminal blocks and strips | TB200-(poles)B, TB300-(poles)B, C5237-(poles)BC | 24 |

Not all products are listed in this catalog. If additional amperages are needed, contact your Bussmann series product representative. Some catalog numbers shown in this catalog are non-stock items and require longer lead times. Always check the latest price sheet for product status and availability.

Bussmann series solutions comply with major industrial standards and agency requirements such as: BS, IEC, DIN, UL, NEMA, SAE, CSA, CE, C-UL, etc. and are manufactured at facilities that are ISO 9000 certified. This catalog is intended to present product data and provide technical information that will help the end user with design application. Bussmann reserves the right, without notice, to change design or construction of any products and to discontinue or limit distribution of any products. Eaton also reserves the right to change or update, without notice, any technical information contained in this catalog. Once a product has been selected, it should be tested by the user in all possible applications. Further, Eaton takes no responsibility for errors or omissions contained in this catalog, or for misapplication of any Bussmann series product. Extensive product information is available in the Bussmann series product data sheets available online at Eaton.com/BussmannConsumer.

| | | |
|---|---|--------------------------|
| Toggle, rocker and battery disconnect switches | | |
| Switches | Toggle, indicating toggle, "Duckbill" toggle, metal housing toggle and rocker | 25 |
| Battery switches | BMS-1, BMS-2, 15968-1 | 25 |
| Automotive flashers, lighting control modules and LED flashers | | 26 |
| Retail packaging, assortments and displays | | |
| Automotive retail | Bonus assortment packs | 27 |
| | Preparedness assortment packs | 28 |
| | Emergency assortment packs | 28 |
| Automotive installer | Cartridge and blade fuse bulk assortments | 29-30 |
| | Fuse caddy installer assortments | 30 |
| | Five- and ten-cavity tray installer assortments | 31 |
| | Installer tilt-bin assortments | 32 |
| Automotive planogram | 4FTAUTO-KIT, 4FTAUTO-TAGS | 32 |
| | Suggested planogram layout | 33 |
| Marine and RV products | | 34 |
| High-amp circuit breakers | CB285F, CB187F, CB251, CB255, CB187P, CB285P | 35 |
| Assortments | NO.108BK, BP/AGC-AH10-RP, BP/MDL-1, MA-5, BP/AGC-SFE-A5-RP | 35 |
| Marine rated battery fuses/mounting bar | CBBF, CBBF-MBC mounting bar | 36 |
| Class T fuses | JJN 110 - 400 A | 36 |
| Splash proof covers | CB-CVR, BK/CB-CVR, BP/CB_HB-CVR | 36 |
| Battery separators | RB-BS-1314, RB-BS-1315 | 36 |
| Battery isolators | RB-BI-70A, RB-BI-95A, RB-BI-120A, RB-BI-130A, RB-BI-240A | 37 |
| Battery isolator install kits | RB-BIK-1882, RB-GM-Kit | 37 |
| Hardware and home products | | 38 |
| Glass and ceramic tube fuses | | |
| Fuse overview and sizes | | 39 |
| Fast-acting 1/4" | AGA, AGW, AGX, ABC, AGC, GBB, GBC, SFE | 40-41 |
| Fast-acting midget | AGU, AGU-GP | 41 |
| Time-delay 1/4" | MDA, MDL, MDQ | 41 |
| Fast-acting 5x20 mm | GDA, GDB, GMA | 42 |
| Time-delay 5x20 mm | GDC, GMC, GMD | 42 |
| Non-rejection inline fuse for HLR holder | GMF | 42 |
| Cartridge fuses | | |
| Class K5 and H | NON, NOS | 43 |
| Class RK5 | FRN-R, FRN-R-_ID, FRS-R, FRS-R-_ID | 44-45 |
| Canadian CSA Type D and P | CDN, PON | 45 |
| Fast-acting midget, Class CC | BAF, KTK, KTK-R | 46 |
| Time-delay midget, Class CC | FNM, FNQ, FNQ-R | 47 |
| Class G specialty fuses | SC | 47 |
| Plug fuses, adapters and circuit breakers | | |
| UL® Edison base | Type T, TL | 48 |
| | BP/MB Edison base circuit breakers | |
| UL rejection base | Type S, SL | 49 |
| | Type SA rejection base adapters | |
| CSA® Edison base fuses | Type TC, P | 49 |
| | CP/MB Edison base circuit breakers | |
| Box cover units | SOU, SRU, SSN, SSU, SSY, SSY-RL, STY | 50 |
| Surge protective device | RB-SPP-240PN Type 1 SPD | 50 |
| Accessories | | |
| Fuse pullers | FP-A3, FP-2, FP-3, FP-4, FP-6 | 51 |
| Fuse testers/pullers | FT-2, FT-3 | 51 |
| NON and FRN-R fuse reducers | NO.263, NO.263-R, NO.216-R, NO.2621-R | 51 |
| Hardware packaging and assortments | | |
| Hardware packaging | Fuse assortments and emergency kits and holiday light fuse assortments | 52 |
| Hardware planogram | 2FTHDWR-KIT, 2FTHDWR-TAGS | 53 |
| Circuit protection specifications | | 54-57 |
| Catalog number index | | 58 |
| Automotive fuse selection made easy chart | | Inside back cover |



Automotive products and accessories

The industry standard - used in most domestic and imported cars today. All Bussmann series blade fuses meet or exceed OEM and SAE standards.

ATR blade fuses

2-Leg micro fuses

These space-saving fuses are used on newer vehicles.



| Color code | Amps | Trad'l pack* | Retail pack** | Bulk pack*** |
|------------|-------|--------------|-----------------|--------------|
| Tan | 5 | ATR-5 | BP/ATR-5-RP | BK/ATR-5 |
| Brown | 7-1/2 | ATR-7-1/2 | BP/ATR-7-1/2-RP | BK/ATR-7-1/2 |
| Red | 10 | ATR-10 | BP/ATR-10-RP | BK/ATR-10 |
| Blue | 15 | ATR-15 | BP/ATR-15-RP | BK/ATR-15 |
| Yellow | 20 | ATR-20 | BP/ATR-20-RP | BK/ATR-20 |
| Clear | 25 | ATR-25 | BP/ATR-25-RP | BK/ATR-25 |
| Green | 30 | ATR-30 | BP/ATR-30-RP | BK/ATR-30 |

* 5 Fuses per pack, 20 packs per shelf carton.
 ** 5 Fuses per pack, 5 packs per shelf carton.
 *** 50 Fuses per pack.

ATM blade fuses

See page 8 for easyID™ indicating versions

ATM fuses feature an enclosed element for electrical isolation, corrosion resistance and longer service life.



| Color code | Amps | Trad'l pack* | Reload** | Retail pack*** | Value pack† | Bulk pack‡ |
|------------|-------|--------------|--------------|-----------------|-----------------|--------------|
| Black | 1 | ATM-1 | — | — | — | BK/ATM-1 |
| Gray | 2 | ATM-2 | ATM-2RLD | BP/ATM-2-RP | VP/ATM-2-RP | BK/ATM-2 |
| Violet | 3 | ATM-3 | ATM-3RLD | BP/ATM-3-RP | VP/ATM-3-RP | BK/ATM-3 |
| Pink | 4 | ATM-4 | — | BP/ATM-4-RP | VP/ATM-4-RP | BK/ATM-4 |
| Tan | 5 | ATM-5 | ATM-5RLD | BP/ATM-5-RP | VP/ATM-5-RP | BK/ATM-5 |
| Brown | 7-1/2 | ATM-7-1/2 | ATM-7-1/2RLD | BP/ATM-7-1/2-RP | VP/ATM-7-1/2-RP | BK/ATM-7-1/2 |
| Red | 10 | ATM-10 | ATM-10RLD | BP/ATM-10-RP | VP/ATM-10-RP | BK/ATM-10 |
| Blue | 15 | ATM-15 | ATM-15RLD | BP/ATM-15-RP | VP/ATM-15-RP | BK/ATM-15 |
| Yellow | 20 | ATM-20 | ATM-20RLD | BP/ATM-20-RP | VP/ATM-20-RP | BK/ATM-20 |
| Clear | 25 | ATM-25 | ATM-25RLD | BP/ATM-25-RP | VP/ATM-25-RP | BK/ATM-25 |
| Green | 30 | ATM-30 | ATM-30RLD | BP/ATM-30-RP | VP/ATM-30-RP | BK/ATM-30 |

* 5 Fuses per pack, 20 packs per shelf carton.
 ** 5 Fuses per pack.
 *** 5 Fuses per pack, 5 packs per shelf carton.
 † 25 Fuses per pack, 5 packs per shelf carton.
 ‡ 500 Fuses per pack.

Low-profile ATM blade fuses

Low-profile ATM fuses have the same ratings and universal color-coding as ATM and ATC fuses.



| Color code | Amps | Trad'l pack* | Retail pack** | Value pack*** | Bulk pack† |
|------------|-------|--------------|-------------------|----------------|----------------|
| Gray | 2 | ATM-2LP | — | — | — |
| Violet | 3 | ATM-3LP | — | — | — |
| Pink | 4 | ATM-4LP | — | — | — |
| Tan | 5 | ATM-5LP | BP/ATM-5LP-RP | — | BK/ATM-5LP |
| Brown | 7-1/2 | ATM-7-1/2LP | BP/ATM-7-1/2LP-RP | — | BK/ATM-7-1/2LP |
| Red | 10 | ATM-10LP | BP/ATM-10LP-RP | VP/ATM-10LP-RP | BK/ATM-10LP |
| Blue | 15 | ATM-15LP | BP/ATM-15LP-RP | VP/ATM-15LP-RP | BK/ATM-15LP |
| Yellow | 20 | ATM-20LP | BP/ATM-20LP-RP | VP/ATM-20LP-RP | BK/ATM-20LP |
| Clear | 25 | ATM-25LP | BP/ATM-25LP-RP | — | BK/ATM-25LP |
| Green | 30 | ATM-30LP | BP/ATM-30LP-RP | — | BK/ATM-30LP |

* 5 Fuses per pack, 20 packs per shelf carton.
 ** 5 Fuses per pack, 5 packs per shelf carton.
 *** 25 Fuses per pack, 5 packs per shelf carton.
 † 500 Fuses per pack.

ATL blade fuses

3-Leg micro fuses

These space-saving fuses are used on newer vehicles. The ATL fuses combine protection for two circuits in one package.



| Color code | Amps | Trad'l pack* | Bulk pack** |
|------------|-------|--------------|--------------|
| Tan | 5 | ATL-5 | BK/ATL-5 |
| Brown | 7-1/2 | ATL-7-1/2 | BK/ATL-7-1/2 |
| Red | 10 | ATL-10 | BK/ATL-10 |
| Blue | 15 | ATL-15 | BK/ATL-15 |

* 5 Fuses per pack, 20 packs per shelf carton.
 ** 50 Fuses per pack.

ATC™ blade fuses

See page 8 for easyID indicating versions

ATC blade fuses use the industry standard color-coding to indicate amp rating. Bussmann series ATC fuses are UL Recognized and feature an enclosed element for electrical isolation, corrosion resistance and longer service life. BK/ATC-5 through 30 A also available with open body. Refer to data sheet No. 2009 for available options.



| Color code | Amps | Trad'l pack* | Reload** | Retail pack*** | Value pack† | Bulk pack‡ |
|------------|-------|--------------|--------------|-----------------|-----------------|--------------|
| Black | 1 | ATC-1 | — | BP/ATC-1-RP | — | BK/ATC-1 |
| Gray | 2 | ATC-2 | — | BP/ATC-2-RP | — | BK/ATC-2 |
| Violet | 3 | ATC-3 | ATC-3RLD | BP/ATC-3-RP | VP/ATC-3-RP | BK/ATC-3 |
| Pink | 4 | ATC-4 | ATC-4RLD | BP/ATC-4-RP | VP/ATC-4-RP | BK/ATC-4 |
| Tan | 5 | ATC-5 | ATC-5RLD | BP/ATC-5-RP | VP/ATC-5-RP | BK/ATC-5 |
| Brown | 7-1/2 | ATC-7-1/2 | ATC-7-1/2RLD | BP/ATC-7-1/2-RP | VP/ATC-7-1/2-RP | BK/ATC-7-1/2 |
| Red | 10 | ATC-10 | ATC-10RLD | BP/ATC-10-RP | VP/ATC-10-RP | BK/ATC-10 |
| Blue | 15 | ATC-15 | ATC-15RLD | BP/ATC-15-RP | VP/ATC-15-RP | BK/ATC-15 |
| Yellow | 20 | ATC-20 | ATC-20RLD | BP/ATC-20-RP | VP/ATC-20-RP | BK/ATC-20 |
| Clear | 25 | ATC-25 | ATC-25RLD | BP/ATC-25-RP | VP/ATC-25-RP | BK/ATC-25 |
| Green | 30 | ATC-30 | ATC-30RLD | BP/ATC-30-RP | VP/ATC-30-RP | BK/ATC-30 |
| Bl-Gn | 35 | ATC-35 | — | — | — | BK/ATC-35 |
| Orange | 40 | ATC-40 | — | BP/ATC-40-RP | VP/ATC-40-RP | BK/ATC-40 |

* 5 Fuses per pack, 20 packs per shelf carton.
 ** 25 Fuses per pack.
 *** 5 Fuses per pack, 5 packs per shelf carton.
 † 25 Fuses per pack, 5 packs per shelf carton.
 ‡ 500 Fuses per pack.

MAXI™ (MAX) blade fuses

See page 8 for easyID indicating versions

MAXI fuses protect circuits in the wiring harness - usually found under the hood, in a fuse panel or supplementary panel near the battery. Ideal for aftermarket accessories (such as high-end stereos) that require protection up to 80 amps.



| Color code | Amps | Trad'l. pack* | Retail pack** | Bulk pack*** |
|------------|------|---------------|---------------|--------------|
| Yellow | 20 | MAX-20 | BP/MAX-20-RP | BK/MAX-20 |
| Gray | 25 | MAX-25 | — | BK/MAX-25 |
| Green | 30 | MAX-30 | BP/MAX-30-RP | BK/MAX-30 |
| Brown | 35 | MAX-35 | — | BK/MAX-35 |
| Orange | 40 | MAX-40 | BP/MAX-40-RP | BK/MAX-40 |
| Red | 50 | MAX-50 | BP/MAX-50-RP | BK/MAX-50 |
| Blue | 60 | MAX-60 | BP/MAX-60-RP | BK/MAX-60 |
| Tan | 70 | MAX-70 | BP/MAX-70-RP | BK/MAX-70 |
| Clear | 80 | MAX-80 | BP/MAX-80-RP | BK/MAX-80 |

* 1 Fuse per pack, 20 packs per shelf carton.
 ** 1 Fuse per pack, 5 packs per shelf carton.
 *** 250 Fuses per pack.

Finding the open fuse is easy with Bussmann series easyID blade fuses and holders

These drop-in replacements are available for applications that can benefit from open fuse indication. The easyID indicating blade fuses and holders use LED technology that makes blown fuses easy to spot in fuse panels tucked up under dark dashboards.

In-line easyID fuse holders allow adding fused circuits with blown fuse indication using regular ATM, ATC and MAXI fuses.

Trilingual packaging in English, Spanish and French.

easyID ATR micro fuses

| Color code | Amps | Retail pack* |
|------------|------|--------------|
| Red | 10 | BP/ATR-101D |
| Blue | 15 | BP/ATR-151D |
| Yellow | 20 | BP/ATR-201D |
| Green | 30 | BP/ATR-301D |



BP/ATR-AID fuse assortment (see page 28)

Contains one each of 10, 15, 30 and two each 20 amp fuses.

easyID ATM fuses

See page 13 for easyID fuse holder and page 15 for easyID fuse panels.



| Color code | Amps | Retail pack* | Value pack** | Bulk pack*** |
|------------|-------|----------------|--------------|----------------|
| Violet | 3 | BP/ATM-3ID | — | BK/ATM-3ID |
| Tan | 5 | BP/ATM-5ID | — | BK/ATM-5ID |
| Brown | 7-1/2 | BP/ATM-7-1/2ID | — | BK/ATM-7-1/2ID |
| Red | 10 | BP/ATM-10ID | VP/ATM-10ID | BK/ATM-10ID |
| Blue | 15 | BP/ATM-15ID | VP/ATM-15ID | BK/ATM-15ID |
| Yellow | 20 | BP/ATM-20ID | VP/ATM-20ID | BK/ATM-20ID |
| Clear | 25 | BP/ATM-25ID | VP/ATM-25ID | BK/ATM-25ID |
| Green | 30 | BP/ATM-30ID | VP/ATM-30ID | BK/ATM-30ID |

easyID ATC™ fuses

With a large installed base, the ATC easyID indicating fuse has great selling potential in popular amp ratings with trilingual packaging that's designed for easy selling.

See page 13 for easyID fuse holder and page 15 for easyID fuse panels.



| Color code | Amps | Retail pack* | Value pack** | Bulk pack*** |
|------------|-------|----------------|--------------|----------------|
| Violet | 3 | BP/ATC-3ID | — | BK/ATC-3ID |
| Tan | 5 | BP/ATC-5ID | — | BK/ATC-5ID |
| Brown | 7-1/2 | BP/ATC-7-1/2ID | — | BK/ATC-7-1/2ID |
| Red | 10 | BP/ATC-10ID | VP/ATC-10ID | BK/ATC-10ID |
| Blue | 15 | BP/ATC-15ID | VP/ATC-15ID | BK/ATC-15ID |
| Yellow | 20 | BP/ATC-20ID | VP/ATC-20ID | BK/ATC-20ID |
| Clear | 25 | BP/ATC-25ID | VP/ATC-25ID | BK/ATC-25ID |
| Green | 30 | BP/ATC-30ID | VP/ATC-30ID | BK/ATC-30ID |
| Blue-Green | 35 | BP/ATC-35ID | — | — |
| Orange | 40 | BP/ATC-40ID | — | BK/ATC-40ID |

* 2 Fuses per pack, 5 packs per shelf carton.
 ** 10 Fuses per pack, 5 packs per shelf carton.
 *** 50 Fuses per pack.

BP/ATC-AID fuse assortment (see page 28)

Contains one each of 10, 15, 20, 25 and 30 amp fuses.

ATC-FP-AID fuse emergency kit (see page 28)

Contains one each of 10, 15, 20, 25 and 30 amp fuses plus a fuse puller.

ATC-ID-SK fuse service kit (see page 27)

Contains seven each of 5, 10, 15, 20, 25 and 30 amp fuses, making this kit ideal for fleet maintenance departments.

BP/ATM-AID fuse assortment (see page 28)

Contains one each of 10, 15, 20, 25 and 30 amp fuses.

ATM-FP-AID fuse emergency kit (see page 28)

Contains one each of 10, 15, 20, 25 and 30 amp fuses plus a fuse puller.

ATM-ID-SK fuse service kit (see page 27)

Contains six each of 5, 10, 15, 20, 25 and 30 amp fuses, making this service kit ideal for fleet maintenance departments.

easyID FMX female MAXI fuses

Following on the popularity and wider application of FMX fuses for late-model vehicles, the easyID FMX fuse, with LED blown fuse indication, is available in popular amp ratings with trilingual packaging that's designed for easy selling.

| Color | Amps | Retail pack* |
|--------|------|--------------|
| Blue | 20 | BP/FMX-20ID |
| Pink | 30 | BP/FMX-30ID |
| Green | 40 | BP/FMX-40ID |
| Red | 50 | BP/FMX-50ID |
| Yellow | 60 | BP/FMX-60ID |



easyID MAXI fuses

With ratings up to 100 amps, the Bussmann series easyID MAXI indicating fuse line is a sure seller with trilingual retail packaging that's designed for easy selling.

See page 13 for easyID fuse holder.



| Color code | Amps | Retail pack* | Bulk pack** |
|------------|------|--------------|-------------|
| Yellow | 20 | BP/MAX-20ID | — |
| Green | 30 | BP/MAX-30ID | BK/MAX-30ID |
| Orange | 40 | BP/MAX-40ID | BK/MAX-40ID |
| Red | 50 | BP/MAX-50ID | BK/MAX-50ID |
| Blue | 60 | BP/MAX-60ID | BK/MAX-60ID |
| Violet | 100 | BP/MAX-100ID | — |

* 1 Fuse per pack, 5 packs per shelf carton.
 ** 250 Fuses per pack.

Multi-pole fuses

Bussmann series multi-pole fuses (MPFs) provide sales-making opportunities formerly only dealerships and online parts websites enjoyed.

Multi-pole fuses are OEM fuses that combine multiple circuits in to a single design to reduce the weight, space and cost of traditional fusing solutions. These fuses have been used since 2002 in popular models of Nissan®, Infiniti®, Toyota®, and Lexus models.

These fuses are easy to replace by service technicians and DIYers alike using the same female maxi-type fuse puller.



MPF

32 Vdc multi-pole fuses

| Color code | Amps | Trad'l pack* | Bulk pack** | Retail pack | OEM no. | Vehicle make |
|------------|------------|--------------|-------------|-------------|-------------|------------------|
| Pink | 40, 30, 30 | MPF-433X | BK/MPF-433X | — | 24370-C9902 | Nissan, Infiniti |
| Green | 40, 40, 40 | MPF-444X | BK/MPF-444X | BP/MPF-444X | 24370-C9900 | Nissan, Infiniti |
| Red | 50, 30, 30 | MPF-533X | BK/MPF-533X | — | 24370-C9906 | Nissan, Infiniti |
| Blue | 50, 30, 40 | MPF-534X | BK/MPF-534X | — | 24370-C9907 | Nissan, Infiniti |
| Yellow | 60, 30, 30 | MPF-633X | BK/MPF-534X | — | 24370-C9904 | Nissan |

* 1 Fuse per pack, 10 packs per shelf carton.
** 50 Fuses per pack.

MPF2

58 Vdc multi-pole fuses



| Color code | Amps | Trad'l pack* | Bulk pack** | OEM no. | Vehicle make |
|------------|------------|--------------|--------------|-------------|------------------|
| Yellow | 30, 20, 40 | MPF2-324X | BK/MPF2-324X | 24370-C991C | Nissan |
| Pink | 40, 30, 30 | MPF2-433X | BK/MPF2-433X | 24370-C991A | Nissan |
| | | | | 90982-08308 | Toyota, Lexus |
| Green | 40, 40, 40 | MPF2-444X | BK/MPF2-444X | 24370-C991B | Nissan, Infiniti |
| | | | | 90982-08299 | Toyota, Lexus |
| Red | 50, 30, 30 | MPF2-533X | BK/MPF2-533X | 24370-C992A | Nissan, Infiniti |
| | | | | 90982-08300 | Toyota, Lexus |
| Blue | 50, 30, 40 | MPF2-534X | BK/MPF2-534X | 24370-C992B | Nissan, Infiniti |
| | | | | 90982-08301 | Toyota, Lexus |
| Black | 50, 30, 50 | MPF2-535X | BK/MPF2-535X | 24370-C992C | Nissan, Infiniti |
| | | | | 90982-08302 | Toyota, Lexus |
| Maroon | 50, 50, 50 | MPF2-555X | BK/MPF2-555X | 90982-08303 | Lexus |


* 1 Fuse per pack, 10 packs per shelf carton.
** 50 Fuses per pack.

Female MAXI fuses

Developed to meet the demand for smaller components, the FMX and low-profile FMX female MAXI fuses offer high amp protection in compact packages. Both FMX and low-profile FMX fuses are available in amp ratings from 20 to 60 A.

See page 8 for *easyID* FMX female MAXI fuses.


FMX Female MAXI fuses



| Color code | Amps | Trad'l pack* | Retail pack** |
|------------|------|--------------|---------------|
| Blue | 20 | FMX-20 | BP/FMX-20-RP |
| White | 25 | FMX-25 | BP/FMX-25-RP |
| Pink | 30 | FMX-30 | BP/FMX-30-RP |
| Green | 40 | FMX-40 | BP/FMX-40-RP |
| Red | 50 | FMX-50 | BP/FMX-50-RP |
| Yellow | 60 | FMX-60 | BP/FMX-60-RP |

* 1 Fuse per pack, 10 packs per shelf carton.
** 1 Fuse per pack, 5 packs per shelf carton.

FMX-LP Low-profile female MAXI fuses



| Color code | Amps | Trad'l pack* | Retail pack** |
|------------|------|--------------|----------------|
| Blue | 20 | FMX-20LP | BP/FMX-20LP-RP |
| White | 25 | FMX-25LP | BP/FMX-25LP-RP |
| Pink | 30 | FMX-30LP | BP/FMX-30LP-RP |
| Green | 40 | FMX-40LP | BP/FMX-40LP-RP |
| Red | 50 | FMX-50LP | BP/FMX-50LP-RP |
| Yellow | 60 | FMX-60LP | BP/FMX-60LP-RP |

* 1 Fuse per pack, 10 packs per shelf carton.
** 1 Fuse per pack, 5 packs per shelf carton.


FMM Micro fuses



| Color code | Amps | Trad'l pack* | Retail pack** |
|------------|------|--------------|---------------|
| Grey | 15 | FMM-15 | BP/FMM-15-RP |
| Blue | 20 | FMM-20 | BP/FMM-20-RP |
| White | 25 | FMM-25 | BP/FMM-25-RP |
| Pink | 30 | FMM-30 | BP/FMM-30-RP |
| Green | 40 | FMM-40 | BP/FMM-40-RP |

* 1 Fuse per pack, 10 packs per shelf carton.
** 1 Fuse per pack, 5 packs per shelf carton.

FMS Slotted micro fuses



| Color code | Amps | Trad'l pack* | Retail pack** |
|------------|------|--------------|---------------|
| Grey | 15 | FMS-15 | BP/FMS-15-RP |
| Blue | 20 | FMS-20 | BP/FMS-20-RP |
| White | 25 | FMS-25 | BP/FMS-25-RP |
| Pink | 30 | FMS-30 | BP/FMS-30-RP |
| Green | 40 | FMS-40 | BP/FMS-40-RP |
| Red | 50 | FMS-50 | BP/FMS-50-RP |
| Yellow | 60 | FMS-60 | BP/FMS-60-RP |

* 1 Fuse per pack, 10 packs per shelf carton.
** 1 Fuse per pack, 5 packs per shelf carton.


FL family of cartridge fuses

Used primarily in Japanese-designed vehicles for wiring harness protection.

FLB

Bolt-mount fuses

Fits 13/16" bolt terminal fuse block.



| Color code | Amps | Trad'l pack* | Retail pack** |
|------------|------|--------------|---------------|
| Pink | 30 | FLB-30 | BP/FLB-30-RP |
| Green | 40 | FLB-40 | BP/FLB-40-RP |
| Red | 50 | FLB-50 | BP/FLB-50-RP |
| Yellow | 60 | FLB-60 | BP/FLB-60-RP |
| Brown | 70 | FLB-70 | BP/FLB-70-RP |
| Black | 80 | FLB-80 | BP/FLB-80-RP |
| Blue | 100 | FLB-100 | BP/FLB-100-RP |
| Gray | 120 | FLB-120 | BP/FLB-120-RP |
| Maroon | 140 | FLB-140 | BP/FLB-140-RP |

* 1 Fuse per pack, 10 packs per shelf carton.

** 1 Fuse per pack, 5 packs per shelf carton.

FLD

Bolt-mount fuses

Fits 9/16" bolt terminal fuse block.



| Color code | Amps | Trad'l pack* | Retail pack** |
|------------|------|--------------|---------------|
| Pink | 30 | FLD-30 | BP/FLD-30-RP |
| Green | 40 | FLD-40 | BP/FLD-40-RP |
| Red | 50 | FLD-50 | BP/FLD-50-RP |
| Black | 80 | FLD-80 | BP/FLD-80-RP |
| Blue | 100 | FLD-100 | BP/FLD-100-RP |
| Gray | 120 | FLD-120 | BP/FLD-120-RP |
| Maroon | 140 | FLD-140 | BP/FLD-140-RP |

* 1 Fuse per pack, 10 packs per shelf carton.

** 1 Fuse per pack, 5 packs per shelf carton.

FLF

Female fuses



| Color code | Amps | Trad'l pack* | Retail pack** |
|------------|------|--------------|---------------|
| Lt-Blue | 20 | FLF-20 | BP/FLF-20-RP |
| Pink | 30 | FLF-30 | BP/FLF-30-RP |
| Green | 40 | FLF-40 | BP/FLF-40-RP |
| Red | 50 | FLF-50 | BP/FLF-50-RP |
| Yellow | 60 | FLF-60 | BP/FLF-60-RP |

* 1 Fuse per pack, 10 packs per shelf carton.

** 1 Fuse per pack, 5 packs per shelf carton.

FLG

Female fuses



| Color code | Amps | Trad'l pack* |
|------------|------|--------------|
| Red | 50 | FLG-50 |
| Yellow | 60 | FLG-60 |
| Black | 80 | FLG-80 |

* 1 Fuse per pack, 10 packs per shelf carton.

FLJ

Female fuses for Nissan vehicles



| Color code | Amps | Trad'l pack* | OEM part no. | Vehicle make |
|------------|------|--------------|--------------|------------------|
| Red | 45 | FLJ-45 | 24370-89960 | Nissan, Infiniti |
| Black | 65 | FLJ-65 | 24370-89910 | Nissan, Infiniti |

* 1 Fuse per pack, 10 packs per shelf carton.

FLM

Male fuses



| Color code | Amps | Trad'l pack* | Retail pack** |
|------------|------|--------------|---------------|
| Pink | 30 | FLM-30 | BP/FLM-30-RP |
| Green | 40 | FLM-40 | BP/FLM-40-RP |
| Yellow | 60 | FLM-60 | BP/FLM-60-RP |
| Black | 80 | FLM-80 | BP/FLM-80-RP |
| Blue | 100 | FLM-100 | BP/FLM-100-RP |
| Gray | 120 | FLM-120 | BP/FLM-120-RP |
| Violet | 140 | FLM-140 | BP/FLM-140-RP |

* 1 Fuse per pack, 10 packs per shelf carton.

** 1 Fuse per pack, 5 packs per shelf carton.

FLN

Female fuses with tab



| Color code | Amps | Trad'l pack* | Retail pack** |
|------------|------|--------------|---------------|
| Brown | 25 | FLN-25 | BP/FLN-25-RP |
| Green | 30 | FLN-30 | BP/FLN-30-RP |

* 1 Fuse per pack, 10 packs per shelf carton.

** 1 Fuse per pack, 5 packs per shelf carton.

FLS

Miniature female fuses



| Color code | Amps | Trad'l pack* | Retail pack** |
|------------|------|--------------|---------------|
| Pink | 30 | FLS-30 | BP/FLS-30-RP |
| Green | 40 | FLS-40 | BP/FLS-40-RP |

* 1 Fuse per pack, 10 packs per shelf carton.

** 1 Fuse per pack, 5 packs per shelf carton.

BTF

Battery terminal fuses



Bussmann series battery terminal fuses (BTFs) provide sales-making opportunities formerly only dealerships and online parts websites enjoyed.

These fuses have been used since 2001 in popular models of Chrysler®, Ford®, Lexus, Lincoln, Mercury, Mitsubishi, Nissan®, Scion, Subaru, Suzuki, and Toyota® models.

Bussmann series BTFs are OEM fuses that contain one or more circuits in a single design to reduce the weight, space and cost of traditional fusing solutions to protect the cables coming off the battery and other electrical components.

These fuses are easy to replace by service technicians and DIYers alike using common hand tools.

See page 25 for battery switches, and pages 36 and 37 for isolators and separators


| Amps | Trad'l pack | Retail pack | OEM part no. | Vehicle make |
|---------------------------|--------------------|------------------|-----------------------|---------------------------|
| 80 | BTF-1P-80* | — | 82211AG150 | Subaru |
| | | | 3673-950J00 | Suzuki |
| 100 | BTF-1P-100* | — | MN164187, MR522172 | Mitsubishi |
| | | | 3673-952J00 | Suzuki |
| 120 | BTF-1P-120* | — | MN164188 | Mitsubishi |
| | | | 3673-966J00 | Suzuki |
| 140 | BTF-1P-140* | — | MR551902 | Chrysler, Dodge |
| | | | 82620-33040 | Lexus, Scion, Toyota |
| 180, 120 | BTF-2P-180120* | — | 24380-JA70A | Nissan |
| | | | 68164797-AA | Chrysler |
| 200, 100 | BTF-2P-200100* | — | BR3Z-14526-AA | Ford |
| | | | AE5Z-14526-BA | Ford, Lincoln, Mercury |
| 250, 125 | BTF-2P-250125* | BP/BTF-2P-250125 | AL3Z-14526-AA | Ford |
| 120, 60, 80 | BTF-3P-1206080** | — | 82620-52080A | Scion, Toyota |
| 120, 80, 80 | BTF-3P-1208080** | — | 82620-52060A | Scion, Toyota |
| 100, 100, 80, 60, 80 | BTF-5P-1010868** | — | 24380-79910 | Nissan |
| 120, 100, 80, 60, 80 | BTF-5P-1210868** | — | 24380-79912 | Nissan |
| 140, 100, 100, 100, 80 | BTF-5P-141010108** | — | 24380-7994A | Nissan |
| 250, 100, 80, 80, 80 | BTF-5P-25010888** | — | 24380-79918 | Nissan |
| 225, 100, 60, 100, 80 | BTF-5P-225106108** | — | 24380-79919 | Nissan |

* 1 Fuse per pack, 5 packs per shelf carton.

** 1 Fuse per pack, 3 packs per shelf carton.

MUSB

Multi slow-blow fuses



The new line of Bussmann series multi slow-blow fuses address the automotive manufacturers' move to design custom circuit protection technology for their vehicles.

| Amps | Trad'l pack | OEM part no. | Vehicle make |
|---|-------------|----------------|--------------|
| 100, 70 | MUSB-A1 | 38231-SDA-A01 | Honda, Acura |
| 120, 70 | MUSB-A2 | 38231-SFY-003 | Honda, Acura |
| 100, 40 | MUSB-A3 | 38231-SEP-A01 | Honda, Acura |
| 120, 40 | MUSB-A4 | 38231-SFE-J01 | Honda, Acura |
| 70, 30, 40, 20, 30, 100 | MUSB-L1-2 | 38231-T0A-A01 | Honda, Acura |
| 70, 40, 20, 40, 30, 120 | MUSB-L1-4 | 38231-TX4-A01 | Honda, Acura |
| 20, 20, 20, 20 | MUSB-L3-1 | 38233-TR0-A01 | Acura |
| 30, 30, 30, 30 | MUSB-L3-3 | 38233-T6A-J01 | Honda, Acura |
| 30, 40, 30, 40 | MUSB-L3-5 | 38233-TX4-A01 | Acura |
| 50, 60, 60, 30, 30, 30, 30, 40, 30, 20, 20 | MUSB-M2-1 | 38232-TRO-A01 | Honda, Acura |
| 50, 60, 60, 50, 30, 30, 40, 30, 30, 40 | MUSB-M4-1 | 38234-TX4-A01 | Acura |
| 125, 100, 325, shunt | MUSB-T1 | FUST-14A068-CC | Ford |
| 125, 80, 300, shunt | MUSB-T4 | GUST-14068-BA | Ford |
| Shunt, 285, 200, 125 | MUSB-T5 | HUST-14A068-BB | Ford |

AMG

Stud-mount fuses

AMG fuses are for high current applications on select late model vehicles and available in ratings from 80 to 500 A. Use with the HMEG fuse block — see below.



| Amps | Trad'l pack* | Retail pack** |
|------|--------------|---------------|
| 80 | AMG-80 | — |
| 100 | AMG-100 | BP/AMG-100-RP |
| 125 | AMG-125 | BP/AMG-125-RP |
| 150 | AMG-150 | BP/AMG-150-RP |
| 175 | AMG-175 | BP/AMG-175-RP |
| 200 | AMG-200 | BP/AMG-200-RP |
| 225 | AMG-225 | — |
| 250 | AMG-250 | BP/AMG-250-RP |
| 300 | AMG-300 | — |
| 400 | AMG-400 | — |
| 450 | AMG-450 | — |
| 500 | AMG-500 | — |

* 1 Fuse per pack, 10 packs per shelf carton.
** 1 Fuse per pack, 5 packs per shelf carton.

HMEG

Fuse block

For use with up to 500 amp AMG fuses, the HMEG bolt-in fuse holder features an impact resistant base and elastomer cover for full access and ease of wiring using 8 AWG to 1/0 wire.

Order catalog number **HMEG*** or bulk catalog number **FMG-211.****

* 1 fuse block per pack, 24 packs per master carton.
** 100 fuse blocks per pack.



AMI

Stud-mount fuses

Used in some late model vehicle systems for high power distribution. Use with HMID fuse holder — see below.



| Color code | Amps | Trad'l pack* |
|------------|------|--------------|
| Orange | 30 | AMI-30 |
| Green | 40 | AMI-40 |
| Red | 50 | AMI-50 |
| Yellow | 60 | AMI-60 |
| Brown | 70 | AMI-70 |
| White | 80 | AMI-80 |
| Blue | 100 | AMI-100 |
| Pink | 125 | AMI-125 |
| Grey | 150 | AMI-150B |
| Violet | 200 | AMI-200 |

* 1 Fuse per pack, 10 packs per shelf carton.

HMID

Fuse block

Use with up to 80 amp AMI fuses. Multiple blocks can be dovetailed together to form an assembly.

Removable, splash resistant cover for full access and ease of wiring using 8 AWG to 1/0 wire.

Order catalog number **HMID.***

* 1 Fuse block per pack, 10 packs per shelf carton.



We offer a complete line of Bussmann series fuse holders to install blade or glass tube fuses. Choose water resistant and/or splash-proof versions for extra protection in special applications. Five available connector types meet the needs of technicians and do-it-yourselfers:

- **Wire loop:** To install, simply cut the wire, strip ends and attach each end to the circuit. Requires using additional connectors. See catalog numbers HHK, HMJ, HMK, HRI, HRJ and HRK.
- **Open wire:** To install, simply strip lead ends and attach each end to the circuit. Requires using additional connectors. See catalog numbers ATC-FHID, ATM-FHID, MAX-FHID, HH2, HHC, HHD, HHF, HHG, HHL, HHM, HHN, HHR, HHU, HHV and HHX.
- **Crimp-on:** Strip the wire, insert into fuse holder and crimp tightly, and you're done. No additional hardware needed. See catalog numbers HFA, HFB and HHB.
- **Self-stripping:** To install, simply locate fuse holder at a convenient spot along the wire. Snap fuse holder closed around wire to automatically pierce insulation. See catalog number HHS.
- **Solder:** To install, simply solder the wire onto the holder's terminals. See catalog number HKP.
- **Quick-connect:** Attach fully insulated female terminal onto the 1/4" quick-connect terminals. See catalog numbers HKP-HH, HTB-26I, HTB-38I, HTB-68I and HTB-88I.

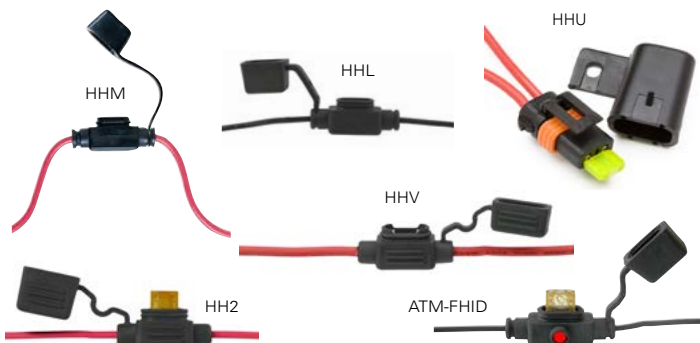
Select fuse holders by matching it to the wire size being fused. An undersized fuse holder will increase electrical resistance and reduce performance in the circuit.

NOTE: Never install a fuse with a larger amp rating than specified for the application, holder or wire size.

In-line ATR, ATM-LP and ATM fuse holders

| Trad'l pack* | Retail pack** | Max volts/amps | Leadwire | Description |
|------------------------|---------------|----------------|----------|--|
| ATR | | | | |
| HH2 | — | 32 V/15 A | 2x4"/#16 | Holder with cover |
| Low-profile ATM | | | | |
| HHV | BP/HHV-RP | 32 V/20 A | 2x4"/#12 | Holder with cover, red leadwires |
| ATM | | | | |
| HHL | BP/HHL-RP | 32 V/20 A | 2x4"/#16 | Holder with cover |
| HHM | BP/HHM-RP | 32 V/30 A | 2x4"/#12 | Holder with cover |
| HHU | BP/HHU | 32 V/30 A | 2x4"/#12 | Water-resistant holder |
| ATM-FHID | BP/ATM-FHID | 32 V/20 A | 2x4"/#16 | easyID holder with protective cover and open fuse indicating LED |

* 1 Fuse holder per pack, 10 packs per shelf carton.
** 1 Fuse holder per pack, 5 packs per shelf carton.



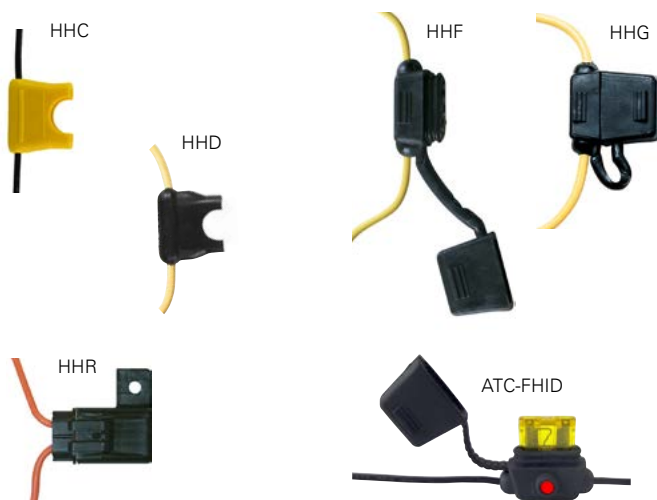
Fuses sold separately.

For product information and data sheets, visit Eaton.com/Bussmann

In-line ATC fuse holders

| Trad'l pack* | Retail pack** | Max volts/amps | Leadwire | Description |
|--------------|---------------|----------------|----------|--|
| HHC | BP/HHC-RP | 32 V/20 A | 2x4"/#16 | Yellow fuse holder |
| HHD | BP/HHD-RP | 32 V/30 A | 2x4"/#12 | Black fuse holder |
| — | BP/HHD-30-RP | 32 V/30 A | 2x4"/#12 | Holder with ATC-30 A fuse |
| HHF | BP/HHF-RP | 32 V/20 A | 2x4"/#16 | Holder with protective cover |
| HHG | BP/HHG-RP | 32 V/30 A | 2x4"/#12 | Heavy-duty holder with cover / marine rated |
| HHR | BP/HHR | 32 V/30 A | 2x5"/#12 | Heavy-duty water-resistant holder |
| ATC-FHID | BP/ATC-FHID | 32 V/20 A | 2x6"/#16 | easyID holder with protective cover and open fuse indicating LED |

* 1 Fuse holder per pack, 10 packs per shelf carton.
** 1 Fuse holder per pack, 5 packs per shelf carton.




Fuses sold separately.

In-line MAXI fuse holders

| Catalog no.* | Max volts /amps | Leadwire | Description |
|--------------|-----------------|----------|---|
| HHX | 32 V/60 A | 2x5"/#6 | Fuse holder with cover |
| MAX-FHID | 32 V/60 A | 2x5"/#6 | easyID fuse holder with protective cap and open fuse indicating LED |

* 1 Fuse holder per pack, 20 packs per shelf carton.




Fuses sold separately.

ATR, low-profile ATM, ATM and ATC add-a-circuits and fuse taps

| Retail pack* | Description |
|---------------|---|
| BP/ATM-TAP-RP | Taps into existing ATM fuse for additional non-fused circuit, includes crimp-on connector - fuses not included |
| BP/ATC-TAP-RP | Taps into existing ATC fuse by fitting over the leg for additional non-fused circuit, includes crimp-on connector - fuses not included |
| BP/HHTR-RP | Adds a 10 A max ATR 2-leg micro fuse circuit by inserting into an existing ATR fuse block with 5 inch #16 leadwire and crimp connector - fuses not included |
| BP/HHLP-RP | Adds a 10 A max low-profile ATM fuse circuit by inserting into an existing ATM fuse block with 5 inch #16 leadwire and crimp connector - fuses not included |
| BP/HHH-RP | Adds a 10 A max ATM fuse circuit by inserting into an existing ATM fuse block with 5 inch #16 leadwire and crimp connector - fuses not included |
| BP/HHA-RP | Adds a 10 A max ATC fuse circuit by inserting into an existing ATC fuse block with 5 inch #16 leadwire and crimp connector - fuses not included |

* 1 Part per pack, 5 packs per shelf carton.



Fuses sold separately.

In-line holders for 1/4" diameter glass tube fuses

| Trad'l pack* | Retail pack** | Fuse/size | Max volts/amps | Leads/terminals | Description/feature |
|--------------|---------------|----------------------------------|----------------|---------------------------|--|
| HFA-R | — | 1/4" x 1-1/4" | 250 V/20 A | Crimp #12 to 16 wire | Water-resistant - black body, marine rated |
| HFB-R | BP/HFB-RP | 1/4" x 1-1/4" | 32 V/30 A | Crimp #12 to 18 wire | Water-resistant - yellow body, marine rated |
| HHB-R | BP/HHB-RP | 1/4" x 7/8" to 1-1/4" | 32 V/30 A | Crimp #12 to 16 wire | Universal - yellow body, marine rated |
| HHK | BP/HHK-RP | 1/4" x 5/8" to 1-1/4" and SFE-20 | 32 V/20 A | #14 leadwire/yellow | Universal nylon, twist lock, no fuse - black body |
| HHN† | BP/HHN-RP | 1/4" x 1-1/4" | 32 V/30 A | #12 leadwire/yellow | Nylon heavy-duty with AGC-30-R fuse - white body |
| HLR | — | For GMF fuse, see page 42 | 300 V/15 A | 6" of #18 leadwire/red | Holder with installed lineside terminal wire for GMF fuses |
| HMJ | BP/HMJ-RP | For SFE-20 (included) | 32 V/20 A | 8" of #14 leadwire/black | With fuse and wire loop leads - black body |
| HMK | BP/HMK-RP | 1/4" x 1-1/4" and SFE-20 | 32 V/30 A | #12 leadwire/black | No fuse, wire loop leads - black body, marine rated |
| HRH | — | For SFE-9 (included) | 32 V/9 A | 19" of #14 leadwire | With fuse and wire loop leads - black body |
| HRI | — | For SFE-14 (included) | 32 V/14 A | 19" of #14 leadwire/black | With fuse and wire loop leads - gray body |
| HRJ | — | For SFE-20 (included) | 32 V/20 A | 19" of #14 leadwire/black | With fuse and wire loop leads - black body |
| HRK-R | BP/HRK-RP | 1/4" dia. x 7/8" to 1-1/4" | 32 V/20 A | #14 leadwire/black | Universal with wire loop leads and springs for different fuse lengths - black body |

* 1 Fuse holder per pack, 10 packs per shelf carton.

** 1 Fuse holder per pack, 5 packs per shelf carton.

† Traditional pack not sold with AGC-30 fuse.



Panel-mount holders for 1/4" x 1-1/4" fuses

| Trad'l pack* | Retail pack** | Description/mounting | Max. panel thickness | Knob type | Terminals | Max volts/amps |
|--------------|---------------|--|----------------------|---------------------|--|----------------|
| HKP-R | — | High-profile cover knob, rear hexnut | 0.3" | Knob | Solder terminals | 250 V/30 A |
| HKP-HH-R | BP/HKP-HH-RP | High-profile cover knob, rear hexnut, marine rated | 0.3" | Knob | 1/4" quick-connect terminals | 250 V/15 A |
| HTB-26I-R | — | Low-profile cover knob, rear hexnut | 0.3" | Knob | In-line 1/4" quick-connect terminals | 250 V/20 A |
| HTB-38I-R | — | Low-profile cover knob, rear hexnut | 0.3" | Screwdriver/Slotted | Right angle 1/4" quick-connect terminals | 250 V/20 A |
| HTB-68I-R | — | Low-profile cover knob, front hexnut | 0.3" | Knob | Right angle 1/4" quick-connect terminals | 250 V/20 A |
| HTB-88I | — | Low-profile cover knob, through-hole snap | 0.125" | Knob | Right angle 1/4" quick-connect terminals | 250 V/20 A |

* 1 Fuse holder per pack, 10 packs per shelf carton.

** 1 Fuse holder per pack, 5 packs per shelf carton.



easyID fuse panels with weatherproof cover

Finding the open fuse on a fuse panel just got a lot easier with the new Bussmann series easyID fuse panels. The LED indicators light up when a fuse opens. A clear, weather resistant hard shell cover helps protect the fuse panel from moisture, dirt and other contaminants. All fuse panels are rated 32 V, up to 25 amps (100 amps max per panel).



| Fuse type | Fuse positions | Trad'l pack* | Retail pack** |
|-----------|----------------|--------------|----------------|
| ATC | 4 | FP-ATC-04ID | — |
| | 6 | FP-ATC-06ID | BP-FP-ATC-06ID |
| | 10 | FP-ATC-10ID | — |
| ATM | 4 | FP-ATM-04ID | — |
| | 6 | FP-ATM-06ID | BP-FP-ATM-06ID |
| | 10 | FP-ATM-10ID | — |

* 1 per box
** 1 per pack, 4 packs per shelf carton



Splash-proof ATR, ATM and ATC fuse blocks

The Bussmann series FB fuse blocks are available in 4-, 6-, 8- and 10-pole versions for ATR micro, ATM and ATC fuses. The clear plastic cover allows viewing for installed fuse amp ratings and blown fuses when used with easyID™ ATM and ATC fuses. The cover's O-ring provides a splash-proof IPX4 rating and ensures a positive fit to reduce infiltration of dirt and other contaminants. The plastic back plate provides additional isolation from ground sources when mounted on any chassis surface. All blocks are rated 32 V and 20 amps per pole, with maximum total amps per block not to exceed the value shown in the catalog number table.



Mounting requires two customer-supplied #10 screws. Electrical connection is easily made with readily available, customer supplied 1/4" quick-connect terminals and 12 to 16 AWG* wire.

* Wire size dependent on circuit current and length of run.

| Fuse type | Poles | Retail pack* | Max. total amps per block |
|-----------|-------|--------------|---------------------------|
| ATR micro | 4 | BP/FB4-ATR | 30 |
| | 6 | BP/FB6-ATR | 45 |
| | 8 | BP/FB8-ATR | 60 |
| | 10 | BP/FB10-ATR | 90 |
| ATM | 4 | BP/FB4-ATM | 30 |
| | 6 | BP/FB6-ATM | 45 |
| | 8 | BP/FB8-ATM | 60 |
| ATC | 10 | BP/FB10-ATM | 90 |
| | 4 | BP/FB4-ATC | 30 |
| | 6 | BP/FB6-ATC | 45 |
| | 8 | BP/FB8-ATC | 60 |
| | 10 | BP/FB10-ATC | 90 |

* 1 Per pack, 5 packs per shelf carton.

RTMF

ATM fuse panel

The Rear Terminal 20 Position (RTMF) fuse panel for ATM fuses provides efficient power distribution in a rugged compact package. The RTMF offers a weather-tight enclosure (IP66/67) for ATM fuses and circuit breakers when cover, cable seals, and cavity plugs are installed.*



* Electrical terminals, cable seals and cavity plugs are either Delphi Packard Metri-Pack® 280 Series terminals (sealed/tangless) or AMP® terminals. They accept #12-22 AWG wire sizes. Delphi Packard 280 Series cavity plugs are installed where wires are not used. Seals and cavity plugs not sold by Eaton. Shown with deep cover. Fuses and circuit breakers sold separately.

| Catalog no.* | Description |
|--------------|---|
| RTMF-SC | 20 position fuse block with shallow cover |
| RTMF-DC | 20 position fuse block with deep cover |

* 1 Per box, 10 boxes per shelf carton.

15600 fuse panels

A single, common power input makes it simple to wire multiple fused circuits - each rated to 20 amps (95 amps max per panel), up to 32 volts. Molded of high grade thermoplastic, for superior performance, the 15600 fuse panel features 1/4" quick-connect terminals for easy installation. Recessed fuse contacts provide finger-safe protection.



Short base shown. Fuses and circuit breakers sold separately.

Available in short base (without ground pad terminal strip) and long base (includes ground pad terminal strip that provides 1/4" quick connect terminals for separate ground lead connection).

Note: The 15600 ATC fuse panels are not intended for installation under the hood or in an environment that would expose them to water or extreme temperatures.

| Fuse positions | Short base catalog no.* | Short base retail pack** | Long base catalog no. |
|----------------|-------------------------|--------------------------|-----------------------|
| 4 | 15600-04-20 | — | 15600-04-21 |
| 6 | 15600-06-20 | BP/15600-06-20 | 15600-06-21 |
| 8 | 15600-08-20 | — | 15600-08-21 |
| 10 | 15600-10-20 | — | 15600-10-21 |
| 12 | 15600-12-20 | — | 15600-12-21 |
| 14 | 15600-14-20 | — | 15600-14-21 |
| 16 | 15600-16-20 | — | 15600-16-21 |
| 18 | 15600-18-20 | — | 15600-18-21 |
| 20 | 15600-20-20 | — | 15600-20-21 |

* 1 Per pack.

** 1 Per pack, 5 boxes per shelf carton.

FMX

Power distribution relay and fuse module

The sealed power FMX fuse module (CBPFM) and power relay module (CBPRM) are compact power distribution modules for high current applications having extreme moisture and high vibration.

The CBPFM power fuse module has two FMX fuse positions for separate circuits.

The 24 volt CBPRM power relay module contains a 35 amp relay and two FMX fuse positions (one protects the relay and the other a single-circuit in-line fuse).

Both the CBPRM and CBPFM feature rugged M8 power input studs, and an IP66 removable, weather-tight cover to protect the fuse positions.

Electrical terminations not supplied by Eaton, FMX fuses sold separately.



CBPFM Power fuse module



CBPRM Power relay module

| Catalog no.* | Description |
|--------------|--------------------|
| CBPFM | Power fuse module |
| CBPRM | Power relay module |

* 1 Per box.

See our stock of OEM fuses for Nissan, Infiniti, Toyota and Lexus vehicles

Bussmann™ series multi-pole fuses (MPF) and more now available for the aftermarket.

See page 9.



S-8202

Glass tube fuse blocks 300 volt, 30 amp

S-8202 blocks with 1/4" quick-connect 40° bend terminals are available in 1 up to 12 poles. Break-away design permits snapping off or combining poles to get the exact number required for the application. UL Recognized, 30 amps maximum.

| Fuse block poles | Trad'l pack* | Retail pack** |
|------------------|--------------|----------------|
| 1 | S-8202-1-R | — |
| 2 | S-8202-2-R | BP/S-8202-2-RP |
| 3 | S-8202-3-R | — |
| 4 | S-8202-4-R | BP/S-8202-4-RP |
| 5 | S-8202-5-R | — |
| 10 | S-8202-10-R | — |
| 12 | S-8202-12-R | — |

* 1 Per pack, 10 packs per shelf carton.

** 1 Per pack, 5 packs per shelf carton.



S-8301

Glass tube fuse blocks 300 volt, 30 amp

S-8301 blocks with screw connect terminals are available in 1 up to 12 poles. Break-away design permits snapping off or combining poles to get the exact number required for the application. UL Recognized, 30 amps maximum.

| Fuse block poles | Trad'l pack* |
|------------------|--------------|
| 1 | S-8301-1-R |
| 2 | S-8301-2-R |
| 3 | S-8301-3-R |
| 4 | S-8301-4-R |
| 5 | S-8301-5-R |
| 6 | S-8301-6-R |
| 8 | S-8301-8-R |
| 12 | S-8301-12-R |

* 1 Per pack, 10 packs per shelf carton.



Fusible link wire

The BP/FL-14 and BP/FL-16 fusible link wire kits include 14 Vdc wire with printed wire gauge label. BP/FLW-14 is a six-foot coil of bulk fusible link wire.



| Retail pack* | Description |
|--------------|--|
| BP/FL-14 | 9 inches of 14 gauge fusible link wire with 3/8" and 5/16" terminals and crimp connector |
| BP/FL-16 | 9 inches of 16 gauge fusible link wire with 1/4" and 5/16" terminals and crimp connector |
| BP/FLW-14 | 6 foot coil of 14 gauge fusible link wire |

* 1 Fusible link per pack, 5 packs per shelf carton.

ANN and ANL current limiters

Used to protect charging systems in battery-operated vehicles like forklifts and golf carts, the ANN and ANL limiters offer high amp ratings in a compact 7/8" x 3-3/16" size.

Durable glass-laminated melamine body and riveted construction provides a rugged package and clear window provides visual indication.

Both the ANN and ANL limiters use the SFR fuse block.

ANN

Very fast-acting limiters



Trad'l/pack catalog no.

| | | |
|---------|---------|---------|
| ANN-10 | ANN-125 | ANN-325 |
| ANN-35 | ANN-150 | ANN-350 |
| ANN-40 | ANN-175 | ANN-400 |
| ANN-50 | ANN-200 | ANN-500 |
| ANN-60 | ANN-225 | ANN-600 |
| ANN-80 | ANN-250 | ANN-700 |
| ANN-90 | ANN-275 | ANN-800 |
| ANN-100 | ANN-300 | — |

* 1 Limiter per pack, 5 packs per shelf carton.

ANL

Fast-acting limiters



Trad'l/pack catalog no.

| | | |
|---------|---------|---------|
| ANL-35 | ANL-150 | ANL-350 |
| ANL-40 | ANL-175 | ANL-400 |
| ANL-50 | ANL-200 | ANL-500 |
| ANL-60 | ANL-225 | ANL-600 |
| ANL-80 | ANL-250 | ANL-675 |
| ANL-100 | ANL-275 | ANL-750 |
| ANL-125 | ANL-300 | — |
| ANL-130 | ANL-325 | — |

* 1 Limiter per pack, 5 packs per shelf carton.

SFR

Block for ANL and ANN limiters

Open stud fuse block handles up to 800 amps. Available only without cover.

Order catalog number **SFR**.*

* 1 Block per pack, 100 packs per master carton.



We offer a large selection of Bussmann series automotive circuit breakers including both OEM-style and fuse-replacement devices.

High amp circuit breakers

High amp circuit breakers are available for automotive and marine applications in Type I and Type III reset modes. Typically used in auxiliary and accessory circuits for trucks, busses, RVs and boats, they are available in weatherproof/waterproof panel and flush mount versions. They can also be used in battery charging systems that use battery isolators to manage and protect batteries in multi-battery installations.

Type I - automatic reset

Type I circuit breakers automatically reset after opening. If the fault or overcurrent condition still exists, the breaker will continue to cycle between ON and OFF positions until the overcurrent problem is corrected. These devices are sometimes called "cycling breakers." Type I/Automatic Reset circuit breakers do not address, or correct, overcurrent or fault conditions. They only react by cycling OFF and ON. Any overcurrent or fault condition that causes a Type I circuit breaker to operate should be corrected as soon as possible. Continued vehicle operation with an overcurrent or fault condition (causing the Type I circuit breaker to cycle) is NOT recommended.

Type II - modified reset

Type II circuit breakers will remain "tripped" by an internal resistor (in the OFF position) as long as the circuit is powered. Type II breakers can be reset by turning the circuit OFF, or by turning the ignition switch to the OFF position. These devices are sometimes called "non-cycling breakers."

Type III - manual reset

Type III circuit breakers will remain tripped (in the OFF position) until an indicator button or lever is manually reset. Some Type III breakers are available with a switch feature that allows the use of an external button to de-energize the circuit.

Low-profile ATM circuit breaker

CB234

Type III



| Color code | Amps | Trad'l pack* |
|------------|-------|--------------|
| Tan | 5 | CB234-05 |
| Brown | 7-1/2 | CB234-7-1/2 |
| Red | 10 | CB234-10 |
| Blue | 15 | CB234-15 |
| Yellow | 20 | CB234-20 |
| White | 25 | CB234-25 |
| Green | 30 | CB234-30 |

* 1 Breaker per pack, 10 packs per shelf carton.

ATM footprint Transorb, Resistor and Diodes

CB229

Transorb, resistor and diode electrical protection devices easily install in common ATM fuse holders and blocks. These circuit protection devices provide voltage and current limiting functionality and are designed for the on- and off-highway requirements of trucks, RVs, construction, agriculture, ATV and material handling equipment.

• Transorb - Protects against voltage spikes.

- Clamp rating: 27 Vdc
- Power rating: 1500 W

• Resistor - Drops circuit voltage.

- Power rating: 5 W
- Resistance: 68 Ω

• Diode - Prevents reverse current flow.

- Amp rating: 6 A



| Trad'l pack* | Description |
|--------------|---|
| CB22901-1.5 | Transorb voltage spike protector |
| CB22902-68 | Resistor voltage drop device |
| CB22903-6 | Diode reverse current protector |
| CB22903-6V | Diode reverse current protector with wing key |

* 1 Circuit breaker per pack, 10 packs per shelf carton.

ATM footprint circuit breakers

Type I, Type II and Type III circuit breakers match the ATM fuse footprint. Ultra-thin, to fit in tight spaces, they're the smallest automotive circuit breakers on the market and comply with SAE standard J553.

CB211

Type I



| Amps | Trad'l pack* | Retail pack** |
|-------|--------------|----------------|
| 7-1/2 | CB211-7-1/2 | — |
| 10 | CB211-10 | BP/CB211-10-RP |
| 15 | CB211-15 | BP/CB211-15-RP |
| 20 | CB211-20 | BP/CB211-20-RP |
| 25 | CB211-25 | BP/CB211-25-RP |
| 30 | CB211-30 | BP/CB211-30-RP |

* 1 Breaker per pack, 10 packs per shelf carton.

** 1 Breaker per pack, 5 packs per shelf carton.

CB212

Type II



| Amps | Trad'l pack* |
|------|--------------|
| 10 | CB212-10 |
| 15 | CB212-15 |
| 20 | CB212-20 |
| 25 | CB212-25 |
| 30 | CB212-30 |

* 1 Breaker per pack, 10 packs per shelf carton.

CB233

Type III ATM circuit breaker



| Color code | Amps | Trad'l pack* |
|------------|-------|--------------|
| Tan | 5 | CB233-05 |
| Brown | 7-1/2 | CB233-7-1/2 |
| Red | 10 | CB233-10 |
| Blue | 15 | CB233-15 |
| Yellow | 20 | CB233-20 |
| White | 25 | CB233-25 |
| Green | 30 | CB233-30 |

* 1 Breaker per pack, 10 packs per shelf carton.

CB222OS

Type II with offset terminals



| Amps | Trad'l pack* |
|------|--------------|
| 05 | CB222OS-05 |
| 10 | CB222OS-10 |
| 15 | CB222OS-15 |
| 20 | CB222OS-20 |
| 25 | CB222OS-25 |
| 30 | CB222OS-30 |

* 1 Breaker per pack, 10 packs per shelf carton.

CB223OS

Type III with offset terminals




| Amps | Trad'l pack* |
|-------|---------------|
| 05 | CB223OS-05 |
| 7-1/2 | CB223OS-7-1/2 |
| 10 | CB223OS-10 |
| 15 | CB223OS-15 |
| 20 | CB223OS-20 |
| 25 | CB223OS-25 |
| 30 | CB223OS-30 |

* 1 Breaker per pack, 10 packs per shelf carton.

MMB

Type I, GM vehicles



| Amps | Trad'l pack* | OEM part no. |
|------|--------------|--------------|
| 15 | MMB-15 | 12135171 |
| 20 | MMB-20 | 12135072 |

* 1 Breaker per pack, 10 packs per shelf carton.

ATC footprint circuit breakers

Type I, Type II and Type III circuit breakers match the ATC fuse footprint. They are the thinnest available in the aftermarket and comply with SAE standard J553.

CB227 complies with SAE J553 and SAE J1171 for ignition protection. We also offer the Bussmann series ACB-20, CCB-25, and FCB-20 breakers as replacements for specific OEM applications.

ACB-20

Type I for GM vehicles



| Amps | Trad'l pack* | OEM no. |
|------|--------------|----------|
| 20 | ACB-20 | 12040816 |

* 1 Breaker per pack
10 packs per shelf carton.

CB221

Type I



| Amps | Trad'l pack* |
|-------|--------------|
| 7-1/2 | CB221-7-1/2 |
| 10 | CB221-10 |
| 15 | CB221-15 |
| 20 | CB221-20 |
| 25 | CB221-25 |
| 30 | CB221-30 |

* 1 Breaker per pack,
10 packs per shelf carton.

CB222

Type II



| Amps | Trad'l pack* |
|------|--------------|
| 10 | CB222-10 |
| 15 | CB222-15 |
| 20 | CB222-20 |
| 25 | CB222-25 |
| 30 | CB222-30 |

* 1 Breaker per pack
10 packs per shelf carton.

CB223

Type III



| Amps | Trad'l pack* |
|-------|--------------|
| 7-1/2 | CB223-7-1/2 |
| 10 | CB223-10 |
| 15 | CB223-15 |
| 20 | CB223-20 |
| 25 | CB223-25 |
| 30 | CB223-30 |

* 1 Breaker per pack
10 packs per shelf carton.

CB227

Type III



| Color code | Amps | Trad'l pack* |
|------------|-------|--------------|
| Tan | 5 | CB227-05 |
| Moss Green | 6 | CB227-06 |
| Brown | 7-1/2 | CB227-7-1/2 |
| Red | 10 | CB227-10 |
| Blue | 15 | CB227-15 |
| Yellow | 20 | CB227-20 |
| White | 25 | CB227-25 |
| Green | 30 | CB227-30 |

* 1 Breaker per pack
10 packs per shelf carton.

CBB-30

Type I



| Amps | Trad'l pack* | Retail pack** |
|------|--------------|---------------|
| 30 | CBB-30 | BP/CBB-30-RP |

* 1 Breaker per pack, 10 packs per shelf carton.

CCB-25

Type I for Chrysler vehicles



| Amps | Trad'l pack* | OEM no. |
|------|--------------|---------|
| 25 | CCB-25 | 4527053 |

* 1 Breaker per pack, 10 packs per shelf carton.

FCB-20

Type II for Ford vehicles



| Amps | Trad'l pack* | Retail pack | OEM no. |
|------|--------------|--------------|---------------|
| 20 | FCB-20 | BP/FCB-20-RP | D9AB-14526-BA |

* 1 Fuse per pack, 10 packs per shelf carton.
** 1 Fuse per pack, 5 packs per shelf carton.

UCB

Type I ATC circuit breakers

UCB breakers feature "snap-off" universal blades to fit tight fuse block spacing or recessed fuse terminals.



| Color code | Amps | Trad'l pack* | Retail pack** | Bulk pack*** |
|------------|------|--------------|---------------|--------------|
| Plain | 6 | UCB-6 | — | — |
| Brown | 8 | UCB-8 | — | — |
| Red | 10 | UCB-10 | BP/UCB-10-RP | BK/UCB-10 |
| Blue | 15 | UCB-15 | BP/UCB-15-RP | BK/UCB-15 |
| Yellow | 20 | UCB-20 | BP/UCB-20-RP | BK/UCB-20 |
| Plain | 25 | UCB-25 | BP/UCB-25-RP | — |
| Green | 30 | UCB-30 | BP/UCB-30-RP | BK/UCB-30 |

* 1 Circuit breaker per pack, 10 packs per shelf carton.
** 1 Circuit breaker per pack, 5 packs per shelf carton.
*** 100 Circuit breakers per pack.

MAXI footprint circuit breakers

Bussmann series MAXI circuit breakers are the first breakers on the market to match the MAXI fuse footprint and body dimensions.

CB1911

Type I MAXI circuit breakers



| Amps | Trad'l pack* |
|------|--------------|
| 10 | CB1911-10 |
| 15 | CB1911-15 |
| 20 | CB1911-20 |
| 25 | CB1911-25 |
| 30 | CB1911-30 |
| 35 | CB1911-35 |
| 40 | CB1911-40 |
| 50 | CB1911-50 |

* 1 Breaker per pack, 10 packs per shelf carton.

CB1921

Type II MAXI circuit breakers



| Amps | Trad'l pack* |
|------|--------------|
| 15 | CB1921-15 |
| 20 | CB1921-20 |
| 25 | CB1921-25 |
| 30 | CB1921-30 |

* 1 Breaker per pack, 10 packs per shelf carton.

Glass tube footprint breakers

CBF

Type II circuit breakers for glass tube fuse blocks

CBF circuit breakers can be used to replace glass fuses in blocks for 1/4" x 1-1/4" fuses.



| Amps | Trad'l pack* | Retail pack** |
|------|--------------|---------------|
| 10 | CBF-10 | — |
| 15 | CBF-15 | — |
| 20 | CBF-20 | BP/CBF-20-RP |
| 25 | CBF-25 | — |
| 30 | CBF-30 | BP/CBF-30-RP |
| 35 | CBF-35 | — |
| 40 | CBF-40 | — |

* 1 Breaker per pack, 10 packs per shelf carton.

** 1 Breaker per pack, 5 packs per shelf carton.

Splash proof covers

| Catalog no. | Description | Pack qty. | Shelf qty. | Master qty. |
|----------------|--|-----------|------------|-------------|
| CB-CVR | Cover for stud terminal circuit breaker | 1 | 10 | 300 |
| BK/CB-CVR | Cover for stud terminal circuit breaker-BULK | — | 100 | 2000 |
| BP/CB20HB-CVR* | CB123-20HB with cover-retail pack | 1 | 5 | 120 |
| BP/CB40HB-CVR* | CB123-40HB with cover-retail pack | 1 | 5 | 120 |

* Packed with CB123-20HB and CB123-40HB.



Heavy-duty circuit breakers

Ideal for many heavy-duty and truck applications, Bussmann series stud-terminal and quick-connect circuit breakers are available with and without a mounting bracket and comply with SAE standard J553.

CB123-B

Type III 10-32 stud-terminal circuit breakers with crosswise bracket. NEMA IP66 rated for protection from dust, oil, and other non-corrosive materials.



| Amps | Trad'l pack* |
|------|--------------|
| 10 | CB123-10B |
| 15 | CB123-15B |
| 20 | CB123-20B |
| 30 | CB123-30B |
| 40 | CB123-40B |
| 50 | CB123-50B |

* 1 Breaker per pack, 10 packs per shelf carton.

CB123-HB

Type III 10-32 stud-terminal circuit breakers with lengthwise bracket. NEMA IP66 rated for protection from dust, oil, and other corrosive materials.



| Amps | Trad'l pack* |
|------|--------------|
| 10 | CB123-10HB |
| 15 | CB123-15HB |
| 20 | CB123-20HB |
| 30 | CB123-30HB |
| 40 | CB123-40HB |
| 50 | CB123-50HB |

* 1 Breaker per pack, 10 packs per shelf carton.

CBC

Type I 10-32 stud-terminal circuit breakers



| Amps | Trad'l pack* |
|------|--------------|
| 8 | CBC-8 |
| 10 | CBC-10 |
| 15 | CBC-15 |
| 20 | CBC-20 |
| 25 | CBC-25 |
| 30 | CBC-30 |
| 35 | CBC-35 |
| 40 | CBC-40 |
| 50 | CBC-50 |

* 1 Breaker per pack, 10 packs per shelf carton.

CBC-B

Type I 10-32 stud-terminal circuit breakers with crosswise bracket



| Amps | Trad'l pack* | Retail pack** |
|------|--------------|---------------|
| 8 | CBC-8B | — |
| 10 | CBC-10B | — |
| 15 | CBC-15B | — |
| 20 | CBC-20B | BP/CBC-20B-RP |
| 25 | CBC-25B | — |
| 30 | CBC-30B | BP/CBC-30B-RP |
| 35 | CBC-35B | — |
| 40 | CBC-40B | BP/CBC-40B-RP |
| 50 | CBC-50B | BP/CBC-50B-RP |

* 1 Breaker per pack, 10 packs per shelf carton.

** 1 Breaker per pack, 5 packs per shelf carton.

CBC-BWP

Type I 10-32 stud-terminal weatherproof circuit breakers with crosswise bracket



| Amps | Trad' pack* |
|------|-------------|
| 20 | CBC-20BWP |
| 30 | CBC-30BWP |

* 1 Breaker per pack, 10 packs per shelf carton.

CBC-HB

Type I 10-32 stud-terminal circuit breakers with lengthwise bracket



| Amps | Trad'l pack* | Retail pack** |
|------|--------------|----------------|
| 10 | CBC-10HB | — |
| 15 | CBC-15HB | — |
| 20 | CBC-20HB | BP/CBC-20HB-RP |
| 25 | CBC-25HB | — |
| 30 | CBC-30HB | BP/CBC-30HB-RP |
| 40 | CBC-40HB | BP/CBC-40HB-RP |
| 50 | CBC-50HB | BP/CBC-50HB-RP |

* 1 Breaker per pack, 10 packs per shelf carton.

** 1 Breaker per pack, 5 packs per shelf carton.

CBP-B

Type I 10-32 stud-terminal circuit breakers with lengthwise bracket. NEMA IP66 rated for protection from dust, oil, and other non-corrosive materials.



| Amps | Trad'l pack* | Retail pack** |
|------|--------------|---------------|
| 15 | CBP-15B | — |
| 25 | CBP-25B | — |
| 30 | CBP-30B | — |

* 1 Breaker per pack, 10 packs per shelf carton.

** 1 Breaker per pack, 5 packs per shelf carton.

CBP-BA

Type I 10-32 stud-terminal circuit breakers with crosswise bracket. NEMA IP66 rated for protection from dust, oil, and other non-corrosive materials.



| Amps | Trad'l pack* | Retail pack** |
|------|--------------|----------------|
| 20 | CBP-20BA | — |
| 25 | CBP-25BA | — |
| 30 | CBP-30BA | BP/CBP-30BA-RP |
| 40 | CBP-40BA | — |
| 50 | CBP-50BA | BP/CBP-50BA-RP |

* 1 Breaker per pack, 10 packs per shelf carton.

** 1 Breaker per pack, 5 packs per shelf carton.

Quick-connect circuit breakers

For use in trucks, RVs, boats, buses, etc. featuring 1/4" quick-connect terminals for easy installation.

CB174

Type III panel-mount circuit breakers with 1/4" quick-connect terminals



| Amps | Trad'l pack* |
|------|--------------|
| 10 | CB174-10 |
| 15 | CB174-15 |
| 20 | CB174-20 |
| 30 | CB174-30 |

* 1 Breaker per pack, 10 packs per shelf carton.

CBT-M

Type II circuit breakers for Mack® trucks with 1/4" blades on 1" centers



| Amps | Trad'l pack* |
|------|--------------|
| 10 | CBT-10M |
| 15 | CBT-15M |
| 20 | CBT-20M |
| 25 | CBT-25M |
| 30 | CBT-30M |

* 1 Breaker per pack, 10 packs per shelf carton.

CBT-N

Type II circuit breakers for Navistar® trucks with 1/4" blades on 1.08" centers



| Amps | Trad'l pack* |
|------|--------------|
| 10 | CBT-10N |
| 15 | CBT-15N |
| 20 | CBT-20N |
| 25 | CBT-25N |
| 30 | CBT-30N |

* 1 Breaker per pack, 10 packs per shelf carton.

CBU-B

Type I circuit breaker with 1/4" quick-connect terminals on 0.99" centers with crosswise bracket



| Amps | Trad'l pack* |
|------|--------------|
| 30 | CBU-30B |

* 1 Breaker per pack, 10 packs per shelf carton.

High amp circuit breakers

High amp circuit breakers are typically used in auxiliary and accessory circuits for trucks, buses, RVs and marine applications.

All high amp circuit breakers comply with the SAE J1171 standard for ignition protection and have applications in battery charging systems that use battery isolators to manage and protect batteries in multi-battery installations. Offered in flush-mount or panel-mount.

Type I — automatic reset

CB181F

Flush mount, 30 Vdc
Waterproof, sealed housing
1/4-28 threaded studs
SEMS nuts installed



| Amps | Catalog no.* |
|------|--------------|
| 60 | CB181F-60 |
| 70 | CB181F-70 |
| 80 | CB181F-80 |
| 90 | CB181F-90 |
| 100 | CB181F-100 |
| 120 | CB181F-120 |
| 150 | CB181F-150 |

* 1 Breaker per box, 20 boxes per master carton.

CB181P

Panel mount, 30 Vdc
Waterproof, sealed housing
1/4-28 threaded studs
SEMS nuts installed



| Amps | Catalog no.* |
|------|--------------|
| 60 | CB181P-60 |
| 70 | CB181P-70 |
| 80 | CB181P-80 |
| 100 | CB181P-100 |
| 135 | CB181P-135 |
| 150 | CB181P-150 |

CB251

Type I Panel mount, 32 Vdc
Weatherproof, marine rated
#10-32 threaded studs
Stainless steel hardware installed



| Amps | Catalog no. |
|------|-------------|
| 10 | CB251-10 |
| 15 | CB251-15 |
| 20 | CB251-20 |
| 25 | CB251-25 |
| 30 | CB251-30 |
| 35 | CB251-35 |
| 40 | CB251-40 |
| 50 | CB251-50 |

* 1 Breaker per box, 10 boxes per shelf carton.

Type III — manual reset

CB184F

Flush Mount, 42 Vdc
Waterproof, sealed housing
1/4-28 threaded studs
SEMS nuts installed



| Amps | Catalog no.* |
|------|--------------|
| 35 | CB184F-35 |
| 50 | CB184F-50 |
| 60 | CB184F-60 |
| 70 | CB184F-70 |
| 80 | CB184F-80 |
| 100 | CB184F-100 |
| 120 | CB184F-120 |
| 150 | CB184F-150 |

* 1 Breaker per box, 20 boxes per master carton.

Type III — manual reset (cont.)

CB185

Flush mount with push-to-trip button, 42 Vdc
Waterproof, sealed housing
1/4-28 threaded studs
SEMS nuts installed



| Amps | Catalog no.* | Retail pack** |
|------|--------------|---------------|
| 25 | CB185-25 | — |
| 30 | CB185-30 | — |
| 35 | CB185-35 | — |
| 40 | CB185-40 | — |
| 50 | CB185-50 | BP/CB185-50 |
| 60 | CB185-60 | — |
| 70 | CB185-70 | BP/CB185-70 |
| 80 | CB185-80 | BP/CB185-80 |
| 90 | CB185-90 | — |
| 100 | CB185-100 | BP/CB185-100 |
| 110 | CB185-110 | — |
| 120 | CB185-120 | BP/CB185-120 |
| 135 | CB185-135 | BP/CB185-135 |
| 150 | CB185-150 | BP/CB185-150 |

* 1 Breaker per box, 20 boxes per master carton.

** 1 Circuit breaker per pack, 4 packs per shelf carton.

CB185P

Panel mount with push-to-trip button, 42 Vdc
Waterproof, sealed housing
1/4-28 threaded studs
SEMS nuts installed



| Amps | Catalog no.* |
|------|--------------|
| 30 | CB185P-30 |
| 40 | CB185P-40 |
| 50 | CB185P-50 |
| 60 | CB185P-60 |
| 70 | CB185P-70 |
| 80 | CB185P-80 |
| 90 | CB185P-90 |
| 100 | CB185P-100 |
| 110 | CB185P-110 |
| 120 | CB185P-120 |
| 135 | CB185P-135 |
| 150 | CB185P-150 |

* 1 Breaker per box, 20 boxes per master carton.

CB187F

Flush mount with pull-to-trip lever, 48 Vdc
Weatherproof, marine rated
5/16-18 threaded studs
Stainless steel hardware installed



| Amps | Catalog no. |
|------|-------------|
| 25 | CB187F-25 |
| 30 | CB187F-30 |
| 35 | CB187F-35 |
| 40 | CB187F-40 |
| 50 | CB187F-50 |
| 60 | CB187F-60 |
| 70 | CB187F-70 |
| 80 | CB187F-80 |
| 90 | CB187F-90 |
| 100 | CB187F-100 |
| 110 | CB187F-110 |
| 120 | CB187F-120 |
| 135 | CB187F-135 |
| 150 | CB187F-150 |
| 200 | CB187F-200 |

* 1 Breaker per box, 5 boxes per shelf carton.

See page 35 for marine-rated circuit breakers.

CB187P

Panel mount pull-to-trip lever,
48 Vdc
Weatherproof, **marine rated**
5/16-18 threaded studs
Stainless steel hardware
installed



| Amps | Catalog no. |
|------|-------------|
| 25 | CB187P-25 |
| 30 | CB187P-30 |
| 35 | CB187P-35 |
| 40 | CB187P-40 |
| 50 | CB187P-50 |
| 60 | CB187P-60 |
| 70 | CB187P-70 |
| 80 | CB187P-80 |
| 90 | CB187P-90 |
| 100 | CB187P-100 |
| 135 | CB187P-135 |
| 150 | CB187P-150 |

CB255

Panel mount push-to-trip button,
32 Vdc
Weatherproof, **marine rated**
#10-32 threaded studs
Stainless steel hardware installed



| Amps | Catalog no. |
|------|-------------|
| 10 | CB255-10 |
| 15 | CB255-15 |
| 20 | CB255-20 |
| 25 | CB255-25 |
| 30 | CB255-30 |
| 35 | CB255-35 |
| 40 | CB255-40 |
| 50 | CB255-50 |

* 1 Breaker per box, 10 boxes per shelf carton.

* 1 Breaker per box, 120 boxes per master carton.

CB285F

Flush mount with push-to-trip
button, 42 Vdc
Weatherproof, **marine rated**
M6 threaded studs
Stainless steel hardware
installed



| Amps | Catalog no.* |
|------|--------------|
| 25 | CB285F-25 |
| 30 | CB285F-30 |
| 40 | CB285F-40 |
| 50 | CB285F-50 |
| 60 | CB285F-60 |
| 70 | CB285F-70 |
| 80 | CB285F-80 |
| 100 | CB285F-100 |
| 120 | CB285F-120 |
| 150 | CB285F-150 |

* 1 Breaker per box, 20 boxes per master carton.

CB285P

Panel mount with push-to-trip
button, 42 Vdc
Weatherproof, **marine rated**
M6 threaded studs
Stainless steel hardware
installed




| Amps | Catalog no.* |
|------|--------------|
| 25 | CB285P-25 |
| 30 | CB285P-30 |
| 40 | CB285P-40 |
| 50 | CB285P-50 |
| 60 | CB285P-60 |
| 70 | CB285P-70 |
| 80 | CB285P-80 |
| 90 | CB285P-90 |
| 100 | CB285P-100 |
| 120 | CB285P-120 |
| 150 | CB285P-150 |

* 1 Breaker per box, 20 boxes per master carton.

New Bussmann series
5-pole battery terminal fuse
now available to the aftermarket.

See page 11.



Junction blocks

NOTE: Voltage rating dependent upon installation.

JB3816-2 Non-feed through stud-type junction block 3/8-16 thread/stud size, 250 amps max.



| Poles | Trad'l pack* | Retail pack** | Description/color | Stud thread |
|-------|--------------|---------------|-----------------------------|-------------|
| 1 | JB3816-2 | BP/JB3816-2 | Stud junction block - black | 3/8-16 |
| 1 | JB3816-3 | — | Stud junction block - red | 3/8-16 |

* 1 Junction block per pack, 50 per master pack.
** 1 Junction block per pack, 5 packs per shelf carton.

C1925-1 Feed through stud-type junction block 3/8-16 thread/stud size, 250 amps max.



| Poles | Trad'l pack* | Description/color | Stud thread |
|-------|--------------|-----------------------------|-------------|
| 1 | C1925-1 | Stud junction block - red | 3/8-16 |
| 1 | C1925-1B | Stud junction block - black | 3/8-16 |

* 1 Junction block per pack, 50 per master pack.



C4044-1 Non-feed through stud-type junction block 3/8-16 thread/stud size, 250 amps max.

| Poles | Trad'l pack* | Description/color | Stud thread |
|-------|--------------|-----------------------------|-------------|
| 1 | C4044-1 | Stud junction block - black | 3/8-16 |

* 1 Junction block per pack, 50 per master pack.



C1938 Feed through stud-type junction block 3/8-16 thread/stud size, 250 amps max.

| Poles | Trad'l pack* | Description/color | Stud thread |
|-------|--------------|-----------------------------|-------------|
| 1 | C1938 | Stud junction block - black | 3/8-16 |

* 1 Junction block per pack, 50 per master pack.

Bussmann series double row barrier terminal blocks




TB200 and TB300 double row barrier terminal blocks are nickel-plated brass with black thermoplastic construction.

| Poles | Trad'l pack* | Retail pack** | Terminal screw | Volts/amps |
|-------|--------------|----------------|----------------|------------|
| 4 | TB200-04B | BP/TB200-04-RP | 6-32 | 300 V/20 A |
| 6 | TB200-06B | — | 6-32 | 300 V/20 A |
| 8 | TB200-08B | — | 6-32 | 300 V/20 A |
| 10 | TB200-10B | — | 6-32 | 300 V/20 A |
| 15 | TB200-15B | — | 6-32 | 300 V/20 A |
| 4 | TB300-04B | — | 8-32 | 600 V/30 A |
| 6 | TB300-06B | — | 8-32 | 600 V/30 A |
| 8 | TB300-08B | — | 8-32 | 600 V/30 A |
| 10 | TB300-10B | — | 8-32 | 600 V/30 A |
| 12 | TB300-12B | — | 8-32 | 600 V/30 A |
| 20 | TB300-20B | — | 8-32 | 600 V/30 A |

* 1 Junction block per pack, 50 per master pack.
** 1 Junction block per pack, 5 packs per shelf carton.

Stud junction terminal strips



C5237 Stud junction blocks are designed for trucks, RVs and wiring accessories. Available in 3, 6 and 8 terminal configurations, they are rated for applications to 30 A, 300 V (UL)/ 600 V (CSA).

| Poles | Retail pack* | Stud | Volts/amps |
|-------|--------------|-------|------------|
| 3 | BP/C5237-3BC | 10-32 | 300 V/30 A |
| 6 | BP/C5237-6BC | 10-32 | 300 V/30 A |
| 8 | BP/C5237-8BC | 10-32 | 300 V/30 A |

* 1 Terminal strip per pack, 5 packs per shelf carton.

New and exclusive line for the automotive aftermarket

Bussmann series multi slow-blow (MUSB) fuses
Meeting complex automotive circuit needs in Honda and Ford vehicles.


See page 11.



Toggle and rocker switches

We offer a line of Bussmann series single pole toggle switches, rocker switches and duck-bill toggle switches, in a variety of styles, colors and finishes for replacement applications or custom installations.

Toggle switches with quick connect terminals



| Color | Retail pack* | Function | Rating | Feature |
|--------|--------------|-----------|-----------|---------|
| Black | BP/STF | ON/OFF/ON | 12 V/20 A | — |
| Chrome | BP/STT | ON/OFF | 12 V/20 A | Red LED |

*1 Switch per pack, 5 packs per shelf carton.

Mounting panels for toggle and rocker switches



| Catalog no. | Description |
|-------------|---|
| BP/MPR-1 | Rectangular hole for mounting (1) switch |
| BP/MPT-1 | 1/2" round hole for mounting (1) switch |
| BP/MPT-2 | 1/2" round hole for mounting (2) switches |

*1 Panel per pack, 5 packs per shelf carton.

Metal housing toggle switches with screw terminals



| Color | Retail pack* | Function | Rating |
|--------|--------------|-----------|-----------|
| Chrome | BP/STE | ON/OFF | 12 V/15 A |
| Chrome | BP/STJ | ON/OFF | 12 V/25 A |
| Chrome | BP/STK | ON/OFF/ON | 12 V/15 A |

*1 Switch per pack, 5 packs per shelf carton.

Battery disconnect switches

BMS-1

Top post anti-theft battery switch. Complete with HHM fuse holder, ATM-20 fuse, ring terminals and stainless steel bolt and wing nut.



BMS-2

Side post anti-theft battery switch for GM vehicles. Complete with HHM fuse holder, ATM-20 fuse and ring terminals.

15968-1

Heavy-duty switch is designed to open the circuit between the battery and load of a battery powered system - typically in large truck applications. Rated at 50 Vdc maximum, 400 A continuous, it can withstand cranking or surge currents up to 2000 A for 5 seconds maximum.



| Catalog no. | Description |
|-------------|---|
| BP/BMS-1* | Top post anti-theft master switch with HHM fuse holder, ATM-20 fuse, ring terminals and stainless steel bolt and wing nut |
| BP/BMS-2* | Side post anti-theft master switch with HHM fuse holder, ATM-20 fuse and ring terminals |
| 15968-1** | Heavy-duty disconnect; 50 Vdc, 400 A maximum |

* 1 Battery switch per pack, 5 packs per shelf carton.

** Non-stock part

We offer a complete line of Bussmann series flashers that meet SAE standards for a variety of vehicles. To select the proper replacement flasher, match these three specifications:

- **Specific versus variable load.** Specific load flashers flash only a certain number of lamps. Variable load flashers handle a range of amps, such as when pulling a trailer.
- **Lamp capacity.** Designates the total number of lamps in the circuit for the left or right directional signal.
- **Number of terminals.** Select the number of blades to match the socket in the panel.

Thermal flashers



Heavy-duty electronic flashers



Super heavy-duty electronic flashers



LED flashers



Thermal and electronic 12 and 24 Vdc flashers

| Trad'l pack* | Retail pack** | Flasher type | No. of terminals | Volts | Amps | Number of bulbs |
|--------------|---------------|-----------------|------------------|-------|------|-----------------|
| NO.535 | — | Thermal | 3 | 6 | 5.2 | 2-6 |
| NO.550 | BP/550-RP | Thermal | 3 | 12 | 12.8 | 2-6 |
| NO.552 | BP/552-RP | Thermal | 2 | 12 | 12.8 | 2-6 |
| NO.575 | BP/575-RP | Thermal | 2 | 12 | 12.8 | 1-8 |
| NO.577 | BP/577-RP | Therm./ex. loud | 2 | 12 | 14 | 2-6 |
| NO.243 | — | H-D electronic | 2 | 12 | 25 | 12 |
| NO.244 | — | H-D electronic | 3 | 12 | 25 | 12 |
| NO.246 | — | H-D electronic | 3 | 12 | 25 | Alternating |
| NO.726 | BP/726-RP | H-D electronic | 4 | 12 | 12.6 | 2-4 |
| NO.727 | BP/727-RP | H-D electronic | 5 | 12 | 12.6 | 2-4 |
| NO.757 | BP/757-RP | H-D electronic | 3 | 12 | 12.6 | 2-6 |
| NO.758 | BP/758-RP | H-D electronic | 3 | 12 | 12.6 | 2-6 |
| NO.759 | BP/759-RP | H-D electronic | 3 | 12 | 12.6 | 3-6 |
| NO.760 | BP/760-RP | H-D electronic | 3 | 12 | 12.6 | 2-6 |
| NO.761 | BP/761-RP | H-D electronic | 3 | 12 | 12.6 | 2-6 |
| NO.762 | BP/762-RP | H-D electronic | 4 | 12 | 12.6 | 3-6 |
| NO.763 | — | H-D electronic | 2 | 12 | 12 | 16 |
| NO.764 | — | H-D electronic | 2 | 12 | 12 | 20 |
| NO.850 | — | H-D electronic | 3 | 12 | 25 | 10HZ/5TS |
| NO.852 | — | H-D electronic | 2 | 12 | 35 | 16HZ/8TS |
| NO.232 | BP/232-RP | S-D electronic | 2 | 12 | 20 | 1-10 |
| NO.233 | BP/233-RP | S-D electronic | 3 | 12 | 20 | 1-10 |
| NO.234 | BP/234-RP | S-D electronic | 3 | 24 | 20 | 1-10 |

* 1 Flasher per pack, 10 packs per shelf carton.
** 1 Flasher per pack, 5 packs per shelf carton.

LED flashers

| Trad'l pack* | No. of terminals | Volts | Amps | Number of LED lamps |
|--------------|------------------|-------|------|---------------------|
| NO.727-LED | 5 | 12.8 | 12.6 | 2-6 |
| NO.758-LED | 3 | 12.8 | 12.6 | 2-6 |
| NO.759-LED | 3 | 12.8 | 12.6 | 3-6 |
| NO.760-LED | 3 | 12.8 | 12.6 | 2-4 |
| NO.762-LED | 3 | 12.8 | 12.6 | 2-6 |

* 1 Flasher per pack, 10 packs per shelf carton.

Lighting control modules (LCM)

| Trad'l pack* | No. of terminals | Volts | Amps | Rated load range | Rated voltage |
|--------------|------------------|-------|------|------------------------------------|---------------|
| NO.455 | 10 | 12.8 | 2.1 | 1 to 6 SAE #1156 lamps | 11 to 15 Vdc |
| NO.468 | 9 | 12.8 | 2.1 | 1 to 6 SAE #1156 lamps | 11 to 15 Vdc |
| NO.470 | 5 | 12.8 | 2.1 | Fixed 2 for lamps 4 for hazards | 11 to 15 Vdc |
| NO.487 | 8 | 12.8 | 2.1 | 1 to 6 SAE #1156 lamps | 11 to 15 Vdc |

* 1 LCM per pack, 10 packs per shelf carton.

Lighting control modules (LCM)



Bonus, preparedness, and emergency retail packs

Whether shoppers have an immediate need or want to be prepared for the unexpected, the Bussmann Series line of Bonus packs, Preparedness packs, and Emergency packs give you the opportunity to meet their need. Each of these solutions give you the opportunity to increase your basket ring by trading up shoppers from single amp packs to these assortment packs.

Bonus packs — offer adept shoppers who are frequently tinkering on their cars, trucks, bikes, RVs or ATVs the ability to keep a large assortment of fuses on hand.

Preparedness packs — satisfy on-the-go shoppers who want to store fuses in a convenient resealable case so they are prepared if a fuse opens.

Emergency packs — give shoppers the ability to satisfy an immediate need to replace multiple fuses.



AGC-EK



NO. 43



ATM-ID-SK

Bonus packs

| Product family | Catalog no. | Number of fuses | Contents |
|-----------------------|-------------|-----------------|--|
| Multi-fuse packs | ATM-FMX-EK | 29 | 5 ea ATM-10, 15, 20, 25, 30; 1 ea FMX-20, 30, 40, 50 and FT-3 fuse tester/puller |
| | NO. 24 | 23 | 1 ea ATM-10, 15, 20, 25, 30, ATM-10LP, 15LP, 20LP, 25LP, 30LP, ATC-3, 5, 7-1/2, 10, 15, 20, 25, 30, 40, MAX-30, 40, FMX-30, 40 and FT-3 fuse tester/puller |
| | NO. 53 | 44 | 10 ea ATC-10, 15, 20, 30; 2 ea MAX-30; 1 ea MAX-40, 50, FT-3 fuse tester/puller; |
| | NO. 64 | 64 | 1 ea MAX-40, 50, FT-3 fuse tester/puller; 2 ea ATM-2, 3, 4, MAX-30; 3 ea ATM-7-1/2; 5 each ATM-5, 25; 10 ea ATM-10, 15, 20, 30 |
| ATC packs | NO. 44 | 42 | 7 ea ATC-5, 10, 15, 20, 25 & 30A; 1 ea FT-3 fuse tester/puller |
| | NO. 80 | 80 | 10 ea ATC-3, 5, 7-1/2, 10, 15, 20, 25, 30 |
| easyID ATC packs | ATC-ID-SK | 42 | 7 ea ATC-ID-5, 10, 15, 20, 25, 30 |
| ATM packs | NO. 43 | 42 | 7 ea ATM-5, 10, 15, 20, 25 & 30A and 1 ea FT-3 fuse tester/puller |
| easyID ATM packs | ATM-ID-SK | 36 | 6 ea ATM-ID-5, 10, 15, 20, 25, 30 |
| ATM low profile packs | ATM-LP-EK | 42 | 7 ea ATM-LP-5, 10, 15, 20, 25 30; 1 ea FT-3 fuse diagnostic tester/puller |
| Glass tube packs | AGC-EK | 60 | 10 ea AGC-5, 10, 15, 20, 25 & 30A and 1 ea FT-3 fuse tester/puller |



BP/EFC-FORD



Each Preparedness pack comes with a re-sealable traveling case.

Preparedness packs

| Product family | Catalog no. | Number of fuses | Contents |
|------------------|---------------|-----------------|--|
| Multi-fuse packs | BP/EFC-FORD | 29 | 1 ea ATC-10, 15, 25, ATM-5, 7-1/2; 2 ea ATC-20, 30, ATM-10, 15, 20, 25, 30, ATM-LP-5, 7-1/2, 10, 15, 20 |
| | BP/EFC-GM | 24 | 1 ea ATM-2, 5, 7-1/2, 10, 15, 25, 30, ATM-LP-2, 5, 7-1/2, 10, 30, ATR-10, 15, 20, 30; 2 ea ATM-20, ATM-LP-15, 20, 30 |
| | BP/EFC-TOYOTA | 23 | 1 ea ATM-7-1/2, ATM-LP-5, 7-1/2, 25, 30; 2 ea ATM-5, 10, 15, 20, 25, 30, ATM-LP-10, 15, 20 |
| | BP/EFC-CHYSLR | 23 | 2 ea ATM-5, 10, 15, 20, 25, 30; 1 ea ATC-15, ATM-7-1-2, ATM-5LP, 10LP, 15LP, 20LP, 25LP, ATR-5, 10, 15, 20, 30 |
| ATC packs | BP/EFC-ATC | 24 | 4 ea ATC-5, 10, 15, 20, 25, 30 |
| ATM packs | BP/EFC-ATM | 24 | 4 ea ATM-5, 10, 15, 20, 25, 30 |



DIA-1



BP/ATR-A7-RPP



BP/ATC-A5-RP



ATC-FP-AID

Emergency packs

| Product family | Catalog no. | Number of fuses | Contents |
|-----------------------------|------------------|-----------------|--|
| ATR (Micro II) packs | BP/ATR-A7-RPP | 7 | 1 ea ATR-5, 7-1/2, 10, 15, 20, 25, 30 and fuse puller |
| easyID ATR (Micro II) packs | BP/ATR-AID | 5 | 1 ea 10,15,30; 2 ea 20 |
| ATL (Micro III) packs | BP/ATL-A4-RPP | 4 | 1 ea ATL-5, 7-1/2, 10, 15 and fuse puller |
| ATC packs | BP/ATC-A5-RP | 5 | 1 ea ATC-10, 15, 20, 25, 30 |
| | BP/ATC-AH8-RPP | 8 | 2 ea ATC-15, 20; 1 ea ATC-10, 25, 30, 40 and FP-A3 fuse puller |
| | BP/ATC-AL8-RP | 8 | 1 ea ATC-2, 3, 4; 2 ea ATC-5, 7-1/2 |
| | DIA-1 | 6 | 1 ea ATC-5, 10, 15, 20, 25, 30, and FT-3 fuse diagnostic tester/puller |
| easy ID ATC packs | ATC-FP-AID | 5 | 1 ea ATC-ID-10, 15,20, 25, 30 and FP-A3 fuse puller |
| | BP/ATC-AID | 5 | 1 ea ATC-10, 15, 20, 25, 30 |
| ATM packs | BP/ATM-A5-RP | 5 | 1 ea ATM-10, 15, 20, 25, 30 |
| | BP/ATM-A8-RP | 8 | 1 ea ATM-2, 5, 7-1/2, 10, 15, 20, 25, 30 |
| | BP/ATM-AH8-RPP | 8 | 2 ea ATM-10, 15, 20; 1 ea ATM-25, 30 and FP-A3 fuse puller |
| | BP/ATM-AL8-RP | 8 | 2 ea ATM-3, 5, 7-1/2; 1 ea ATM-2, 4 |
| | DIA-2 | 8 | 1 ea ATM-2, 5, 7-1/2, 10, 15, 20, 25, 30 and FT-3 fuse diagnostic tester/puller |
| easyID ATM packs | ATM-FP-AID | 5 | 1 ea ATM-ID-10, 15, 20, 25, 30 and FP-A3 fuse puller |
| | BP/ATM-AID | 5 | 1 ea ATM-ID-10, 15, 20, 25, 30 |
| ATM low profile packs | BP/ATM-A6LP-RP | 8 | 1 ea ATM-LP-5, 10, 15, 20, 25, 30 |
| | DIA-3 | 8 | 1 ea ATM-LP-2, 5, 7-1/2, 10, 15, 20, 25, 30 and FT-3 fuse diagnostic tester/puller |
| MAX pack | BP/MAX-A3-RP | 3 | 1 ea MAX-30, 40, 50 |
| FMX pack | BP/FMX-A3-RP | 3 | 1 ea FMX-20, 30, 40 |
| Glass tube fuse packs | BP/AGA-AH8-RP | 8 | 2 ea AGA-10, 15, 20, 30 |
| | BP/AGA-AL8-RP | 8 | 1 ea AGA- 1, 2; 2 ea 3, 5, 7-1/2 |
| | BP/AGC-A5-RP | 5 | 1 ea AGC-10, 15, 20, 25 and 30 A |
| | BP/AGC-AH10-RP | 10 | 1 ea AGC-7-1/2, 25; 2 ea 10, 15, 20, 30 |
| | BP/AGC-AL10-RP | 10 | 1 ea AGC-4, 6; 2 ea 1, 2, 3, 5 |
| AGA, AGC, AGW AGX, SFE, GBC | MA-5 | 5 | 1 ea AGC-1/2, 1, 1-1/2, 2, 3 |
| | BP/AGW-A8-RP | 8 | 1 ea AGW-5, 7-1/2; 2 ea 15, 20, 30 |
| | BP/AGX-A8-RP | 8 | 1 ea AGX-5, 8; 2 ea 20, 25, 30 |
| | BP/SFE-AH6-RP | 6 | 2 ea SFE-14, 20, 30 |
| | BP/SFE-AL6-RP | 6 | 1 ea SFE-4, 6; 2 ea 7-1/2, 9 |
| | BP/AGC-SFE-A5-RP | 5 | 1 ea AGC- 10, 15, 30 and SFE-14, 20 |
| | BP/GBC-A8-RP | 8 | 1 ea GBC-5, 15; 2 ea 8, 16, 25 |



NO.136

ATR, ATL and FMM micro fuse assortment

Selection of 135 ATR 2-leg and ATL 3-leg micro blade fuses, and FMM micro cartridge fuses plus a fuse puller. Fuses are loosely packed in 12-cavity, shatter-resistant plastic box. Contains ten each of ATR-5, 7-1/2, 10, 15, 20, 25 and 30, ten each of ATL-5, 7-1/2, 10, and 15, and five each of FMM-15, 20, 25, 30 and 40.



NO.45

Cartridge fuse bulk assortment

The top 16 assorted cartridge fuses for wiring harness protection. Comes with selection guide on inside lid. Contains one each of FLD-80, FLF-20, 30, 40, 50, FLM-80, 100, 120, FLS-30, 40, FMX-20, 30, 40, 50, 60 and FMX-30LP



NO.60LP

Low-profile ATM fuses

Assortment contains 60 fuses: ten each of ATM-7-1/2LP, 10LP, 15LP, 20LP, 25LP and 30LP.



NO.105

Late model automotive fuse assortment

Selection of low-profile and regular fuses loosely packed in 18-cavity, shatter-resistant plastic box. Contains: 10 each ATM-7-1/2LP, 10LP, 25LP and 30LP; 15 each ATM-15LP and 20LP; 3 each FMX-20, 30 and 40; 2 each FMX-50 and 60; 3 each FMX-20LP, 30LP and 40LP; 2 each FMX-50LP and 60LP; 2 each MAX-30 and 40; 1 each MAX-20, 50, 60 and 80.



NO.95BK

ATC and ATM bulk assortment

Selection of 95 ATC and ATM blade fuses. Fuses are loosely packed in 12-cavity, shatter-resistant plastic box. Contains five each of ATC-5, 15, 25, ATM-5, 10, 15, 25, 30, ten of ATM-20, fifteen of ATC-10, 20, 30.



NO.290

PRO PAK professional technician's assortment

Contains the circuit protection products every service technician needs. The compact case organizes 290 of the most common circuit protection products to restore power fast.

Comes with a free, high-power white LED spotlight made of high-grade polished aluminum with metal clip and magnetic base. Features a locking ON/OFF switch with an LED mounted on an insulated flexible shaft. Batteries included: 3 AG13 button cell.

PRO PACK contents

- Fuse assortments: AGA-AL (1, 2, 3, 5 and 7-1/2 A), AGA-AH (10, 15, 20 and 30 A), AGW-A (5, 7-1/2, 15, 20 and 30 A) and AGX-A (5, 8, 20, 25 and 30 A).
- AGC glass fuses. One tin each containing five fuses: AGC-1-R, 2-R, 3-R, 4-R, 5-R, 7-1/2-R, 10-R, 15-R, 20-R, 25-R and 30-R A.
- SFE size-rejecting 1/4" glass fuses. One tin each containing five fuses: SFE-4, 7-1/2, 9, 14, 20 and 30 A.
- GBC German vehicle fuses. One tin each containing five fuses: GBC-8, 16 and 25 A.
- ATM blade fuses. One tin of each rating containing five fuses: ATM-5, 7-1/2, 10, 15, 20, 25 and 30 A.
- Low-profile ATM blade fuses. One tin each containing five fuses: ATM-7-1/2LP, 10LP, 15LP, 20LP, 25LP and 30LP.
- ATC blade fuses. One tin each containing five fuses: ATC-3, 4, 5, 7-1/2, 10, 15, 20, 25, 30, 35 and 40 A.
- MAXI blade fuses. MAX-20, (2)30, (2)40, 50, 60, 70 and 80 A.
- FLB bolt-mount cartridge fuses. One each: FLB-40, 50, 60, 70 and 80 A.
- FLD bolt-mount cartridge fuses. One FLD-80 A.
- FLF female termination cartridge fuses. One each: FLF-20, 30, 40, 50 and 60 A.
- FLM male termination cartridge fuses. One each: FLM-60, 80 and 100 A.
- FLS female miniature termination cartridge fuses. One each: FLS-30 and 40 A.
- FMX female MAXI fuses. One each: FMX-20, 30, 40, 50 and 60 A.
- FMX_LP low-profile female MAXI fuses. One each: FMX-20LP, 25LP, 30LP, 40LP, 50LP and 60LP.
- HDD 30 A in-line ATC fuse holder
- HHM 30 A in-line ATM fuse holder
- HHN in-line glass tube fuse holder with AGC-30-R A fuse
- HMK heavy-duty in-line glass tube fuse holder
- CBB-30 Type II 30 A ATC blade-type circuit breaker
- CBC-30HB Type I stud-mount 30 A circuit breaker with lengthwise bracket
- UCB-20 universal 20 A ATC blade-type circuit breaker
- UCB-30 universal 30 A ATC blade-type circuit breaker
- FT-3 fuse puller/tester, FP-A3 3-way fuse puller

Fuse caddies



Bussmann series fuse caddies offer a full array of fuses for automotive repair facilities to meet your fuse replacement needs. Each caddy is specially stocked to cover the majority of cars, vans, light trucks, SUVs and RVs on the road today. Select from the five-tray caddy or the more comprehensive ten-tray caddy to offer your customers a convenient and secure means to store and transport their replacement fuse inventory.

FUSE-CADDY1

With convenient folding handle and security latch, this five-tray capacity caddy contains 275 fuses in popular ratings. Four, ten-cavity trays contain ATM, low-profile ATM, ATC and MAX fuses. One, five-cavity tray contains FMX fuses.

Contains fuse tray catalog numbers:

- CDY10TRY-ATM CDY10TRY-MAX
- CDY10TRY-ATM-LP CDY5TRY-FMX
- CDY10TRY-ATC



Caddy measures 7.4"W x 4.5"D x 7.8"H (handle not extended)

See fuse tray contents on page 31 for type, quantities and ratings for each tray catalog number.

FUSE-CADDY2



Caddy measures 14.8"W x 4.5"D x 7.8"H (handle not extended)

With convenient folding handle and security latches, this ten-tray capacity caddy contains 372 fuses in popular ratings. Seven, ten-cavity trays contain ATM, Low-profile ATM, ATC, MAX, FMM/low-profile FMX, FLF/FLS, ATR/ATL micro fuses. Three, five-cavity trays contain FMX, FLB/FLD/FLM and AMG/AMI fuses. Together, all ten trays meet virtually any automotive blade and high amp fuse replacement need.

Contains fuse tray catalog numbers:

- CDY10TRY-ATM CDY10TRY-FLNK1 CDY5TRY-BMOUNT
- CDY10TRY-ATM-LP CDY10TRY-FLNK2 CDY5TRY-SMOUNT
- CDY10TRY-ATC CDY10TRY-MICRO
- CDY10TRY-MAX CDY5TRY-FMX

See fuse tray contents on page 31 for type, quantities and ratings for each tray catalog number.

Fuse tray assortments

Bussmann series fuse trays make it convenient to sell popular fuse assortments that repair facilities need to keep on hand for today's cars, vans, light trucks and SUVs.

Clear, compact trays that measure 3.5"D x 7"W x 1"H are easy to store and allow quick, visual identification of fuses without the hassle of opening the tray.

Three, five-cavity tray assortments and eight, ten-cavity tray assortments cover the most popular fuse applications including the new, ATR and ATL 2- and 3-blade micro fuses and FMM micro cartridge fuses. Offer your customers the convenience of these five-tray and ten-tray fuse caddies.

Trays are easily restocked from traditional or value fuse packs.

Order individually or offer customers the convenience of the FUSECADDY-1 (five-tray) or FUSECADDY-2 (ten-tray) fuse caddies.



Ten- and five-tray fuse caddies conveniently store multiple fuse trays to efficiently organize an entire replacement fuse inventory.

Fuse tray contents and quantities



CDY10TRY-ATM
10 Cavity tray, 80 ATM blade fuses

| Fuse (Qty) | |
|---------------|-------------|
| ATM-2 (5) | ATM-10 (15) |
| ATM-3 (5) | ATM-15 (15) |
| ATM-4 (5) | ATM-20 (15) |
| ATM-5 (5) | ATM-25 (5) |
| ATM-7-1/2 (5) | ATM-30 (5) |



CDY10TRY-ATM-LP
10 Cavity tray, 65 Low-profile ATM blade fuses

| Fuse (Qty) | |
|-----------------|---------------|
| ATM-2LP (5) | ATM-10LP (10) |
| ATM-3LP (5) | ATM-15LP (10) |
| ATM-4LP (5) | ATM-20LP (10) |
| ATM-5LP (5) | ATM-25LP (5) |
| ATM-7-1/2LP (5) | ATM-30LP (5) |



CDY10TRY-ATC*
10 Cavity tray, 100 ATC blade fuses

| Fuse (Qty) | |
|---------------|-------------|
| ATC-3 (5) | ATC-20 (15) |
| ATC-4 (5) | ATC-25 (10) |
| ATC-5 (5) | ATC-30 (15) |
| ATC-7-1/2 (5) | ATC-35 (10) |
| ATC-10 (10) | ATC-40 (10) |
| ATC-15 (10) | |

* Replaces NO.100BK



CDY10TRY-EZID
10 Cavity tray, 59 ATC/ATM/MAX blade fuses

| Fuse (Qty) | | |
|--------------|--------------|--------------|
| ATC-3ID (4) | ATM-3ID (4) | MAX-30ID (2) |
| ATC-5ID (2) | ATM-5ID (2) | MAX-40ID (2) |
| ATC-10ID (4) | ATM-10ID (4) | MAX-50ID (1) |
| ATC-15ID (4) | ATM-15ID (4) | MAX-60ID (1) |
| ATC-20ID (4) | ATM-20ID (4) | MAX-80ID (1) |
| ATC-25ID (4) | ATM-25ID (4) | |
| ATC-30ID (4) | ATM-30ID (4) | |



CDY10TRY-MAX
10 Cavity tray, 16 MAXI blade fuses

| Fuse (Qty) | |
|------------|-----------------|
| MAX-20 (1) | MAX-60 (3) |
| MAX-30 (1) | MAX-70 (2) |
| MAX-40 (3) | MAX-80 (2) |
| MAX-50 (3) | MAX-100ID (1)** |

** easyID indicating fuse.



CDY10TRY-MICRO
10 Cavity tray, 55 ATR/ATL micro blade fuses

| Fuse (Qty) | |
|---------------|---------------|
| ATR-5 (5) | ATR-30 (5) |
| ATR-7-1/2 (5) | ATL-5 (5) |
| ATR-10 (5) | ATL-7-1/2 (5) |
| ATR-15 (5) | ATL-10 (5) |
| ATR-20 (5) | ATL-15 (5) |
| ATR-25 (5) | |



CDY10TRY-FLNK1
10 Cavity tray, 13 FMM/low-profile FMX fuses

| Fuse (Qty) | |
|--------------|--------------|
| FMM-15 (1) | FMX-25LP (1) |
| FMM-20 (1) | FMX-30LP (1) |
| FMM-25 (1) | FMX-40LP (1) |
| FMM-30 (1) | FMX-50LP (2) |
| FMM-40 (1) | FMX-60LP (2) |
| FMX-20LP (1) | |



CDY10TRY-FLNK2
10 Cavity tray, 7 FLF/FLS cartridge fuses

| Fuse (Qty) | |
|------------|------------|
| FLF-20 (1) | FLF-60 (1) |
| FLF-30 (1) | FLS-30 (1) |
| FLF-40 (1) | FLS-40 (1) |
| FLF-50 (1) | |



CDY5TRY-FMX
5 Cavity tray, 14 FMX high amp fuses

| Fuse (Qty) | |
|------------|------------|
| FMX-20 (2) | FMX-50 (3) |
| FMX-30 (3) | FMX-60 (3) |
| FMX-40 (3) | |



CDY5TRY-BMOUNT
5 Cavity tray, 10 FLB/FLD/FLM cartridge fuses

| Fuse (Qty) | |
|-------------|-------------|
| FLB-80 (1) | FLM-30 (1) |
| FLB-140 (1) | FLM-60 (1) |
| FLD-40 (1) | FLM-80 (1) |
| FLD-80 (1) | FLM-100 (1) |
| FLD-120 (1) | FLM-120 (1) |



CDY5TRY-SMOUNT
5 Cavity tray, 12 AMG/AMI high amp fuses

| Fuse (Qty) | |
|-------------|-------------|
| AMG-80 (1) | AMG-225 (1) |
| AMG-100 (1) | AMG-250 (1) |
| AMG-125 (1) | AMG-300 (1) |
| AMG-150 (1) | AMI-40 (1) |
| AMG-175 (1) | AMI-50 (1) |
| AMG-200 (1) | AMI-80 (1) |

Retail automotive planogram


Color-coded packaging for fast, easy product selection. Fits standard four-foot wide gondola. Product layout on page 33.

Visual categorization

- Color-coded Bussmann series retail packaging.
- Fast and easy product identification.
- Provides increased shopability and faster merchandising.

Merchandising ease

- Retail set is simple and straightforward.
- Color-coding encourages return of product to correct peg.
- Reduces need for assistance by store personnel.



4FTAUTO-KIT
Peg hooks and gondola not included.

Consumer friendly

- Fuse center is easily located.
- Point-of-sale identifies fuse types.
- Package color codes identify product category.



4FTAUTO-TAGS
UPC Reorder tags.

AFC-225

Contains: 25 each of glass tube fuses. AGC-5-R, 10-R, 15-R, 20-R, 25-R and 30-R A and SFE-14, 20 and 30 A.



NO.225

Contains: 25 each of ATC blade fuses. ATC-3, 4, 5, 7-1/2, 10, 15, 20, 25 and 30 A.



NO.227

Contains: Ten each of ATM blade fuses. ATM-2, 3, 5, 7-1/2, 10, 15, 20, 25 and 30 A.



Available reload packs

Reloads contain 10 and 25 fuses of the specified ampacity in a poly bag. See table below for available fuses and amp ratings.

| Catalog no. | Description |
|--------------|--|
| ATC-(amp)RLD | 25 fuses in a poly bag, available amps: 10, 15, 20, 25, 30 A |
| ATM-(amp)RLD | 10 fuses in a poly bag, available amps: 10, 15, 20, 25, 30 A |

| Catalog no. | Description |
|--------------|---|
| 4FTAUTO-KIT | 175 SKU auto prepack. Includes one of each retail pack, a complete set of reorder tags and a header card as pictured. |
| 4FTAUTO-TAGS | Replacement set of UPC reorder tags for the 4FTAUTO-KIT. Order tags through your Bussmann series product rep. |

For details on automotive Planogram SKUs, visit Eaton.com/BussmannConsumerPOG

Tilt-bin assortments

Turn any pegboard or shelf into a profit-building professional fuse center with interlocking tilt-bin sets. Bin rows are stocked with assortments of the fastest-selling fuses, holders and accessories. Transparent, tilt-out bins make selection a snap, and let you check inventory at a glance. Bins can be stacked in any combination so you can modify your display to fit your customer's needs.

Reload part numbers are available for AFC-225, NO.225 and NO.227. The reloads are packed in a polybag labeled with the catalog number and UPC code.



AFC-90

Two tilt-bin sets containing five each of MAX-20, 30, 40, 50 and 60 A and FMX-20, 30 and 40 A fuses, FLB-70, FLF-20, 30, 40 and 60 A and FLM-60, 80 and 100 A and FLS-30 and 40 A cartridge fuses.



All five units stacked together provide a complete fuse selection for the automotive repair technician or store display. Bins interlock and can be wall-mounted.

Package color coding

| | easyID | MINI BLADE FUSES | BLADE FUSES | LOW PROFILE MINI BLADE FUSES | MICRO FUSES | MAXI BLADE FUSES AND FUSIBLE LINKS | GLASSTUBE FUSES | CIRCUIT BREAKERS AND STUD-MOUNT FUSES | ACCESSORIES |
|--------|-----------|-------------------------------|-------------|------------------------------|-------------|------------------------------------|-----------------|---------------------------------------|-------------|
| ROW 1 | Column 1 | BP/EFC-FORD 051712694049 | | | | | | | |
| | Column 2 | | | | | | | | |
| ROW 2 | Column 3 | BP/EFC-GM 051712694063 | | | | | | | |
| | Column 4 | | | | | | | | |
| ROW 3 | Column 5 | BP/EFC-TOYOTA 051712694070 | | | | | | | |
| | Column 6 | | | | | | | | |
| ROW 4 | Column 7 | | | | | | | | |
| | Column 8 | | | | | | | | |
| ROW 5 | Column 9 | | | | | | | | |
| | Column 10 | | | | | | | | |
| ROW 6 | Column 11 | | | | | | | | |
| | Column 12 | | | | | | | | |
| ROW 7 | Column 13 | | | | | | | | |
| | Column 14 | | | | | | | | |
| ROW 8 | Column 15 | | | | | | | | |
| | Column 16 | | | | | | | | |
| ROW 9 | Column 17 | | | | | | | | |
| | Column 18 | | | | | | | | |
| ROW 10 | Column 19 | | | | | | | | |
| | Column 20 | | | | | | | | |
| ROW 11 | Column 21 | | | | | | | | |
| | Column 22 | | | | | | | | |



Marine and outdoor rec products

Marine-rated circuit breakers

Specifically designed to meet the needs of marine applications, the CB187F and CB187P offer 5 kA @ 12 Vdc interrupting ratings and ignition protection per ABYC E-11. Usable as an ON/OFF switch, they have corrosion resistant plating on 15/16-18 copper terminals.

CB251 and CB255 offer an interrupting rating of 2.5 kA per ABYC E-11 and feature a "Push-to-Trip" option and reset mechanism that provides visual indication of a tripped condition.

| Amps | Catalog no. |
|------|-------------|
| 10 | CB251-10 |
| 15 | CB251-15 |
| 20 | CB251-20 |
| 25 | CB251-25 |
| 40 | CB251-40 |
| 50 | CB251-50 |

* 1 Breaker per box, 10 boxes per shelf carton.

**Type I-automatic reset
CB251**

Panel mount, 32 Vdc, weatherproof, marine rated, #10-32 threaded studs, stainless steel hardware installed



| Amps | Catalog no. |
|------|-------------|
| 10 | CB255-10 |
| 15 | CB255-15 |
| 20 | CB255-20 |
| 25 | CB255-25 |
| 30 | CB255-30 |
| 35 | CB255-35 |
| 40 | CB255-40 |
| 50 | CB255-50 |

* 1 Breaker per box, 10 boxes per shelf carton.

CB255

Panel mount push-to-trip button, 32 Vdc, weatherproof, marine rated, #10-32 stainless steel hardware installed



Type III-manual reset

CB285F

Flush mount with push-to-trip button, 42 Vdc, weatherproof, marine rated, M6 threaded studs, stainless steel hardware installed



| Amps | Catalog no.* |
|------|--------------|
| 25 | CB285F-25 |
| 30 | CB285F-30 |
| 40 | CB285F-40 |
| 50 | CB285F-50 |
| 60 | CB285F-60 |
| 70 | CB285F-70 |
| 80 | CB285F-80 |
| 100 | CB285F-100 |
| 120 | CB285F-120 |
| 150 | CB285F-150 |

* 1 Breaker per box, 20 boxes per master carton.

CB285P

Panel mount push-to-trip button, 42 Vdc weatherproof, marine rated, M6 threaded studs, stainless steel hardware installed



| Amps | Catalog no.* |
|------|--------------|
| 25 | CB285P-25 |
| 30 | CB285P-30 |
| 40 | CB285P-40 |
| 50 | CB285P-50 |
| 60 | CB285P-60 |
| 70 | CB285P-70 |
| 80 | CB285P-80 |
| 90 | CB285P-90 |
| 100 | CB285P-100 |
| 120 | CB285P-120 |
| 150 | CB285P-150 |

* 1 Breaker per box, 20 boxes per master carton.

| Amps | Catalog no. |
|------|-------------|
| 25 | CB187F-25 |
| 30 | CB187F-30 |
| 35 | CB187F-35 |
| 40 | CB187F-40 |
| 50 | CB187F-50 |
| 60 | CB187F-60 |
| 70 | CB187F-70 |
| 80 | CB187F-80 |
| 90 | CB187F-90 |
| 100 | CB187F-100 |
| 110 | CB187F-110 |
| 120 | CB187F-120 |
| 135 | CB187F-135 |
| 150 | CB187F-150 |
| 200 | CB187F-200 |

* 1 Breaker per box, 5 boxes per shelf carton.

CB187F

Flush mount with pull-to-trip lever, 48 Vdc, weatherproof, marine rated, 5/16-18 threaded studs, stainless steel hardware installed



CB187P

Panel mount pull-to-trip lever, 48 marine rated, 5/16-18 threaded studs, stainless steel hardware installed



| Amps | Catalog no. |
|------|-------------|
| 30 | CB187P-30 |
| 35 | CB187P-35 |
| 40 | CB187P-40 |
| 50 | CB187P-50 |
| 60 | CB187P-60 |
| 80 | CB187P-80 |
| 110 | CB187P-110 |
| 120 | CB187P-120 |
| 135 | CB187P-135 |
| 150 | CB187P-150 |

* 1 Breaker per box, 120 boxes per master carton.

Marine assortments

NO.108BK

Marine circuit protection emergency kit in a sturdy, compact reclosable box for replacement of fuses and circuit breakers. A must for commercial or recreation marine applications.

Fuses: Five each of ABC-10, AGC-1-1/2, GMA-2 A, MDA-8, ten of AGC-3, 7-1/2, 15, 25, fifteen of AGC-20, 30.

Circuit breakers: Three CBF-30.

BP/AGC-AL10-RP

Contains: (1) each AGC-4, 6 and (2) each 1, 2, 3, 5

BP/AGC-AH10-RP

AGC fuse assortments for marine accessories and bilge pumps. Includes: (1) each AGC-7-1/2, 25 and (2) each 10, 15, 20, 30

BP/MDL-1

Marine motor protection fuses. Retail pack with two fuses per card. See page 52 for retail pack availability in ratings from 1/2 to 15 amps

BP/AGC-SFE-A5-RP

AGC and SFE fuse assortment for marine applications. Contains: (1) each AGC-10, 15 and 30 A and SFE-14 and 20 A

JJN - Class T very fast-acting, current-limiting 300 Vac, 160 Vdc fuses



| Amps | Catalog no.* |
|------|--------------|
| 110 | JJN-110 |
| 125 | JJN-125 |
| 150 | JJN-150 |
| 175 | JJN-175 |
| 200 | JJN-200 |
| 225 | JJN-225 |
| 250 | JJN-250 |
| 300 | JJN-300 |
| 350 | JJN-350 |
| 400 | JJN-400 |

* 1 Fuse per pack, 5 packs per master carton.

Battery separators manage batteries for reliable starts



Uni-directional and bi-directional versions available.



Attractive retail packaging easily displays on peg boards or stacks on shelves.

CBBF
Marine rated battery fuses



| Amps | Trad'l pack* |
|------|--------------|
| 30 | CBBF-30 |
| 40 | CBBF-40 |
| 50 | CBBF-50 |
| 60 | CBBF-60 |
| 75 | CBBF-75 |
| 80 | CBBF-80 |
| 90 | CBBF-90 |
| 100 | CBBF-100 |
| 125 | CBBF-125 |
| 150 | CBBF-150 |
| 175 | CBBF-175 |
| 200 | CBBF-200 |
| 250 | CBBF-250 |
| 300 | CBBF-300 |

* 1 Fuse per pack, 10 packs per shelf carton.

These marine rated fuses are suitable for main and auxiliary Circuit protection (alternator outputs, starter motor inputs and accessories) in demanding environments or tight space constraints. Marine-rated under SAE J1171 for ignition protection. Use with CBBF-MBC mounting bar.

- For vehicles and boats with main and auxiliary battery systems and alternator outputs up to 100 amps — or on systems incompatible with battery isolators.
- Battery separators from Sure Power actively manage multi-battery electrical systems to ensure greater reliability for main battery engine starting.
- Battery separators provide a solenoid priority system for multi-battery systems.
- When main battery is low, the separator will utilize auxiliary battery power to assist in vehicle starting.
- Separators disconnect main and auxiliary batteries from one another to protect them from excessive drain.
- Time-delay function prevents battery separator from reacting to temporary voltage fluctuations.

CBBF-MBC
Mounting bar

Mounting bar with 1/4-20 stud, nut and cover for the CBBF battery fuse.

Order catalog number CBBF-MBC*.


* 1 Bar per pack, 10 packs per shelf carton.



| Catalog no. | Description |
|-------------|--|
| RB-BS-1314 | Uni-directional 100 A battery separator — model no. 1314A* |
| RB-BS-1315 | Bi-directional 100 A battery separator — model no. 1315A* |

* Use the catalog numbers to order these products.

Splash proof covers



| Catalog no. | Description | Pack qty. | Shelf qty. | Master qty. |
|----------------|--|-----------|------------|-------------|
| CB-CVR | Cover for stud terminal circuit breaker | 1 | 10 | 300 |
| BK/CB-CVR | Cover for stud terminal circuit breaker-BULK | — | 100 | 2000 |
| BP/CB20HB-CVR* | CB123-20HB with cover-retail pack | 1 | 5 | 120 |
| BP/CB40HB-CVR* | CB123-40HB with cover-retail pack | 1 | 5 | 120 |

* Packed with CB123-20HB and CB123-40HB.

Battery isolators ensure reliable engine starts

- Battery isolators prevent auxiliary batteries from draining main battery power in vehicle electrical systems.
- Suited for light truck, RV, select commercial and marine applications.
- Solid-state technology isolates each battery circuit to extend battery life by allowing each to charge and discharge according to need.
- Easily connects alternator to one main and one auxiliary battery.
- Designed by Sure Power, the leader in battery isolators, for superior performance that exceeds original equipment manufacturer specifications.
- Includes wiring and hardware for basic installation; an optional installation kit available for advanced installation.



70 A and 95 A size



120 A and 130 A size



240 A size

Battery isolator models are available in 70 A, 95 A, 120 A, 130 A and 240 A versions for alternators with outputs from 70 to 240 amps.

| Catalog no. | Description |
|-------------|---|
| RB-BI-70A | 70 amp battery isolator w/wiring kit — model no. 702* |
| RB-BI-95A | 95 amp battery isolator w/wiring kit — model no. 9523A* |
| RB-BI-120A | 120 amp battery isolator w/wiring kit — model no. 12023A* |
| RB-BI-130A | 130 amp battery isolator w/wiring kit — model no. 13023A* |
| RB-BI-240A | 240 amp battery isolator w/wiring kit — model no. 24023A* |

* Use the catalog numbers to order these products.

Multi-battery systems

Many vehicles and boats have accessories and other electrical loads, such as lights, entertainment systems and communications equipment that draw power when the engine is off. When applied to a single battery electrical system, main batteries can become drained and present an engine “no-start” condition. Adding an auxiliary battery to operate these additional loads helps avoid this, but it needs more than simply being wired into the electrical system — the auxiliary battery needs to be isolated.

Why batteries need isolating

Multiple batteries connected in an electrical system can become problematic when a partially discharged, or dead, battery is connected to a fully charged battery. The current in the fully charged battery will flow to the less charged battery until both are equally discharged, or even worse, completely discharged and may prevent the engine from starting.

Battery isolators manage battery power

A battery isolator can eliminate the problem of battery drain by acting as a check valve between the batteries to prevent current flowing from a fully charged battery to a partially charged battery. A battery isolator enables each battery to act as an independent power source so that the main battery can conserve power even if the auxiliary battery is fully discharged. When charging, the isolator gives priority to the main battery so that there is always a full charge to start the engine.



Attractive 70 to 130 amp retail packaging easily mounts on peg boards or stacks on shelves. 240 amp isolator package for shelf display only.

Battery isolator installation kit and Delco® alternator connector kit

Enhance your battery isolator sales by offering the installation kit RB-BIK-1882 that contains the wire, connectors and hardware needed for an easier installation.

When customers are installing their isolator on a Delco/Delphi CS Series alternator system, also sell them the connector kit that's required for OEM connector modification.

| Catalog no. | Description |
|-------------|--|
| RB-BIK-1882 | Battery isolator installation kit — model no. 1882* |
| RB-GM-KIT | GM Delco CS Series connector kit — model no. 144-CD* |

* Use the catalog numbers to order these products.



Installation kit and GM connector kit increases sales opportunities while easing installation for customers.

Hardware and home products



Automotive

Used in older-model cars, glass tube fuses today are found primarily in automotive accessory applications. The expansive Bussmann series line of glass fuses includes many types and sizes in addition to those listed in this catalog. Call Eaton for more product details if you have requirements which are not covered here.

Appliances and consumer electronics

Glass and ceramic tube fuses are often used to protect appliances and consumer electronics. As electronic equipment becomes smaller, the circuits and components become more delicate and easily damaged. Fuses are the preferred method of protection due to their accuracy, small size and reliability. Fuses are available in a wide variety of amp ratings to provide precise protection. Generally, two sizes of user-replaceable fuses are found: the 1/4" x 1-1/4" and 5x20 mm. Each is available in a variety of volt and amp ratings.

Fuse types

There are two basic types of fuses available for appliances and consumer electronics: fast-acting or time-delay. Any replacement fuse must match the one it's replacing. In general, fast-acting fuses are a single strand of wire or strip of metal. Time-delay fuses usually have a coiled wire, a thick element wrapped in wire, or a spring. Most electronic fuses will have the voltage and amp rating stamped on the end cap. The type of fuse can generally be visually identified. Also, owner's manuals will have the correct replacement fuse generically identified. For example: "Use a 2 amp, time-delay, 250 volt fuse."

Glass and ceramic tube fuse sizes

Glass and ceramic tube fuse sizes

Both glass and ceramic tube fuses vary by diameter and length. The chart below provides a visual reference for the various sizes of the Bussmann series fuse families. Images are shown to scale.

Fuse selection criteria

- For electronic/electrical applications, fuses must be rated at 125 V or better.
- Voltage must match or exceed the fuse being replaced (125 V for household current; 12 V for auto; 24 V for heavy duty).
- Fuses must match required fuse characteristic – either fast-acting or time-delay.
- Amp rating must match that of the original fuse.

A note on voltage rating

All fuses have a voltage rating. To maintain safety, this voltage rating should not be exceeded in application, although it is acceptable to use a higher voltage rated fuse in a lower voltage application. For example: A fuse rated for 125 volts is appropriate in household (110 V) or automotive (12 V), while a fuse rated for 32 volts is appropriate for automotive (12 V), but not for household (125 V). Always replace a fuse with one of the same or higher voltage rating.

See page 54 for specifications.



* Mounts in HLR in-line holder, see page 14.

Fast-acting 1/4" diameter automotive fuses

AGA

1/4" x 5/8" fast-acting glass tube fuses

See page 28 for available assortments.



| Amps | Catalog no.* | Retail pack** |
|-------|--------------|---------------|
| 1/4 | AGA-1/4 | — |
| 1 | AGA-1 | — |
| 1-1/2 | AGA-1-1/2 | — |
| 2 | AGA-2 | — |
| 2-1/2 | AGA-2-1/2 | — |
| 3 | AGA-3 | — |
| 5 | AGA-5 | — |
| 6 | AGA-6 | — |
| 7-1/2 | AGA-7-1/2 | — |
| 10 | AGA-10 | — |
| 15 | AGA-15 | — |
| 20 | AGA-20 | BP/AGA-20-RP |
| 30 | AGA-30 | — |

* 5 Fuses per pack, 10 packs per shelf carton.
** 5 Fuses per pack, 5 packs per shelf carton.

AGW

1/4" x 7/8" fast-acting automotive glass tube fuses

See page 28 for available assortment.



| Amps | Catalog no.* | Retail pack** |
|-------|--------------|---------------|
| 1 | AGW-1 | — |
| 1-1/2 | AGW-1-1/2 | — |
| 2-1/2 | AGW-2-1/2 | — |
| 3 | AGW-3 | — |
| 4 | AGW-4 | — |
| 5 | AGW-5 | — |
| 6 | AGW-6 | — |
| 7-1/2 | AGW-7-1/2 | — |
| 10 | AGW-10 | — |
| 15 | AGW-15 | BP/AGW-15-RP |
| 20 | AGW-20 | — |
| 30 | AGW-30 | — |

* 5 Fuses per pack, 10 packs per shelf carton.
** 5 Fuses per pack, 5 packs per shelf carton.

AGX

1/4" x 1" fast-acting automotive glass tube fuses

See page 28 and 52 for available assortments.



| Amps | Catalog no.* |
|-------|--------------|
| 1 | AGX-1 |
| 2 | AGX-2 |
| 2-1/2 | AGX-2-1/2 |
| 3 | AGX-3 |
| 5 | AGX-5 |
| 7 | AGX-7 |
| 8 | AGX-8 |
| 10 | AGX-10 |
| 15 | AGX-15 |
| 20 | AGX-20 |
| 25 | AGX-25 |
| 30 | AGX-30 |

* 5 Fuses per pack, 10 packs per shelf carton.

GBB

1/4" x 1-1/4" very fast-acting ceramic tube fuses



| Amps | Catalog no.* |
|-------|--------------|
| 1-1/4 | GBB-1-1/4-R |
| 10 | GBB-10-R |
| 15 | GBB-15-R |
| 30 | GBB-30-R |

* 5 Fuses per pack, 10 packs per shelf carton.

ABC

1/4" x 1-1/4" fast-acting ceramic tube fuses

See page 52 for available assortment.



| Amps | Catalog no.* | Retail pack** |
|-------|--------------|---------------|
| 1/4 | ABC-1/4-R | — |
| 1/2 | ABC-1/2-R | — |
| 1 | ABC-1-R | — |
| 2 | ABC-2-R | — |
| 2-1/2 | ABC-2-1/2-R | — |
| 3 | ABC-3-R | — |
| 4 | ABC-4-R | — |
| 5 | ABC-5-R | — |
| 6 | ABC-6-R | — |
| 7 | ABC-7-R | — |
| 8 | ABC-8-R | — |
| 10 | ABC-10-R | BP/ABC-10 |
| 12 | ABC-12-R | — |
| 15 | ABC-15-R | BP/ABC-15 |
| 20 | ABC-20-R | BP/ABC-20 |
| 25 | ABC-25-R | — |
| 30 | ABC-30-R | — |

* 5 Fuses per pack, 10 packs per shelf carton.
** 2 Fuses per pack, 5 packs per shelf carton.

AGC

1/4" x 1-1/4" fast-acting automotive glass tube fuses

See pages 27, 28, 32, 35 and 52 for available assortments.



| Amps | Catalog no.* | Retail pack** |
|--------|--------------|-----------------|
| 1/8 | AGC-1/8-R | — |
| 1/4 | AGC-1/4-R | — |
| 3/10 | AGC-3/10-R | — |
| 3/8 | AGC-3/8-R | — |
| 1/2 | AGC-1/2-R | BP/AGC-1/2-RP |
| 3/4 | AGC-3/4-R | — |
| 1 | AGC-1-R | BP/AGC-1-RP |
| 1-1/4 | AGC-1-1/4-R | — |
| 1-1/2 | AGC-1-1/2-R | BP/AGC-1-1/2-RP |
| 2 | AGC-2-R | BP/AGC-2-RP |
| 2-1/2 | AGC-2-1/2-R | BP/AGC-2-1/2-RP |
| 3 | AGC-3-R | BP/AGC-3-RP |
| 3-2/10 | AGC-3-2/10-R | — |
| 3-1/2 | AGC-3-1/2-R | — |
| 4 | AGC-4-R | BP/AGC-4-RP |
| 5 | AGC-5-R | BP/AGC-5-RP |
| 6 | AGC-6-R | BP/AGC-6-RP |
| 6-1/4 | AGC-6-1/4-R | — |
| 7 | AGC-7-R | — |
| 7-1/2 | AGC-7-1/2-R | BP/AGC-7-1/2-RP |
| 8 | AGC-8-R | — |
| 10 | AGC-10-R | BP/AGC-10-RP |
| 12 | AGC-12-R | — |
| 15 | AGC-15-R | BP/AGC-15-RP |
| 20 | AGC-20-R | BP/AGC-20-RP |
| 25 | AGC-25-R | BP/AGC-25-RP |
| 30 | AGC-30-R | BP/AGC-30-RP |
| 35 | AGC-35-R | BP/AGC-35-RP |
| 40 | AGC-40-R | — |
| 50 | AGC-50 | — |

* 5 Fuses per pack, 10 packs per shelf carton.
** 5 Fuses per pack, 5 packs per shelf carton.

Fast-acting fuses

GBC

1/4" x 31/32" fast-acting German automotive fuses

See page 28 for available assortment.



| Color code | Amps | Catalog no.* | Retail pack** |
|------------|------|--------------|---------------|
| Yellow | 5 | GBC-5 | — |
| White | 8 | GBC-8 | BP/GBC-8-RP |
| Red | 16 | GBC-16 | BP/GBC-16-RP |
| Blue | 25 | GBC-25 | BP/GBC-25-RP |

* 5 Fuses per pack, 10 packs per shelf carton.
** 5 Fuses per pack, 5 packs per shelf carton.

SFE

1/4" size-rejecting fast-acting automotive glass tube fuses

See pages 28, 32 and 35 for available assortments.



| Amps | Fuse length | Catalog no.* | Retail pack** |
|-------|-------------|--------------|---------------|
| 4 | 5/8" | SFE-4 | — |
| 6 | 3/4" | SFE-6 | — |
| 7-1/2 | 7/8" | SFE-7-1/2 | — |
| 9 | 7/8" | SFE-9 | — |
| 14 | 1-1/16" | SFE-14 | BP/SFE-14-RP |
| 20 | 1-1/4" | SFE-20 | BP/SFE-20-RP |
| 30 | 1-7/16" | SFE-30 | BP/SFE-30-RP |

* 5 Fuses per pack, 10 packs per shelf carton.
** 5 Fuses per pack, 5 packs per shelf carton.

AGU

13/32" x 1-1/2" fast-acting automotive glass tube fuses

Available with gold-plated end caps for high-end stereo and AV markets.



| Amps | Catalog no.* | Retail pack** |
|----------------------|--------------|----------------|
| Nickel-plated | | |
| 10 | AGU-10 | — |
| 15 | AGU-15 | — |
| 20 | AGU-20 | — |
| 25 | AGU-25 | — |
| 30 | AGU-30 | — |
| 35 | AGU-35 | — |
| 40 | AGU-40 | BP/AGU-40-RP |
| 50 | AGU-50 | BP/AGU-50-RP |
| 60 | AGU-60 | BP/AGU-60-RP |
| Gold-plated | | |
| 10 | AGU-10GP | — |
| 15 | AGU-15GP | — |
| 20 | AGU-20GP | — |
| 25 | AGU-25GP | — |
| 35 | AGU-35GP | — |
| 40 | AGU-40GP | BP/AGU-40GP-RP |
| 50 | AGU-50GP | BP/AGU-50GP-RP |
| 60 | AGU-60GP | BP/AGU-60GP-RP |

* 10 Fuses per pack, 10 packs per shelf carton.
** 2 Fuses per pack, 5 packs per shelf carton.

Time-delay 1/4" diameter fuses

MDA

1/4" x 1-1/4" time-delay ceramic tube fuses



| Amps | Catalog no.* |
|-------|--------------|
| 1 | MDA-1-R |
| 1-1/2 | MDA-1-1/2-R |
| 2 | MDA-2-R |
| 2-1/2 | MDA-2-1/2-R |
| 3 | MDA-3-R |
| 4 | MDA-4-R |
| 5 | MDA-5-R |
| 6 | MDA-6-R |
| 7 | MDA-7-R |
| 8 | MDA-8-R |
| 10 | MDA-10-R |
| 12 | MDA-12-R |
| 15 | MDA-15-R |
| 20 | MDA-20-R |
| 25 | MDA-25-R |
| 30 | MDA-30-R |

* 5 Fuses per pack, 10 packs per shelf carton.

MDL

1/4" x 1-1/4" time-delay glass tube fuses

See page 52 for available assortment.



| Amps | Catalog no.* | Retail pack** |
|--------|--------------|---------------|
| 1/16 | MDL-1/16-R | — |
| 1/8 | MDL-1/8-R | — |
| 1/4 | MDL-1/4-R | BP/MDL-1/4 |
| 3/8 | MDL-3/8-R | — |
| 1/2 | MDL-1/2-R | BP/MDL-1/2 |
| 3/4 | MDL-3/4-R | — |
| 1 | MDL-1-R | BP/MDL-1 |
| 1-1/4 | MDL-1-1/4-R | — |
| 1-1/2 | MDL-1-1/2-R | BP/MDL-1-1/2 |
| 2 | MDL-2-R | BP/MDL-2 |
| 2-1/2 | MDL-2-1/2-R | — |
| 3 | MDL-3-R | BP/MDL-3 |
| 3-2/10 | MDL-3-2/10-R | — |
| 3-1/2 | MDL-3-1/2-R | — |
| 4 | MDL-4-R | BP/MDL-4 |
| 5 | MDL-5-R | BP/MDL-5 |
| 6 | MDL-6-R | BP/MDL-6 |
| 6-1/4 | MDL-6-1/4-R | — |
| 7 | MDL-7-R | BP/MDL-7 |
| 7-1/2 | MDL-7-1/2-R | — |
| 8 | MDL-8-R | BP/MDL-8 |
| 10 | MDL-10-R | BP/MDL-10 |
| 12 | MDL-12-R | — |
| 15 | MDL-15-R | BP/MDL-15 |
| 20 | MDL-20-R | — |
| 25 | MDL-25 | — |
| 30 | MDL-30 | BP/MDL-30 |
| 35 | MDL-35 | — |
| 40 | MDL-40 | — |

* 5 Fuses per pack, 10 packs per shelf carton.
** 2 Fuses per pack, 5 packs per shelf carton.

MDQ

1/4" x 1-1/4" dual-element, time-delay glass tube fuses



| Amps | Catalog no.* |
|------|--------------|
| 2 | MDQ-2 |
| 4 | MDQ-4 |
| 5 | MDQ-5 |
| 6 | MDQ-6 |

* 5 Fuses per pack, 10 packs per shelf carton.

Fast-acting 5x20 mm fuses

GDA

IEC 5x20 mm high-breaking capacity fast-acting ceramic tube fuses



| Amps | Catalog no.* |
|--------|--------------|
| 500 mA | GDA-500MA |
| 630 mA | GDA-630MA |
| 1 | GDA-1A |
| 1.25 | GDA-1.25A |
| 1.6 | GDA-1.6A |
| 2 | GDA-2A |
| 2.5 | GDA-2.5A |
| 3.15 | GDA-3.15A |
| 4 | GDA-4A |
| 5 | GDA-5A |
| 6.3 | GDA-6.3A |

* 5 Fuses per pack, 10 packs per shelf carton.

GDB

IEC 5x20 mm fast-acting glass tube fuses



| Amps | Catalog no.* |
|--------|--------------|
| 160 mA | GDB-160MA |
| 2 | GDB-2A |
| 4 | GDB-4A |
| 6.3 | GDB-6.3A |
| 8 | GDB-8A |
| 10 | GDB-10A |

* 5 Fuses per pack, 10 packs per shelf carton.

GMA

UL 5x20 mm fast-acting glass tube fuses

See page 52 for available assortments.



| Amps | Catalog no.* | Retail pack** |
|--------|--------------|---------------|
| 63 mA | GMA-63-R | — |
| 100 mA | GMA-100-R | — |
| 125 mA | GMA-125-R | — |
| 200 mA | GMA-200-R | BP/GMA-200MA |
| 250 mA | GMA-250-R | BP/GMA-250MA |
| 300 mA | GMA-300-R | — |
| 315 mA | GMA-315-R | — |
| 500 mA | GMA-500-R | BP/GMA-500MA |
| 600 mA | GMA-600-R | — |
| 750 mA | GMA-750-R | BP/GMA-750MA |
| 800 mA | GMA-800-R | — |
| 1 | GMA-1-R | BP/GMA-1A |
| 1.25 | GMA-1.25-R | — |
| 1.5 | GMA-1.5-R | — |
| 1.6 | GMA-1.6-R | — |
| 2 | GMA-2-R | BP/GMA-2A |
| 2.5 | GMA-2.5-R | — |
| 3 | GMA-3-R | BP/GMA-3A |
| 3.15 | GMA-3.15-R | — |
| 3.5 | GMA-3.5-R | — |
| 4 | GMA-4-R | — |
| 5 | GMA-5-R | BP/GMA-5A |
| 6 | GMA-6-R | BP/GMA-6A |
| 7 | GMA-7-R | BP/GMA-7A |
| 8 | GMA-8-R | — |
| 10 | GMA-10-R | BP/GMA-10A |

* 5 Fuses per pack, 10 packs per shelf carton.
** 2 Fuses per pack, 5 packs per shelf carton.

Time-delay 5x20 mm fuses

GDC

IEC 5x20 mm time-delay glass tube fuses



| Amps | Catalog no.* | Retail pack** |
|--------|--------------|---------------|
| 500 mA | GDC-500MA | — |
| 1 | GDC-1A | — |
| 1.6 | GDC-1.6A | — |
| 2 | GDC-2A | — |
| 2.5 | GDC-2.5A | — |
| 3.15 | GDC-3.15A | — |
| 4 | GDC-4A | — |
| 5 | GDC-5A | BP/GDC-5A |
| 6.3 | GDC-6.3A | — |

* 5 Fuses per pack, 10 packs per shelf carton.
** 2 Fuses per pack, 5 packs per shelf carton.

GMC

UL 5x20 mm medium time-delay glass tube fuses



| Amps | Catalog no.* | Retail pack** |
|--------|--------------|---------------|
| 500 mA | GMC-500-R | BP/GMC-500MA |
| 630 mA | GMC-630-R | — |
| 1 | GMC-1-R | — |
| 1.5 | GMC-1.5-R | — |
| 1.6 | GMC-1.6-R | — |
| 2 | GMC-2-R | — |
| 3 | GMC-3-R | — |
| 3.5 | GMC-3.5-R | — |
| 4 | GMC-4-R | — |
| 5 | GMC-5-R | BP/GMC-5 |
| 6 | GMC-6-R | — |
| 7 | GMC-7-R | BP/GMC-7 |

* 5 Fuses per pack, 10 packs per shelf carton.
** 2 Fuses per pack, 5 packs per shelf carton.

GMD

UL 5x20 mm medium time-delay glass tube fuses



| Amps | Catalog no.* |
|--------|--------------|
| 500 mA | GMD-500-R |
| 1 | GMD-1-R |
| 2 | GMD-2-R |
| 3 | GMD-3-R |

* 5 Fuses per pack, 10 packs per shelf carton.

GMF

Non-rejection time-delay in-line fuse with cap



| Amps | Catalog no.* |
|--------|--------------|
| 2-1/2 | GMF-2-1/2 |
| 2-8/10 | GMF-2-8/10 |
| 3 | GMF-3 |
| 3-2/10 | GMF-3-2/10 |
| 4 | GMF-4 |

* 5 Fuses per pack, 10 packs per shelf carton.

Use with HLR in-line fuse holder page 14.

Cartridge fuses are used to protect motors and branch circuits where higher amps or volt ratings are required. They are available in a wide variety of sizes, amp and volt ratings up to 600 Vac and 600 amps. Cartridge fuses are used extensively in commercial, industrial and agricultural applications as well as residential fuse panels, air conditioning, pumps, appliances and other equipment.

Cartridge fuses are available in two types. General purpose fuses have no time-delay and protect fuse panels, appliances and branch circuits. Heavy-duty fuses have a time-delay feature, allowing momentary motor startups.

Both are available in 250 Vac and 600 Vac versions with catalog symbol and amp rating stamped on the knife blade or end cap.

General purpose one-time NON and NOS

Used in lighting circuits, main panel protection and other circuits that don't contain large electric motors or inductive loads. Up to 60 amp fuses UL Listed Class K5 (IR: 50 kA). 70 to 600 A fuses UL Class H (IR: 10 kA).

Cartridge fuse dimensions - in (mm)

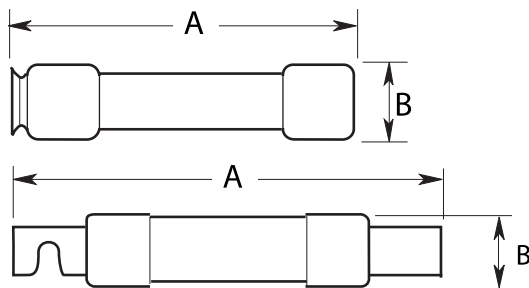
Ferrule styles*

| Amp range | 250 Vac | | 600 Vac | |
|-----------|----------|-------------|-------------|-------------|
| | A | B | A | B |
| 1/10-30 | 2 (50.8) | 0.56 (14.3) | 5.0 (127.0) | 0.81 (20.6) |
| 35-60 | 3 (76.2) | 0.81 (20.6) | 5.5 (139.7) | 1.06 (27.0) |

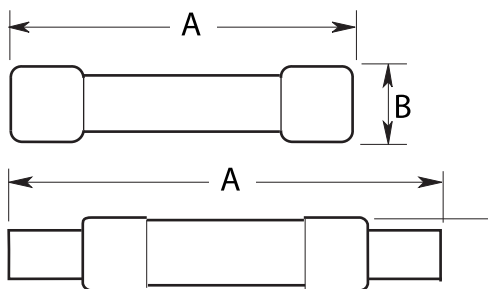
Blade styles*

| Amp range | 250 Vac | | 600 Vac | |
|-----------|---------------|-------------|---------------|-------------|
| | A | B | A | B |
| 70-100 | 5.88 (149.2) | 1.06 (26.9) | 7.88 (200.0) | 1.34 (34.0) |
| 110-200 | 7.13 (181.0) | 1.56 (39.6) | 9.63 (244.5) | 1.84 (46.7) |
| 225-400 | 8.63 (219.1) | 2.06 (52.3) | 11.63 (295.3) | 2.59 (65.8) |
| 450-600 | 10.38 (263.5) | 2.59 (65.8) | 13.38 (339.7) | 3.13 (79.5) |

* NON and NOS one-time fuses do not have a rejection feature.



Class R fuses with rejection feature (FRN-R and FRS-R).



Class H fuses without rejection feature (NON/NOS and CDN/PON).

NON

250 Vac general purpose non current-limiting Class K5 and H fuses

See page 52 for available assortment.



35 up to 60 A



70 A and over

| Amps | Catalog no.* | Retail pack** |
|------|--------------|---------------|
| 2 | NON-2 | — |
| 3 | NON-3 | — |
| 5 | NON-5 | — |
| 6 | NON-6 | — |
| 10 | NON-10 | — |
| 15 | NON-15 | BP/NON-15 |
| 20 | NON-20 | BP/NON-20 |
| 25 | NON-25 | BP/NON-25 |
| 30 | NON-30 | BP/NON-30 |
| 35 | NON-35 | BP/NON-35 |
| 40 | NON-40 | BP/NON-40 |
| 45 | NON-45 | BP/NON-45 |
| 50 | NON-50 | BP/NON-50 |
| 60 | NON-60 | BP/NON-60 |
| 70 | NON-70 | — |
| 80 | NON-80 | — |
| 90 | NON-90 | — |
| 100 | NON-100 | BP/NON-100 |
| 125 | NON-125 | — |
| 150 | NON-150 | — |
| 200 | NON-200 | — |
| 250 | NON-250 | — |
| 300 | NON-300 | — |
| 400 | NON-400 | — |

* 2 - 60 A Fuses, 10 per shelf carton
 70 - 100 A Fuses, 5 per shelf carton
 125 - 200 A Fuses, 56 per master case
 250 - 400 A Fuses, 30 per master carton
 ** 70 and 100 A Fuses 1 per pack,
 15 - 60 A Fuses, 2 per pack,
 5 packs per shelf carton.

NOS

600 Vac general purpose non current-limiting Class K5 and H fuse



Up to 60 A



70 A and over

| Amps | Catalog no. |
|------|-------------|
| 6 | NOS-6 |
| 10 | NOS-10 |
| 15 | NOS-15 |
| 20 | NOS-20 |
| 25 | NOS-25 |
| 30 | NOS-30 |
| 35 | NOS-35 |
| 40 | NOS-40 |
| 50 | NOS-50 |
| 60 | NOS-60 |
| 100 | NOS-100 |
| 200 | NOS-200 |

* 2 - 60 A Fuses, 10 per shelf pack
 100 A Fuses, 80 per master pack
 200 A Fuses, 35 per master pack

Fusetron™ energy efficient FRN-R fuses

Bussmann series Fusetron cartridge fuses are 23% more energy efficient* and offer the best time-delay performance. Their dual-element feature allows closer sizing to load for superior protection of motors and transformers. These Class RK5 fuses with a 200 kA interrupting rating can be used in a broad range of applications.

When sized correctly, they help protect motors from burnout caused by overloads or single-phasing. The time-delay feature allows the initial startup current surge for typical motors to pass, but opens prior to motor burnout when longer, dangerous overloads are present. In addition, the dual-element design opens in as little as 0.004 second if the fuse experiences short-circuit conditions. All fuses are UL Listed Class R (IR: 200 kA). Groove in end cap or notch in knife blade permit the fuse to be used in only Class H, Class K or Class R fuse blocks.

* Test results are based on weighted sales volume of Fusetron and Ferraz Shawmut (Mersen) fuses by selected amp and volt rating combination. Next leading brand refers to Ferraz Shawmut based on third-party fuse market share data for a twenty-seven month period (July 2008 through September 2010).

FRN-R

250 Vac non-indicating dual-element, time-delay Class RK5 fuses

See page 52 for available assortments.

| Amps | Catalog no.* | Retail pack** |
|--------|--------------|---------------|
| 1 | FRN-R-1 | — |
| 2 | FRN-R-2 | — |
| 3 | FRN-R-3 | — |
| 4 | FRN-R-4 | — |
| 5 | FRN-R-5 | — |
| 6 | FRN-R-6 | — |
| 6-1/4 | FRN-R-6-1/4 | — |
| 7 | FRN-R-7 | — |
| 8 | FRN-R-8 | — |
| 10 | FRN-R-10 | BP/FRN-R-10 |
| 12 | FRN-R-12 | — |
| 15 | FRN-R-15 | BP/FRN-R-15 |
| 17-1/2 | FRN-R-17-1/2 | — |
| 20 | FRN-R-20 | BP/FRN-R-20 |
| 25 | FRN-R-25 | BP/FRN-R-25 |
| 30 | FRN-R-30 | BP/FRN-R-30 |
| 35 | FRN-R-35 | BP/FRN-R-35 |
| 40 | FRN-R-40 | BP/FRN-R-40 |
| 45 | FRN-R-45 | BP/FRN-R-45 |
| 50 | FRN-R-50 | BP/FRN-R-50 |
| 60 | FRN-R-60 | BP/FRN-R-60 |
| 70 | FRN-R-70 | — |
| 75 | FRN-R-75 | — |
| 80 | FRN-R-80 | — |
| 90 | FRN-R-90 | — |
| 100 | FRN-R-100 | BP/FRN-R-100 |
| 150 | FRN-R-150 | — |
| 200 | FRN-R-200 | — |

* 1 - 60 A Fuses, 10 per shelf carton
 70 - 100 A Fuses, 5 per shelf carton
 150 - 200 A Fuses, 40 per master case
 ** 10 - 60 A Fuses, 2 per pack
 100 A Fuse, 1 per pack, 5 packs per shelf carton.



FRN-R fuses with easyID blown fuse indication

Featuring the same energy efficiency and electrical performance characteristics as their green label non-indicating versions, easyID FRN-R fuses offer consumers the additional advantage of blown fuse status that makes finding the open fuse easier and faster.


FRN-R_ID

250 Vac indicating dual-element, time-delay Class RK5 fuses

| Amps | Catalog no.* | easyID retail pack** |
|------|--------------|----------------------|
| 15 | FRN-R-15ID | BP/FRN-R-15ID |
| 20 | FRN-R-20ID | BP/FRN-R-20ID |
| 30 | FRN-R-30ID | BP/FRN-R-30ID |
| 40 | FRN-R-40ID | BP/FRN-R-40ID |
| 50 | FRN-R-50ID | BP/FRN-R-50ID |
| 60 | FRN-R-60ID | BP/FRN-R-60ID |

* 10 Fuses per shelf carton.
 ** 2 Fuses per pack, 5 packs per shelf carton.

easyID blown fuse indication



Good

Indicator shows when fuse is blown

Fusetron energy efficient FRS-R fuses

These cartridge fuses are 23% more energy efficient* and offer the best time-delay performance. Their dual-element feature allows closer sizing to load for superior protection of motors and transformers. These Class RK5 fuses with a 200 kA interrupting rating can be used in a broad range of applications.

When sized correctly, they help protect motors from burnout caused by overloads or single-phasing. The time-delay feature allows the initial startup current surge for typical motors to pass, but opens prior to motor burnout when longer, dangerous overloads are present. In addition, the dual-element design opens in as little as 0.004 second if the fuse experiences short-circuit conditions. All fuses are UL Listed Class R (IR: 200 kA).

* Test results are based on weighted sales volume of Fusetron and Ferraz Shawmut (Mersen) fuses by selected amp and volt rating combination. Next leading brand refers to Ferraz Shawmut based on third-party fuse market share data for a twenty seven month period (July 2008 through September 2010).

FRS-R

600 Vac indicating and non-indicating dual-element, time-delay Class RK5 fuses



Up to 60 A



65 A and over

| Amps | Catalog no.* | With easyID indication | Retail pack** |
|--------|--------------|------------------------|---------------|
| 2 | FRS-R-2 | — | — |
| 3 | FRS-R-3 | — | — |
| 3-1/2 | FRS-R-3-1/2 | — | — |
| 4 | FRS-R-4 | — | — |
| 5 | FRS-R-5 | — | — |
| 6 | FRS-R-6 | FRS-R-6ID | — |
| 6-1/4 | FRS-R-6-1/4 | FRS-R-6-1/4ID | — |
| 7 | FRS-R-7 | FRS-R-7ID | — |
| 8 | FRS-R-8 | FRS-R-8ID | — |
| 10 | FRS-R-10 | FRS-R-10ID | — |
| 12 | FRS-R-12 | FRS-R-12ID | — |
| 15 | FRS-R-15 | FRS-R-15ID | BP/FRS-R-15 |
| 17-1/2 | FRS-R-17-1/2 | FRS-R-17-1/2ID | — |
| 20 | FRS-R-20 | FRS-R-20ID | BP/FRS-R-20 |
| 25 | FRS-R-25 | FRS-R-25ID | — |
| 30 | FRS-R-30 | FRS-R-30ID | BP/FRS-R-30 |
| 35 | FRS-R-35 | FRS-R-35ID | — |
| 40 | FRS-R-40 | FRS-R-40ID | — |
| 45 | FRS-R-45 | FRS-R-45ID | — |
| 50 | FRS-R-50 | FRS-R-50ID | — |
| 60 | FRS-R-60 | FRS-R-60ID | BP/FRS-R-60 |
| 70 | FRS-R-70 | — | — |
| 80 | FRS-R-80 | — | — |
| 90 | FRS-R-90 | — | — |
| 100 | FRS-R-100 | — | — |
| 125 | FRS-R-125 | — | — |
| 150 | FRS-R-150 | — | — |
| 175 | FRS-R-175 | — | — |
| 200 | FRS-R-200 | — | — |

* 2 - 60 A Fuses, 10 per shelf carton
 70 - 100 A Fuses, 5 per shelf carton
 125 - 200 A Fuses, 20 per master case
 ** 1 Fuse per pack, 5 packs per shelf carton.

CDN Type D and PON Type P CSA Certified standard code fuses



Economical fuses for a variety of applications where available short-circuit current is relatively low.

CDN

250 Vac CSA Type D time-delay fuses



| Amps | Catalog no.* | Retail pack** |
|------|--------------|---------------|
| 10 | CDN10 | — |
| 12 | CDN12 | — |
| 15 | CDN15 | BP/CDN10 |
| 20 | CDN20 | BP/CDN20 |
| 25 | CDN25 | BP/CDN25 |
| 30 | CDN30 | BP/CDN30 |
| 35 | CDN35 | BP/CDN35 |
| 40 | CDN40 | BP/CDN40 |
| 45 | CDN45 | BP/CDN45 |
| 50 | CDN50 | BP/CDN50 |
| 60 | CDN60 | BP/CDN60 |
| 100 | CDN100 | — |
| 110 | CDN110 | — |
| 175 | CDN175 | — |
| 200 | CDN200 | — |

* 10 - 60 A Fuses, 10 per shelf carton.
 100 - 200 A Fuses, 1 per shelf carton
 40 per master case

** 1 Fuse per pack, 5 packs per shelf carton.

PON

250 Vac CSA Type P one-time fuses



| Amps | Catalog no.* | Retail pack** |
|------|--------------|---------------|
| 15 | PON15 | BP/PON15 |
| 20 | PON20 | BP/PON20 |
| 25 | PON25 | BP/PON25 |
| 30 | PON30 | BP/PON30 |
| 35 | PON35 | BP/PON35 |
| 40 | PON40 | BP/PON40 |
| 45 | PON45 | BP/PON45 |
| 50 | PON50 | BP/PON50 |
| 60 | PON60 | BP/PON60 |

* 10 Fuses per shelf carton.
 ** 1 Fuse per pack, 5 packs per shelf carton.

Midget fuses

Midget fuses are 13/32" x 1-1/2" cartridge fuses in a wide variety of volt and amp ratings to provide supplemental protection to industrial, commercial, agricultural, heating, ventilating and air conditioning equipment. Small size midget fuses often protect control circuit wiring, motor control transformers or small motors. The National Electrical Code® (NEC®) now requires more protection of these components creating an increased replacement demand for these fuses.

BAF

250 Vac fast-acting 13/32" x 1-1/2" midget fuses



| Amps | Catalog no.* |
|------|--------------|
| 1 | BAF-1 |
| 3 | BAF-3 |
| 5 | BAF-5 |
| 6 | BAF-6 |
| 10 | BAF-10 |
| 15 | BAF-15 |
| 20 | BAF-20 |
| 25 | BAF-25 |
| 30 | BAF-30 |

* 10 Fuses per shelf carton.

KTK

600 Vac fast-acting 13/32" x 1-1/2" midget fuses



| Amps | Catalog no.* | Retail pack** |
|------|--------------|---------------|
| 1 | KTK-1 | BP/KTK-1 |
| 2 | KTK-2 | BP/KTK-2 |
| 3 | KTK-3 | BP/KTK-3 |
| 4 | KTK-4 | — |
| 5 | KTK-5 | BP/KTK-5 |
| 6 | KTK-6 | — |
| 10 | KTK-10 | BP/KTK-10 |
| 15 | KTK-15 | BP/KTK-15 |
| 20 | KTK-20 | BP/KTK-20 |
| 25 | KTK-25 | — |
| 30 | KTK-30 | BP/KTK-30 |

* 10 Fuses per shelf carton.

** 1 Fuse per pack, 5 packs per shelf carton.

Class CC fuses

The rejection midget fuses are Class CC and are suitable for both branch circuit and supplemental protection.

KTK-R

600 Vac fast-acting 13/32" x 1-1/2" Class CC branch circuit fuses



| Amps | Catalog no.* |
|------|--------------|
| 1/2 | KTK-R-1/2 |
| 1 | KTK-R-1 |
| 2 | KTK-R-2 |
| 3 | KTK-R-3 |
| 4 | KTK-R-4 |
| 5 | KTK-R-5 |
| 6 | KTK-R-6 |
| 8 | KTK-R-8 |
| 10 | KTK-R-10 |
| 12 | KTK-R-12 |
| 15 | KTK-R-15 |
| 20 | KTK-R-20 |
| 25 | KTK-R-25 |
| 30 | KTK-R-30 |

* 10 Fuses per shelf carton.

There's more to offer!

Talk to your Bussmann series product sales representative about other available amp ratings.



FNM

250 Vac time-delay 13/32" x 1-1/2" midget fuses

See page 52 for available assortments.



| Amps | Catalog no.* | Retail pack** |
|--------|--------------|---------------|
| 1/2 | FNM-1/2 | — |
| 6/10 | FNM-6/10 | — |
| 1 | FNM-1 | — |
| 2 | FNM-2 | BP/FNM-2 |
| 2-1/2 | FNM-2-1/2 | — |
| 3 | FNM-3 | — |
| 3-2/10 | FNM-32/10 | — |
| 3-1/2 | FNM-3-1/2 | — |
| 4 | FNM-4 | — |
| 5 | FNM-5 | BP/FNM-5 |
| 6 | FNM-6 | — |
| 6-1/4 | FNM-6-1/4 | — |
| 7 | FNM-7 | — |
| 8 | FNM-8 | — |
| 9 | FNM-9 | — |
| 10 | FNM-10 | BP/FNM-10 |
| 12 | FNM-12 | BP/FNM-12 |
| 15 | FNM-15 | BP/FNM-15 |
| 20 | FNM-20 | BP/FNM-20 |
| 25 | FNM-25 | — |
| 30 | FNM-30 | BP/FNM-30 |

* 10 Fuses per shelf carton.
** 2 Fuses per pack, 5 packs per shelf carton.

FNQ-R

600 Vac time-delay 13/32" x 1-1/2" Class CC branch circuit fuses



| Amps | Catalog no.* |
|-------|--------------|
| 1/2 | FNQ-R-1/2 |
| 1 | FNQ-R-1 |
| 2 | FNQ-R-2 |
| 3 | FNQ-R-3 |
| 4 | FNQ-R-4 |
| 5 | FNQ-R-5 |
| 6 | FNQ-R-6 |
| 6-1/4 | FNQ-R-6-1/4 |
| 7-1/2 | FNQ-R-7-1/2 |
| 8 | FNQ-R-8 |
| 10 | FNQ-R-10 |
| 12 | FNQ-R-12 |
| 15 | FNQ-R-15 |
| 20 | FNQ-R-20 |
| 30 | FNQ-R-30 |

* 10 Fuses per shelf carton.

FNQ

500 Vac time-delay 13/32" x 1-1/2" midget fuses



| Amps | Catalog no.* |
|-------|--------------|
| 1/2 | FNQ-1/2 |
| 1 | FNQ-1 |
| 1-1/2 | FNQ-1-1/2 |
| 2 | FNQ-2 |
| 2-1/2 | FNQ-2-1/2 |
| 3 | FNQ-3 |
| 4 | FNQ-4 |
| 5 | FNQ-5 |
| 6 | FNQ-6 |
| 7 | FNQ-7 |
| 8 | FNQ-8 |
| 10 | FNQ-10 |
| 12 | FNQ-12 |
| 15 | FNQ-15 |
| 20 | FNQ-20 |
| 25 | FNQ-25 |
| 30 | FNQ-30 |

* 10 Fuses per shelf carton.

SC

Specialty Class G rejection fuses

- 600 Vac fast-acting (1/2-6 A)
- 600 Vac time-delay (7-20 A)
- 480 Vac time-delay (25-60 A)



| Amps | Fuse length | Catalog no.* | Retail pack** |
|------|-------------|--------------|---------------|
| 2 | 1.31" | SC-2 | — |
| 3 | 1.31" | SC-3 | — |
| 5 | 1.31" | SC-5 | — |
| 6 | 1.31" | SC-6 | — |
| 8 | 1.31" | SC-8 | — |
| 10 | 1.31" | SC-10 | — |
| 15 | 1.31" | SC-15 | BP/SC-15 |
| 20 | 1.41" | SC-20 | BP/SC-20 |
| 25 | 1.62" | SC-25 | BP/SC-25 |
| 30 | 1.62" | SC-30 | BP/SC-30 |
| 40 | 2.25" | SC-40 | — |
| 60 | 2.25" | SC-60 | — |

* 10 Fuses per shelf carton.
** 2 Fuses per pack, 5 packs per shelf carton.

These highly compact branch circuit fuses are used in residential, mobile home and industrial applications. They have a minimum 300 volt rating and are available up to 60 A. All SC fuses are 13/32" in diameter with varying lengths to provide a rejection feature that helps prevent over fusing (installing a 30 amp fuse in a 20 A circuit). One half to 6 A SC fuses are fast-acting, while 7 to 60 A SC fuses are time-delay to permit temporary overloads to pass without nuisance openings.

See page 52 for available assortment.

Plug fuses

Plug fuses thread into receptacles. Two types of threaded fuses are available: Edison base (brass) and rejection base (porcelain). The two are not interchangeable. TL and SL medium-duty fuses are regular duty fuses. T and S are heavy duty fuses for more demanding applications with high inrush currents. They feature a dual-element design that provides superior short-circuit and overload protection.

Plug fuses are often used in residential applications to protect furnace blower motors, pumps, power tools, garage door openers, etc. Edison base plug fuses for motor protection are often used in conjunction with branch circuit protection and located in a box cover unit (see page 50).

Plug fuses provide a compact and economical method to prevent electric motor damage, reduce downtime and lower maintenance costs by opening when an overload is present.

When used for residential branch circuit protection, fuses are typically located in the main fuse panel.

Edison base plug fuses and circuit breakers

The Edison base plug fuse uses the same thread as a light bulb base. All amp ratings will fit the same fuse receptacle. To help prevent overfusing a circuit — installing a fuse with a greater amp rating than the circuit can handle — it is recommended to install the correctly sized SA rejection base fuse adapter and use a correctly rated S or SL fuse.

BP/MB



125 Vac Edison base UL circuit breakers

For replacing Edison base plug fuses in residential fuse panels. Not for use in box cover units.

| Amps | Retail pack* |
|------|--------------|
| 15 | BP/MB-15 |
| 20 | BP/MB-20 |

* 1 Circuit breaker per pack, 5 packs per shelf carton.

Type T



125 Vac dual-element, time-delay, Edison base plug fuses

Heavy duty T fuses are used for air conditioners, furnace blower motors, swimming pool pumps, deep freezers or any circuit where motors frequently turn ON and OFF. The T plug fuse is an industrial strength and provides superior protection that will resist nuisance openings under repeated motor startups. Available in a wide amp range to permit exact sizing to motor load.

| Amps | Catalog no.* | Retail pack** |
|--------|--------------|---------------|
| 1-1/4 | T-1-1/4 | — |
| 1-6/10 | T-1-6/10 | — |
| 3-2/10 | T-3-2/10 | BP/T-3-2/10 |
| 4 | T-4 | — |
| 5 | T-5 | — |
| 6-1/4 | T-6-1/4 | BP/T-6-1/4 |
| 8 | T-8 | BP/T-8 |
| 10 | T-10 | BP/T-10 |
| 12 | T-12 | BP/T-12 |
| 15 | T-15 | BP/T-15 |
| 20 | T-20 | BP/T-20 |
| 25 | T-25 | BP/T-25 |
| 30 | T-30 | BP/T-30 |

* 4 fuses per box, 25 packs per shelf carton.

** Less than 15 A, 1 fuse per pack, 15 - 30 A, 2 fuses per pack, 5 packs per shelf carton.

Type TL

125 Vac time-delay Edison base plug fuses



Medium duty TL fuses are used for residential motor circuits in kitchens, workshops, garages and utility rooms.

See page 52 for available emergency kit.

| Amps | Catalog no.* | Retail box* | Retail pack** |
|------|--------------|-------------|---------------|
| 15 | TL-15 | TL-15PK4 | BP/TL-15 |
| 20 | TL-20 | TL-20PK4 | BP/TL-20 |
| 25 | TL-25 | TL-25PK4 | BP/TL-25 |
| 30 | TL-30 | TL-30PK4 | BP/TL-30 |

* 4 Fuses per box.

** 3 Fuses per pack, 5 packs per shelf carton.

Rejection base plug fuses

The rejection base threads prevent installing a larger amp fuse, e.g., a 30 amp fuse cannot be installed in a 20 amp socket.

Type S



| Amps | Catalog no.* | Retail pack** |
|--------|--------------|---------------|
| 1-1/4 | S-1-1/4 | BP/S-1-1/4 |
| 1-6/10 | S-1-6/10 | BP/S-1-6/10 |
| 3-2/10 | S-3-2/10 | BP/S-3-2/10 |
| 3-1/2 | S-3-1/2 | — |
| 4 | S-4 | — |
| 5 | S-5 | — |
| 6-1/4 | S-6-1/4 | BP/S-6-1/4 |
| 7 | S-7 | — |
| 8 | S-8 | BP/S-8 |
| 10 | S-10 | BP/S-10 |
| 12 | S-12 | BP/S-12 |
| 15 | S-15 | BP/S-15 |
| 20 | S-20 | BP/S-20 |
| 25 | S-25 | BP/S-25 |
| 30 | S-30 | BP/S-30 |

125 Vac dual-element, time-delay, rejection base plug fuses

UL and CSA heavy-duty S fuses are for use in air conditioners, furnace blower motors, swimming pool pumps, deep freezers or where motors frequently turn ON and OFF.

The S rejection base plug fuse is an industrial strength product and provides superior protection that will resist nuisance openings under repeated motor startups. Available in a wide amp range to permit exact sizing to motor load.

* 4 Fuses per box.
** Less than 15 A, 1 per pack; 15 to 30 A, 2 per pack, 5 packs per shelf carton.

Type SL



| Amps | Catalog no.* | Retail box* | Retail pack** |
|------|--------------|-------------|---------------|
| 15 | SL-15 | SL-15PK4 | BP/SL-15 |
| 20 | SL-20 | SL-20PK4 | BP/SL-20 |
| 25 | SL-25 | SL-25PK4 | BP/SL-25 |
| 30 | SL-30 | SL-30PK4 | BP/SL-30 |

* 4 Fuses per box.
** 3 Fuses per pack, 5 packs per shelf carton.

125 Vac time-delay, rejection base plug fuses

SL fuses for residential motor circuits in kitchens, workshops, garages and utility rooms.

See page 52 for available emergency kit.

Type SA



| Amp range | Catalog no.* | Retail pack** |
|--------------|--------------|---------------|
| 1 or less | SA-1 | — |
| 1.25 or less | SA-1-1/4 | — |
| 1.6 or less | SA-1-6/10 | — |
| 7 to 15 | SA-15 | BP/SA-15 |
| 20 | SA-20BS | BP/SA-20 |
| 20 to 30 | SA-30 | BP/SA-30 |

* 4 SA Adapters per box.
** 3 SA Adapters per pack, 5 packs per shelf carton.

Fustat adapters for using S and SL rejection plug fuses in Edison base sockets

SA adapters convert Edison base receptacles to accept a rejection base fuse. SA adapters limit the fuse amp rating that can be installed to protect circuits from being overfused and are available in a variety of sizes to deliver the desired fuse rejection.

See page 52 for available assortment.

CSA Edison base plug fuses

The base is the same as a light bulb base. All amp ratings fit the same fuse receptacle.



**Type TC
Type T equivalent**



| Amps | Retail box* | Retail pack** |
|------|-------------|---------------|
| 15 | TC-15PK4 | BP/TC-15 |
| 20 | TC-20PK4 | BP/TC-20 |
| 25 | TC-25PK4 | BP/TC-25 |
| 30 | TC-30PK4 | BP/TC-30 |

* 4 Fuses per box.
** 2 Fuses per pack, 5 packs per shelf carton.

125 Vac CSA Type D dual-element time-delay Edison base plug fuses

Heavy duty TC fuses are used for residential motor circuits in kitchens, workshops, garages and utility rooms.

See page 52 for available emergency kit.

**Type P
Type TL equivalent**



| Amps | Retail box* | Retail pack** |
|------|-------------|---------------|
| 15 | P-15PK4 | BP/P-15 |
| 20 | P-20PK4 | BP/P-20 |
| 25 | P-25PK4 | BP/P-25 |
| 30 | P-30PK4 | BP/P-30 |

* 4 Fuses per box.
** 2 Fuses per pack, 5 packs per shelf carton.

125 Vac CSA Type P dual-element one-time Edison base plug fuses

Medium-duty P fuses are used for non-inductive loads such as lighting and heating circuits.

See page 52 for available emergency kit.

CP/MB



| Amps | Retail pack* |
|------|--------------|
| 15 | CP/MB-15 |
| 20 | CP/MB-20 |

* 1 Circuit breaker per pack, 5 packs per shelf carton.

125 Vac CSA Edison base circuit breakers

For replacing Edison base plug fuses in residential fuse panels. Not for use in box cover units.

Box cover units

For supplemental circuit and small motor protection


Box cover units are available in a variety of styles that fit standard electrical boxes, to provide an efficient and economical method to protect motors from overloads. Often, branch circuit protection cannot protect small motors, e.g., a 6-1/4 amp rated motor will likely burn up before a 30 amp breaker trips. A box cover unit permits using a fuse sized close to the motor's load so that it opens when the motor draws too much current.

| Catalog no* | Retail pack** | Max Hp/volts/amps | Box type | Description |
|-------------|---------------|---------------------|--------------|---|
| SOU | BP/SOU | 3/4 Hp/125 Vac/15 A | 2-1/4" handy | Fuse holder only |
| SRU | BP/SRU | 1/2 Hp/125 Vac/15 A | 2-1/4" handy | Fuse holder/three-prong receptacle |
| SSN | — | 1/2 Hp/125 Vac/15 A | Single gang | Weatherproof fuse holder/switch |
| SSU | BP/SSU | 1/2 Hp/125 Vac/15 A | 2-1/4" handy | Fuse holder/switch |
| SSY | BP/SSY† | 1/2 Hp/125 Vac/15 A | 4" square | Fuse holder/switch |
| SSY-RL | — | 1/2 Hp/125 Vac/15 A | 4" square | Fuse holder/switch, three-prong receptacle and switch light |
| STY | — | 1/2 Hp/125 Vac/15 A | 4" square | Twin fuse holders/double pole switch |

* 1 Box cover unit per pack, 10 packs per shelf carton.

** 1 Box cover unit per pack, 3 packs per shelf carton.

† 1 Box cover unit per pack, 2 packs per shelf carton.



* Double pole switch opens both sides of the circuit. Can be used for two separate motors with common switch or a single motor (3/4 Hp, 250 Vac max.).

SurgePOD™ PRO Type 1 power surge protective device, the value SPD for sensitive residential applications

- Type 1 UL and cULus Listed 1449 4th Edition SPD is easily installed on the loadside or lineside of the service entrance overcurrent protective device.
- For 240 Vac, split-phase electrical systems.
- 200 kA SCCR.
- Compact UV resistant NEMA 4X enclosure for indoor or outdoor applications.
- easyID LED status indicators provide surge protection status at a glance.
- Voltage specific model protects electrical systems, equipment, appliances and consumer electronics better than "One-Size-Fits-All" economy SPDs.
- Two-year warranty (see warranty statement 3A1502 for details).
- Thermal disconnect MOV technology eliminates the need for additional fusing.

See data sheet No. 10033 for technical specifications.

| Retail pack* | System voltage | Description |
|--------------|----------------|--|
| RB-SPP-240PN | 240 Vac | Split-phase, 3 wire, 3 connection points |

* 1 SurgePOD PRO per pack, 4 packs per master carton.



Automotive blade and glass tube fuse pullers and testers



FP-A3

FT-2

FT-3

Remove automotive fuses quickly and easily with the FP-A3 fuse puller. The innovative tool design lets you remove or install both blade-type and glass fuses.

The FT-3 combination fuse tester/puller is designed for easy one-handed testing of glass and blade fuses. Light glows when fuse is good.

Cartridge fuse pullers



FP-2

FP-3

FP-4

FP-6

Bussmann series cartridge fuse pullers are heavy-duty tools for safely removing fuses from their blocks. Can be used with all cartridge fuses matching fuse diameter range.


| Catalog no.* | Retail pack** | Description |
|--------------------------------|---------------|---|
| Automotive fuse pullers | | |
| FP-A3 | BP/FP-A3-RP | Fuse puller only |
| — | BP/FT-2 | Fuse tester only † |
| FT-3 | BP/FT-3-RP | Fuse puller and tester † |
| Cartridge fuse pullers | | |
| FP-2 | BP/FP-2 | Puller - 1 to 60 A (13/32" to 1-3/16" Dia.) |
| FP-3 | BP/FP-3 | Puller - 70 to 200 A (1" to 1-1/4" Dia.) |
| FP-4 | — | Puller - 225 to 600 A (1-3/4" to 2-1/2" Dia.) |
| FP-6 | — | Puller - 0 to 60 A Class T fuses |

* FP-A3 and FT-3, 1 fuse puller per pack, 10 packs per shelf carton.

** 1 Fuse puller per pack, 5 packs per shelf carton.

† Replacement batteries: 364 (Energizer/Rayovac), D364 (Duracell), SR621SW (Maxell/Sony)

NON and FRN-R 250 volt fuse reducers



NO.263
60/30 A NON fuse reducers

NO.263-R
60/30 A FRN-R fuse reducers

NO.216-R
100/60 A FRN-R fuse reducers

NO.2621-R
200/100 A FRN-R fuse reducers

Fuse reducers allow a smaller size fuse to be installed in a fuse block intended for a larger fuse. For example: a 30 amp fuse is two inches long and will not fit into a 60 amp fuse block (which is three inches between clips). A NO.263 reducer installed on the fuse permits it to be installed in a 60 amp fuse block. Reducers are particularly useful when equipment is being converted. Proper protection can be maintained without the expense of replacing the fuse block. Catalog numbers with the "-R" suffix (NO.263-R) fit rejection Class R fuse blocks. Consult your Bussmann series sales rep or distributor for 600 volt and Class J reducers.

| Catalog no.* | Fuse block size (amps) | Fuse size (amps) |
|---------------------------------------|------------------------|------------------|
| NON 250 Vac Class H reducers | | |
| NO.263 | 60 | 30 |
| FRN-R 250 Vac Class R reducers | | |
| NO.263-R | 60 | 30 |
| NO.216-R | 100 | 60 |
| NO.2621-R | 200 | 100 |

*10 Fuse reducers per shelf carton.

Popular fuse assortments and kits to meet the needs of appliance and residential circuit protection.

Retail hardware fuse assortments

| | |
|------------------|---|
| BP/ABC-A | Microwave oven fuse assortment, ABC-10, (2)15 and (2)20 A |
| BP/FNM-AH | High amp FNM cartridge fuse assortment: FNM-15 and 20 A |
| BP/FNM-AL | Low amp FNM cartridge fuse assortment: FNM-5 and 10 A |
| BP/FRN-AH | High amp FRN-R Class RK5 fuse assortment: FRN-R-35 and 50 A |
| BP/FRN-AL | Low amp FRN-R Class RK5 fuse assortment: FRN-R-15 and 25 A |
| BP/GMA-AH | High amp GMA electronic glass tube fuse assortment: two each GMA-3-R, 5-R and 6-R A |
| BP/GMA-AL | Low amp GMA electronic glass tube fuse assortment: two each GMA-500MA-R, 1-R and 2-R A |
| BP/MDL-AL | Low amp MDL electronic glass tube fuse assortment: one each MDL-1/2-R, 1-R, 2-R, 3-R, 5-R |
| BP/NON-AL | Low amp NON cartridge fuse assortment: NON-15 and 25 A |
| BP/SA-A | Fustat rejection base plug fuse adapter assortment: SA-15 and 20 A |
| BP/SC-A | SC Class G fuse assortment: SC-15 and 20 A |
| HEF-1 | Mobile phone, electronic equipment and stereos assortment: (2)AGC-1, (1)2 and (2)3 A |
| HEF-2 | Computers and peripherals assortment: MDL-1/2, 1 and 2 A; GDC-1 and 2 A |

Retail hardware fuse emergency kits

| | |
|--------------|---|
| SL-EK | SL rejection base plug Fuse kit: (3)15, (2)20 and 30 A and FT-3 fuse tester/puller |
| TL-EK | TL Edison base plug fuse kit: 15, (2)20 and (3)30 A and FT-3 fuse tester/puller |
| TC-EK | CSA Type D Edison base plug fuse kit: (3)15, (1)20, (2)30 A and FT-3 fuse tester/puller |
| P-EK | CSA Type P Edison base plug fuse kit: (3)15, (1)20, (2)30 A and FT-3 fuse tester/puller |

Holiday light fuses

Useful year-round, these fuses come in handy for keeping the lights on and the festivities going strong.

Year-round holiday and party light fuses

| | |
|---------------------|---|
| BP/MAS-3A* | MAS 3x10 mm fast-acting 3 amp fuses. Five fuses per pack. |
| BP/GMA-5A* | GMA 5x20 mm fast-acting 5 amp fuses. Two fuses per pack. |
| BP/MAS-3A-CS | One carton of 10 BP/MAS-3A with clip strip included. |

*Five packs per shelf pack.

Christmas light counter displays with two clip strips*

| | |
|------------------------------|--|
| BP/GMA-5XM | GMA 5x20 mm fast-acting 5 amp fuses. Five fuses per pack. |
| BP/MAS-3X5 | MAS 3x10 mm fast-acting 3 amp fuses. Five fuses per pack. |
| BP/AGX-7X5 | AGX 1/4" x 1-1/4" fast-acting 7 amp fuses. Five fuses per pack. |
| BP/XMAS-6F Assortment | AGC-7-R, AGX-7, (2)GMA-5-R and (2)MAS-3 A fuses. Total six fuses per pack. |

*20 Packs per display.

20-pack counter display with clip strips



BP/AGX-7X5



BP/XMAS-6F



BP/MAS-3A



BP/GMA-5A

Retail hardware planogram

Color-coded packaging for fast, easy product selection.

Visual categorization

- Color-coded Bussmann series retail packaging.
- Fast and easy product identification.
- Provides increased shoppability and faster merchandising.

Merchandising ease

- Retail set is simple and straightforward.
- Color-coding encourages return of product to correct gondola peg.
- Reduces need for assistance by store personnel.

Consumer friendly

- Fuse center is easily located.
- Point-of-sale identifies fuse types.
- Package color codes identify product category.



2FTHDWR-TAGS
UPC reorder tags.



2FTHDWR-KIT
Peg hooks and gondola not included.

| Catalog no. | Description |
|--------------|---|
| 2FTHDWR-KIT | 95 SKU hardware prepak. Includes one of each retail pack, a complete set of reorder tags and a header card as pictured. |
| 2FTHDWR-TAGS | Replacement set of UPC reorder tags for the 2FTHDWR-KIT. Allows for creating a custom planogram. Order tags through your Bussmann series product rep. |

For details on hardware planogram product SKUs, visit Eaton.com/BussmannConsumerPOG

2FTHDWR-KIT planogram layout

| | Column 1 | Column 2 | Column 3 | Column 4 | Column 5 | Column 6 | Column 7 | Column 8 | Column 9 | Column 10 | Column 11 |
|---------------|-------------------------------|------------------------------|---------------------------------|-------------------------------|-------------------------------|-------------------------------|-------------------------------|-------------------------------|------------------------------|------------------------------|------------------------------|
| ROW 1 | BP/AGC-1-2-RP 051712388559 | BP/AGC-1-RP 051712175166 | BP/AGC-1-1/2-RP 051712388542 | BP/AGC-2-RP 051712175654 | BP/AGC-3-RP 051712175708 | BP/AGC-4-RP 051712175739 | BP/AGC-5-RP 051712175760 | BP/AGC-10-RP 051712176682 | BP/AGC-15-RP 051712176828 | BP/AGC-20-RP 051712177221 | BP/AGC-30-RP 051712178402 |
| ROW 2 | BP/MDL-1-2 051712813358 | BP/MDL-1 051712813365 | BP/MDL-2 051712813389 | BP/MDL-3 051712813396 | BP/MDL-4 051712813204 | BP/MDL-5 051712813402 | BP/MDL-6 051712813211 | BP/MDL-7 051712813228 | BP/MDL-8 051712813235 | BP/MDL-10 051712814935 | BP/MDL-15 051712814942 |
| ROW 3 | BP/GMA-250MA 051712614498 | BP/GMA-500MA 051712614504 | BP/GMA-750MA 051712539012 | BP/GMA-1A 051712617635 | BP/GMA-2A 051712617642 | BP/GMA-3A 051712617659 | BP/GMA-5A 051712617666 | BP/GMA-6A 051712617673 | BP/GMA-7A 051712623117 | BP/GMC-5 051712735919 | BP/GDC-5A 051712618199 |
| ROW 4 | BP/ATC-3-RP 051712173216 | BP/ATC-5-RP 051712173223 | BP/ATC-3ID 051712237796 | BP/ATC-5ID 051712237819 | BP/ABC-10 051712813419 | BP/ABC-15 051712161046 | BP/ABC-20 051712249508 | BP/MAS-3A 051712637084 | HEF-1 051712161015 | HEF-2 051712161022 | |
| ROW 5 | BP/FNM-5 051712751674 | BP/FNM-10 051712751681 | BP/FNM-15 051712751704 | BP/FNM-20 051712617598 | BP/FNM-30 051712617604 | BP/SC-15 051712617611 | BP/SC-20 051712593120 | BP/SC-30 051712593137 | | | |
| ROW 6 | BP/FRN-R-10 051712617628 | BP/FRN-R-15 051712112017 | BP/FRN-R-15ID 051712237178 | BP/FRN-R-20ID 051712237116 | BP/FRN-R-30ID 051712237123 | BP/FRN-R-40ID 051712237130 | BP/FRN-R-50ID 051712237147 | BP/FRN-R-60ID 051712237154 | | | |
| ROW 7 | BP/FRN-R-20 051712112024 | BP/FRN-R-25 051712112031 | BP/FRN-R-30 051712112048 | BP/FRN-R-35 051712112055 | BP/FRN-R-40 051712112062 | BP/FRN-R-45 051712112079 | BP/FRN-R-50 051712112086 | BP/FRN-R-60 051712112093 | | | |
| ROW 8 | BP/NON-15 051712111010 | BP/NON-20 051712111027 | BP/NON-25 051712111034 | BP/NON-30 051712111041 | BP/NON-35 051712111058 | BP/NON-40 051712111065 | BP/NON-50 051712111089 | BP/NON-60 051712111096 | | | |
| ROW 9 | BP/TLA 051712697552 | BP/T-10 051712103084 | BP/T-15 051712102216 | BP/T-20 051712102223 | BP/T-25 051712102230 | BP/T-30 051712102247 | BP/MB-15 051712274753 | BP/MB-20 051712274760 | | | |
| ROW 10 | BP/SLA 051712697569 | BP/S-6-1/4 051712103206 | BP/S-10 051712103220 | BP/S-15 051712102414 | BP/S-20 051712102421 | BP/S-30 051712102445 | BP/SSU 051712171021 | | | | |
| SITS ON SHELF | TLEK 051712501378 | | | SLEK 051712502078 | | BP/NON-10 0051712762632 | | BP/FRN-R-100 051712100137 | BP/FP-2 051712340014 | | |

| Fuse type | Catalog symbol | Class | Construction/size | Volts | Amps | IR | Type | Agency information | | | | |
|------------|----------------|-----------------------|------------------------------------|---|--|---|----------------------|--|---|-------|---------------------------|--|
| | | | | | | | | UL List | UL Rec | SAE | RoHS | CSA |
| Blade | ATL | — | 3-leg micro | 32 Vdc | 5-15 | 1 kA | Fast-acting | — | — | — | X | — |
| | ATM/ATM-ID* | — | Mini fuse | 32 Vdc | 1-30 | 1 kA | Fast-acting | AU 169 2-30 A non- indicating ATM | — | — | X | — |
| | ATM_LP | — | Low profile | 58 Vdc | 2-30 | 1 kA | Fast-acting | — | — | — | X | — |
| | ATC/ATC-ID* | — | — | 32 Vdc | 1-40 | 1 kA | Fast-acting | — | E56412 | J1284 | X | — |
| | ATR/ATR-ID* | — | 2-leg micro | 32 Vdc | 5-30 | 1 kA | Fast-acting | — | — | — | X | — |
| | MAX/MAX-ID* | — | — | 32 Vdc | 20-100 | 1 kA | Fast-acting | — | — | — | X | — |
| Glass tube | ABC | — | 1/4" x 1-1/4" ceramic | 250 Vac | 1/4-1 1-1/2 to 3 4-10 12-15 20 25-30 | 35 A 100 A 200 A 750 A 400 A 200 A | Fast-acting | E19180, 1/4-15 A | E19180, 18-30 A | — | X | 53787, 1/4-30 A |
| | AGA | — | 1/4" x 5/8" | 125 Vac 125 Vac 32 Vac | 1 to 1-1/2 2-5 6-30 | 10 kA 200 kA 1 kA | Fast-acting | E19180, 0-3 1/2 A | JDYX2, 12-30 A | — | — | — |
| | AGC | — | 1/4" x 1-1/4" | 250 Vac 250 Vac 250 Vac 32 Vac 32 Vac 32 Vac | 1/20-1 1-1/4 to 3 4-10 12-30 35 40-50 | 35 A 100 A 200 A 1 kA 70 A 80 A | Fast-acting | E19180, 0-10 A | E19180, 12-30 A | — | X | 53787, 1/20-30 A |
| | AGU | Midget | Glass tube ferrule 13/32" x 1-1/2" | 250 Vac | 1-3 | — | Fast-acting | — | — | — | — | — |
| | AGU-(amp)GP | | | 32 Vac | 4-60 | — | — | — | — | — | — | — |
| | AGW | — | 1/4" x 7/8" | 32 Vac | 1-30 | 1 kA | Fast-acting | — | — | — | — | — |
| | AGX | — | 1/4" x 1-1/4" | 250 Vac | 1/500-1/2 | 35 A | Fast-acting | E19180, 0-10 A | E19180, 15-30 A | — | X | 53787, 15-30 A |
| | | | | 250 Vac | 3/4-2 | 100A | | | | | | |
| | | | | 125 Vac | 2-1/2 to 5 | 100 A | | | | | | |
| | | | | 125 Vac | 6-7 | 1 kA | | | | | | |
| | GBB | — | 1/4" x 1-1/4" ceramic | 250 Vac | 1-30 | 200 kA | Fast-acting | — | E56412, 1-30 A, 125 Vdc/ 250 Vac | — | X | 53787, 1-30 A, 125 Vdc/ 250 Vac |
| | | | | 125 Vac | 1-15 | 10 kA | | | | | | |
| | GBC | — | 1/4" x 31/32" | 32 V | 5-25 | — | Fast-acting | — | — | — | — | — |
| | GDA | — | 5 x 20 mm ceramic | 250 Vac | 50mA-6.3 | 1.5 kA | Fast-acting | — | E19180 | — | X | 53787 |
| | GDB | — | 5x20 mm | 250 Vac | 32mA-16 | 35 A | Fast-acting | — | E19180 | — | — | — |
| | GDC | — | 5x20 mm | 250 Vac | 32mA-6.3 | 35 A | Fast-acting | — | E19180 | — | — | — |
| | GMA | — | 5x20 mm | 250 Vac | 32mA-1 | 35 A | Fast-acting | E19180, 0-6 A | E19180, 7-15 A | — | X | 53787, 0-6 A |
| | | | | 250 Vac | 1.2-3 | 100 A | | | | | | |
| 125 Vac | | | | 3.15-6 | 1 kA | | | | | | | |
| GMC | — | 5x20 mm | 250 Vac | 63mA-1 | 35 A | Time-delay | E19180, 0-6.3 A | E19180, 7-8 A | — | X | 53787, 0-6.3 A | |
| | | | 250 Vac | 1.25-3.15 | 100 A | | | | | | | |
| | | | 125 Vac | 3.5-6.3 | 10 kA | | | | | | | |
| GMD | — | 5x20 mm | 250 Vac | 125mA-3 | 100 A | Time-delay | E19180, 125mA-3 A | E19180, 4 A | — | X | 53787, 0-4 A | |
| | | | 250 Vac | 4 | 200 A | | | | | | | |
| MDA | — | 1/4" x 1-1/4" ceramic | 250 Vac | 1/4-1 | 35 A | Time-delay | E19180, 0-20 A | E19180, 25-30 A | — | X | 1422-30, 25-30 A | |
| | | | 250 Vac | 1-1/2 to 2 | 100 A | | | | | | | |
| | | | 250 Vac | 2 1/2-10 | 200 A | | | | | | | |
| | | | 250 Vac | 12-15 | 750 A | | | | | | | |
| MDL | — | 1/4" x 1-1/4" | 250 Vac | 20-30 | 1.5 kA | Time-delay | E19180, 1/16-8 A | E19180, 9-30 A | — | X | E19180, 1/16 to 8 A | |
| | | | 32 Vac | 1/16-1 | 35 A | | | | | | | |
| | | | 32 Vac | 9-40 | 1 kA | | | | | | | |
| MDQ | — | 1/4" x 1-1/4" | 250 Vac | 1-1/4 to 3 | 100 A | Time-delay | E19180, 1/16-7 A | E19180, 7.1-30 A | — | — | 47233, 1/16-7 A | |
| | | | 250 Vac | 4-7 | 200 A | | | | | | | |
| | | | 32 Vac | 8-30 A | 1 kA | | | | | | | |
| SFE | — | 1/4" x various length | 32 V | 4-30 A | — | Fast-acting | AU169 | — | — | X | — | |

*easyID indicating version

| Fuse type | Catalog symbol | Construction/size | Volts | Amps | IR | Type | Agency information | | | | | |
|------------------------|-----------------------------------|--|-------------------|--------------------|--------------------------|----------------------|--------------------|--------|-----|------|-------|---|
| | | | | | | | UL List | UL Rec | SAE | RoHS | CSA | |
| High amp | AMG | Bolt-on | 32 Vdc | 80-500 A | 1 kA | — | — | — | — | X | — | |
| | AMI | | 32 Vdc | 30-200 A | 2 kA | — | — | — | — | X | — | |
| | CBBF | | 58 Vdc | 30-300 A | 2 kA | — | — | — | — | — | — | |
| | FMM | Micro FMX fuse | 32 Vdc | 15-40 A | 1 kA | Time-delay | — | — | — | X | — | |
| | FMX, FMX_ID* Female Maxi | 6 mm blade on 5.5 mm centers | 32 Vdc | 20-60 A | 1 kA | Time-delay | — | — | — | X | — | |
| | FMX_LP Low-profile FMX fuse | Low-profile 6 mm blade on 5.5 mm centers | 58 Vdc | 20-60 A | 1 kA @32 Vdc | Time-delay | — | — | — | — | — | |
| | MPF MPF2 | Multi-amp | 32 Vdc 58 Vdc | 30-60 A 20-50 A | 1 kA | — | — | — | — | X | — | |
| Current limiters | ANN | Bolt-on fuse 2.44 mm blade centers | 125 Vac 80 Vdc | 10 to 800 A | 2.5 kA Vac 2.7 kA Vdc | Very fast- acting | — | E56412 | — | X | 53787 | |
| | ANL | | 32 Vac/ 80 Vdc | 35 to 750 A | 6 kA Vac 2.7 kA Vdc | Non-time delay | — | E56412 | — | X | 53787 | |
| Auto cartridge fuses | FLB | Bolt-on | 32 Vdc | 30-140 A | | 10 kA | — | — | — | X | — | |
| | FLD | | | 20-60 A | | | — | — | — | — | — | — |
| | FLF | | | 50-80 A | | | — | — | — | — | — | — |
| | FLG | Female | | 30-120 A | | | — | — | — | — | — | — |
| | FLM | Male | | 25-30 | | | — | — | — | — | — | — |
| | FLN | Female w/ lock tab | | 30-40 A | | | — | — | — | — | — | — |
| | FLS | Female mini | | | | | — | — | — | — | — | — |
| Battery terminal fuses | BTF | Multi-amp | 32 Vdc | 80-250 A | 1 kA | — | — | — | — | X | — | |

| Circuit breakers | Catalog symbol | SAE type | Construction/size | Volts | Amps | IR | Type | Agency information | | | | |
|------------------|----------------|-----------------|-------------------|----------|-------------|-----------|-----------|--------------------|---------------|----------------|------|-----|
| | | | | | | | | UL List | UL Rec | SAE | RoHS | CSA |
| ATM footprint | CB211 | I | Standard | 14 Vdc | 7-1/2 to 30 | 150 A | Automatic | — | — | J553 | — | — |
| | | | | | 15 | 225 A | | | | | | |
| | | | | | 20 | 300 A | | | | | | |
| | | | | | 25-30 | 450 A | | | | | | |
| | CB212 | II | Standard | 14 Vdc | 7-1/2 to 30 | 150 A | Modified | — | — | J553 | — | — |
| | | | | | 15 | 225 A | | | | | | |
| | | | | | 20 | 300 A | | | | | | |
| | | | | | 25-30 | 450 A | | | | | | |
| | CB222OS | II | Offset | 14 Vdc | 5-10 | 150 A | Modified | — | — | J553, J1171 | — | — |
| | | | | | 15 | 225 A | | | | | | |
| | | | | | 20 | 300 A | | | | | | |
| | | | | | 25-30 | 450 A | | | | | | |
| | CB223OS | III | Offset | 28 Vdc | 5-10 | 150 A | Manual | — | — | J553, J1171 | — | — |
| | | | | | 15 | 225 A | | | | | | |
| | | | | | 20 | 300 A | | | | | | |
| | | | | | 25-30 | 450 A | | | | | | |
| | CB233 | III | Standard | 28 Vdc | 5-10 | 100 A | Manual | — | — | J553 | — | — |
| | | | | | 15 | 150 A | | | | | | |
| | | | | | 20 | 200 A | | | | | | |
| 25-30 | | | | | 300 A | | | | | | | |
| MMB | I | Standard | 12 Vdc | 15-20 A | 300 A | Automatic | — | — | J553 | — | — | |
| ACB | I | Standard | 14 Vdc | 7-1/2-30 | — | Automatic | — | — | J553, JH71 | — | — | |
| CB221 | | | | | | | | | | | | |
| CB222 | II | | | | | | | | | | | |
| CB223 | III | | | | | | | | | | | |
| CB227 | III | Std./color code | 28 Vdc | 7-1/2-30 | 5-30 | 2 kA | Manual | — | — | — | — | |
| CBB-30 | II | Standard | 24 Vdc | 30 | — | Modified | — | — | J553 | — | — | |
| CCB-25 | I | | 12 Vdc | 25 | — | Automatic | | | | | | |
| FCB-20 | II | | 14.5 Vdc | 20 | — | Modified | | | | | | |
| UCB | I | | Std./color code | 12 Vdc | 6-30 | — | Automatic | | | | | |

*easyID indicating version

| Circuit breakers | Catalog symbol | SAE type | Constuction/size | Volts | Amps | IR | Type | Agency information | | | | | | | | | |
|---------------------------------|----------------|-------------------|-------------------|-------------------|--------|--------------|-------------|--------------------|--------|-------------|------|-----|--------|-----------|-------|--------|-----------|
| | | | | | | | | UL List | UL Rec | SAE | RoHS | CSA | | | | | |
| MAXI footprint | CB1911 | I | Standard | 14 Vdc | 10-50 | 150 A* | Automatic | — | — | J553 | — | — | | | | | |
| | CB1921 | II | | 12 Vdc | 10-30 | 150 A | Modified | — | — | — | — | — | | | | | |
| Glass tube | CBF | II | 1/4" x 1-1/4" | 12 Vdc | 6-40 | — | Modified | — | — | — | — | — | | | | | |
| Stud terminal | CB123-(amp)B | III | | 28 Vdc | 10-50 | 1.5 kA@12Vdc | Manual | — | — | J553, J1171 | — | — | | | | | |
| | CB123-(amp)HB | | | | | | | | | | | | | | | | |
| | CBC- | 10-32, 0.69" ctrs | | | | | | — | — | | | | | | | | |
| | CBC-(amp)B | | | | | | | | | | | | | | | | |
| | CBC-(amp)BWP | | | | | | | | | | | | I | 14 Vdc | 20-30 | 1.5 kA | Automatic |
| | CBC-(amp)HB | | | | | | | | | | | | | 10-50 | | | |
| | CBP-(amp)BA | | 20-50 | | | | | | | | | | | | | | |
| Panel mount | CB174 | III | 1/4" QC terminals | 250 Vac 50 Vdc | 10-30 | 200 A | Manual | — | 1077 | — | X | — | | | | | |
| Quick connect | CBT-(amp)M | II | 1/4" QC terminals | — | 10-30 | — | Modified | — | — | — | — | — | | | | | |
| | CBT-(amp)N | | | | | | | | | | | | | | | | |
| | CBU-6 | I | | | 6 | 30 | Automatic | — | — | — | — | — | | | | | |
| | CBU-30B | | | | | | | | | | | | | | | | |
| Waterproof high amp stud | CB181F | I | | 30 Vdc | 60-150 | 3 kA | Automatic | — | — | J553, J1171 | — | — | | | | | |
| | CB184F | | | Flush-mt. 14-28 | 25-150 | | Manual | | | | | | X | | | | |
| | CB185 | | | 42 Vdc | 25-200 | | — | | | | | | — | | | | |
| | CB185P | III | | Panel-mt. 14-28 | 25-200 | | 5 kA@12 Vdc | | | | | | Manual | X | | | |
| | CB187F | | | Flush-mt. 14-28 | 48 Vdc | | 25-150 | | | | | | — | — | | | |
| | CB187P | | | Panel-mt. 14-28 | 25-200 | | — | | | | | | — | X | | | |
| | CB251 | I | | Panel-mt. 14-28 | 32 Vdc | | 25-150 | | | | | | 2.5 kA | Automatic | — | — | — |
| | CB255 | | | Panel-mt. 10-32 | 42 Vdc | | 30-150 | | | | | | — | Manual | — | — | — |
| | CB285F | III | | Flush-mt. M6 | 42 Vdc | | 30-150 | | | | | | — | Manual | — | — | — |
| | CB285P | | | Panel-mt. M6 | 42 Vdc | | 25-150 | | | | | | — | Manual | — | — | — |

* Interrupting rating varies with circuit breaker amp rating.

| Fuse type | Catalog symbol | Class | Constuction/size | Volts | Amps | IR | Type | Agency information | | | | | |
|-------------|----------------|------------|------------------|---------|-------------------------|-------|-------------------------|--------------------|-------------------------|----------------|-------|-----|-------|
| | | | | | | | | UL List | UL Rec | SAE | RoHS | CSA | |
| Plug | TL | — | Edison base | 125 Vac | 15-30 | 10 kA | Time-delay | E12112 | — | — | — | — | |
| | T | — | | | 3/10-30 | | Dual element time-delay | E56412, E12112 | — | — | — | — | 53787 |
| | TC | CSA Type D | | | Dual element time-delay | | — | — | — | — | 53787 | | |
| | P | CSA Type P | | | General purpose | | — | — | — | — | 53787 | | |
| | SL | — | | | Time-delay | | E12112 | — | — | — | — | | |
| | S | — | | | Rejection base | | 1/4-30 | 10 kA | Dual element time-delay | E56412, E12112 | — | — | — |

| Fuse type | Catalog symbol | Class | Constuction/ size | Volts | Amps | IR | Type | Agency information | | | | |
|----------------------------|---------------------|------------------------------|----------------------|---------|----------------|-----------------|----------------------------|--------------------|--------|-------|-------------------|-------------------|
| | | | | | | | | UL List | UL Rec | SAE | RoHS | CSA |
| Cartridge | BAF | Midget | Ferrule | 250 Vac | 1/4-1 | 35 A | Fast-acting | E19180 | — | — | X | 53787 |
| | | | | | 1-1/2 to 3 | 100 A | | | | | | |
| | | | | | 4-10 | 200 A | | | | | | |
| | | | | | 12-15 | 750 A | | | | | | |
| | | | | | 20-30 | 200 A | | | | | | |
| | | | | 125 Vac | 1/4-30 | 10 kA | | | | | | |
| | CDN | CSA Type D | Ferrule Blade | 250 Vac | 1-60 | 10 kA | Gen. purpose Time-delay | — | — | — | — | C22.2, No.59.1 |
| | | | | | 70-600 | | | | | | | |
| | FNM | Midget | Ferrule | 250 Vac | 1/10-1 | 35 A | Time-delay | E19180 | — | — | X | 53787 |
| | | | | | 1-1/8 to 3-1/2 | 100 A | | | | | | |
| | | | | | 4-10 | 200 A | | | | | | |
| | | | | 125 Vac | 1/10-30 | 10 kA | | | | | | |
| | FNQ | Midget | Ferrule | 500 Vac | 1/10-30 | 10 kA | Time-delay | E19180 | — | — | X | 53787 |
| | FNQ-R | CC | Ferrule | 600 Vac | 1/4-30 A | 200 kA | Time-delay | E4273 | — | — | X | 53787 |
| | FRN-R FRN-R_ID** | RK5 | Ferrule | 250 Vac | 1/10-60 | 200 kA | Time-delay | E4273 | — | — | — | 53787 |
| | | | Blade | | 70-600 | | | | | | | |
| | FRS-R FRS-R_ID** | RK5 | Ferrule | 600 Vac | 1/16-60 | 200 kA | Time-delay | E4273 | — | — | — | 53787 |
| | | | Blade | | 70-600 | | | | | | | |
| | JJN | T | Blade style | 300 Vac | 110-400 | 200 kA | Very fast-acting | E4273 | — | — | X | 53787 |
| | KTK | Midget | Ferrule | 600 Vac | 1/10-30 | 100 kA | Fast-acting | E19180 | — | — | X | 53787 |
| KTK-R | CC | Ferrule | 600 Vac | 1/10-30 | 200 kA | Fast-acting | E4273 | — | — | X | 53787 | |
| NON | H(K) | Ferrule Blade | 250 Vac | 1/8-60 | 50 kA | General purpose | E4273 | — | — | — | 53787 | |
| | | | | 65-600 | 10 kA | | | | | | | |
| NOS | H(K) | Ferrule Blade | 600 Vac | 1-60 | 50 kA | General purpose | E4273 | — | — | — | 53787 | |
| | | | | 70-600 | 10 kA | | | | | | | |
| PON | CSA Type P | Ferrule Blade | 250 Vac | 1-60 | 10 kA | General purpose | — | — | — | — | C22.2, No.59.1 | |
| | | | | 70-600 | | | | | | | | |
| SC | G | 13/32" x 15/16" ferrule | 600 Vac | 1-6 | 100 kA | Fast-acting | E4273 | — | — | X | 53787 | |
| | | 13/32" x 1-13/32" ferrule | | 7-15 | | | | | | | | |
| | | 13/32" x 1-5/8" ferrule | 480 Vac | 20 | Time-delay | E4273 | — | — | X | 53787 | | |
| 13/32" x 2-1/4" ferrule | 25-30 | | | | | | | | | | | |
| | | | | 35-60 | | | | | | | | |

























*easyID indicating version

| Circuit breakers | Catalog symbol | Constuction/ size | Volts | Amps | IR | Reset type | Agency information | | | |
|------------------|----------------|----------------------|---------|-----------|----|------------|--------------------|--------|------|--------|
| | | | | | | | UL List | UL Rec | RoHS | CSA |
| Plug fuse | BP/MB | Edison plug thread | 125 Vac | 15 and 20 | — | Manual | E14942 | — | — | |
| | CP/MB | | | | | | — | — | — | 013089 |

Fuse selection made easy

BUSSMANN
SERIES

Fuses to actual size.
Look for this color code on the package.

| ATR | ATM | ATC | MAX | FMM | FLS | FMX | FLF | FLN | FLM | FLB | FLD | AMG | AMI |
|--|--|--|--|--|---|---|---|---|--|--|--|--|--|
| 2-Leg Micro Blade Fuse  Amp Color 5 Tan 7½ Brown 10 Red 15 Blue 20 Yellow 25 Clear 30 Green | Mini Blade Fuse  Amp Color 1 Black 2 Gray 3 Violet* 4 Pink 5 Tan* 7½ Brown* 10 Red* 15 Blue* 20 Yellow* 25 Clear* 30 Green* | Blade Fuse  Amp Color 1 Black 2 Gray 3 Violet* 4 Pink 5 Tan* 7½ Brown* 10 Red* 15 Blue* 20 Yellow* 25 Clear* 30 Green* 35 Bi-Gn* 40 Orange* | Maxi Blade Fuse  Amp Color 20 Yellow* 25 Gray 30 Green* 35 Brown* 40 Orange* 50 Red* 60 Blue* 70 Tan* 80 Clear* 100 Violet** | Micro Female Maxi Fuse  Amp Color 15 Gray 20 Blue 25 White 30 Pink 40 Green | Mini Female Fuse  Amp Color 30 Pink 40 Green | Female Maxi Fuse  Amp Color 20 Blue* 25 White 30 Pink* 40 Green* 50 Red* 60 Yellow* | Female Fuse  Amp Color 20 Light-Blue 30 Pink 40 Green 50 Red 60 Yellow | Female Fuse with Tab  Amp Color 25 Brown 30 Green | Male Fuse  Amp Color 30 Pink 40 Green 60 Yellow 80 Black 100 Blue 120 Gray 140 Violet | Bolt-Mount Fuse  Amp Color 30 Pink 40 Green 50 Red 60 Yellow 70 Brown 80 Black 100 Blue 120 Gray 140 Maroon | Bolt-Mount Fuse  Amp Color 30 Pink 40 Green 50 Red 60 Yellow 70 Brown 80 Black 100 Blue 120 Gray 140 Maroon | Stud-Mount Fuse  Amp 30 40 50 60 70 80 100 125 150 200 | Stud-Mount Fuse  Amp 30 40 50 60 70 80 100 125 150 200 |
| ATL | ATM-LP | FMS | FMX-LP | FLJ | AGA | AGW | AGX | AGC | AGU† | GBC | | | |
| 3-Leg Micro Blade Fuse  Amp Color 5 Tan 7½ Brown 10 Red 15 Blue | Low-Profile Mini Blade Fuse  Amp Color 2 Gray 3 Violet 4 Pink 5 Tan 7½ Brown 10 Red 15 Blue 20 Yellow 25 Clear 30 Green | Slotted Micro Fuse  Amp Color 15 Gray 20 Blue 25 White 30 Pink 40 Green 50 Red 60 Yellow | Low-Profile Female Maxi Fuse  Amp Color 20 Blue 25 White 30 Pink 40 Green 50 Red 60 Yellow | Female Fuse  Amp Color 45 Maroon 65 Black 75 Grey | AGA  Amp 1/2" x 1/8" 1, 1½, 2, 3, 4, 5, 6, 7½, 10, 15, 20, 30 | AGW  Amp 1, 1½, 2, 3, 4, 5, 6, 7½, 10, 15, 20, 30 | AGX  Amp 1, 2, 2½, 3, 5, 7, 8, 10, 15, 20, 25, 30 | AGC  Amp 1/4" x 1 1/4" 1/4, 1/2, 3/8, 1/2, 3/4, 1, 1½, 2, 2½, 3, 3¾, 4, 5, 6, 6¾, 7, 7½, 8, 10, 12, 15, 20, 25, 30, 35, 40, 50 | AGU†  Amp 10, 15, 20, 25, 30, 35, 40, 50, 60 | GBC  Amp 5, 8, 16, 25 | | | |

* Available with easyID™ open fuse indication
 ** Available only with easyID open fuse indication
 † Available with gold-plated terminals



Powering Business Worldwide

Eaton.com/bussmannconsumer

Customer satisfaction team:

Available to answer questions regarding Bussmann series products and services Monday-Friday, 7:00 a.m. — 6:00 p.m. Central time.

- Toll-free phone: 855-287-7626 (855-BUSSMANN)
- Toll-free fax: 800-544-2570
- Email: BussCustSat@Eaton.com

Emergency and after-hours orders:

Next flight out or will call shipment for time-critical needs. Customers pay only standard product price, rush freight charges, and modest emergency service fee. Place these orders through the customer satisfaction team during regular business hours.

- After hours: 314-995-1342

My.Eaton.com:

Provides real time product availability, net pricing, order status and shipment tracking. Log onto My.Eaton.com or call:

- 1-800-468-1705 Option #3 for log-in assistance.

Application engineering:

Technical assistance is available to all customers. Application support is available Monday-Friday, 7:00 a.m. — 5:00 p.m. Central time.

- Toll-free phone: 855-287-7626 (855-BUSSMANN)
- Email: FuseTech@Eaton.com

Eaton
1000 Eaton Boulevard
Cleveland, OH 44122
Eaton.com

Bussmann Division
114 Old State Road
Ellisville, MO 63021
United States
Eaton.com/bussmannseries

© 2020 Eaton
All Rights Reserved
Printed in USA
Publication No. 5084
April 2020

Eaton, Bussmann, ATC, *easyID*, Fusetron and MAXI are valuable trademarks of Eaton in the US and other countries. You are not permitted to use the Eaton trademarks without prior written consent of Eaton.

Chrysler is a registered trademark of FCA US LLC.
CSA is a registered trademark of the Canadian Standards Group.
Delco is a registered trademark of General Motors.
Ford and Mercury are registered trademarks of Ford Motor Company.
Mitsubishi is a registered trademark of Mitsubishi Motors North American, Inc.
Suzuki is a registered trademark of Suzuki Motor of America, Inc.
Honda and Acura are registered trademarks of American Honda Motor Company, Inc.
Mack is a registered trademark of Mack Trucks, Inc.
Navistar is a registered trademark of the International Truck and Engine Corporation.
Nissan and Infiniti are registered trademarks of Nissan North America, Inc.
Toyota, Lexus and Scion are registered trademarks of Toyota Motor Sales, USA, Inc.
UL is a registered trademark of the Underwriters Laboratories, Inc.

For Eaton's Bussmann series product information, call 1-855-287-7626 or visit: Eaton.com/Bussmann

Follow us on social media to get the latest product and support information.



X-ON Electronics

Largest Supplier of Electrical and Electronic Components

Click to view similar products for [Automotive Fuses](#) category:

Click to view products by [Eaton](#) manufacturer:

Other Similar products are found below :

[HBO-10](#) [HBO-100](#) [HBO-150](#) [HBO-40](#) [HBO-50](#) [AFX-150](#) [AT-10](#) [AT-30](#) [AT-5](#) [ATM-10ID](#) [ATM-4LP](#) [ACL-50](#) [AFX-50](#) [299080](#) [HBO-15](#)
[AT-20](#) [AT-3](#) [0287015](#) [142.7010.5502](#) [FMM-15](#) [0MIN015.HXGLO](#) [0695030.PXPS](#) [0695040.PXPS](#) [0297003.WXT](#) [0MIN025.HXGLO](#)
[0MIN030.HXGLO](#) [0695025.PXPS](#) [0695015.PXPS](#) [0695050.PXPS](#) [0695060.PXPS](#) [MRBF-075](#) [ACBP-V-15A](#) [ACB-12-V-30A](#) [ACB-12-V-](#)
[50A](#) [02400106P](#) [0297002.WXT](#) [0297004.WXT](#) [0297010.WXT](#) [0297015.WXT](#) [0297020.WXT](#) [0297025.WXT](#) [0297030.WXT](#)
[029707.5WXT](#) [0602925](#) [0602930](#) [0602935](#) [0602940](#) [0602950](#) [0602960](#) [0611100](#)