

# 5 x 20mm Fuses

## GDA Series, Fast-Acting, Ceramic Tube

### Description

- Fast-acting, high breaking capacity
- 5 x 20mm physical size
- Ceramic tube, nickel-plated brass endcap construction
- Silver-plated endcap construction (50mA-400mA)
- Optional axial leads are 0.032" x 1.5" copper tinned
- Designed to IEC 60127-2

Electrical Characteristics								
I <sub>n</sub>	1.5 I <sub>n</sub>		2.1 I <sub>n</sub>		2.75 I <sub>n</sub>		4 I <sub>n</sub>	
	min	max	min	max	min	max	min	max
50mA-3.15A	60 min	30 min	10 ms	2 sec	3 ms	300 ms	20 ms	
4A-10A	60 min	30 min	10 ms	3 sec	3 ms	300 ms	20 ms	

### Agency Information

- UL Recognized Card: Guide JDYX2, File E19180
- CSA Component Acceptance: File 53787
- Semko Approval: File 413779, File 512433
- IMQ Approval: File EB405
- CCC: File 2005010207155691

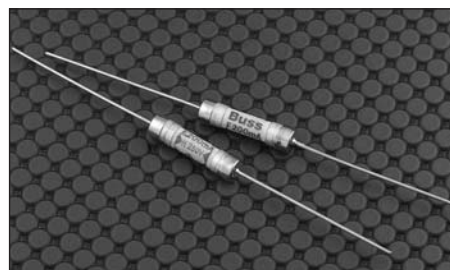
### Ordering

Specify product code

- Insert packaging code prefix before part number. E.g. BK/GDA-250mA

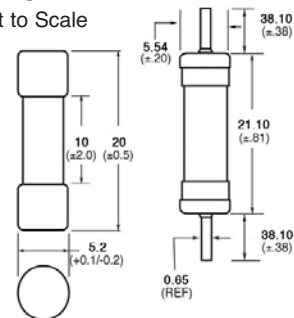
Specify option code if desired

- For axial leads, insert "V" between catalog series and amp rating. E.g. BK/GDA-V-250mA



### Dimensions - mm

Drawing Not to Scale



- With TR2 packaging code, lead wire length is 19.05mm

Part Number	Voltage Rating Vac	Interrupting Rating (amps) at Rated Voltage (50Hz) Vac	Typical DC Cold Resistance (Ω)*	Typical Melting I <sup>t</sup> (amps)	Typical Voltage Drop (mV)‡	Agency Approvals				
						IMQ	SEMKO	UR	CCC	CSA
						GDA-50mA	250	1500	157.5	0.0017
GDA-63mA	250	1500	39.0	0.0005	3300		X	X	X	
GDA-80mA	250	1500	27.9	0.0011	2600			X		X
GDA-100mA	250	1500	20.0	0.0018	2300			X		X
GDA-125mA	250	1500	12.3	0.0037	1900			X		X
GDA-160mA	250	1500	8.5	0.008	1600	X	X	X	X	X
GDA-200mA	250	1500	6.0	0.020	1350	X	X	X	X	X
GDA-250mA	250	1500	4.4	0.027	1300	X	X	X	X	X
GDA-315mA	250	1500	3.3	0.010	1400	X	X	X	X	X
GDA-400mA	250	1500	2.2	0.018	1200			X		X
GDA-500mA	250	1500	0.460	0.038	1050	X	X	X	X	X
GDA-630mA	250	1500	0.340	0.064	1200			X		X
GDA-800mA	250	1500	0.245	0.097	490	X	X	X	X	X
GDA-1A	250	1500	0.231	0.146*	330		X	X	X	
GDA-1.25A	250	1500	0.176	0.313*	297		X	X	X	
GDA-1.6A	250	1500	0.113	0.748*	239		X	X	X	
GDA-2A	250	1500	0.073	2.0	205	X	X	X	X	X**
GDA-2.5A	250	1500	0.053	3.9	190	X	X	X	X	X**
GDA-3.15A	250	1500	0.037	8.1	160	X	X	X	X	X**
GDA-4A	250	1500	0.027	14	160	X	X	X	X	X**
GDA-5A	250	1500	0.019	25	155	X	X	X	X	X**
GDA-6.3A	250	1500	0.014	48	150	X	X	X	X	X

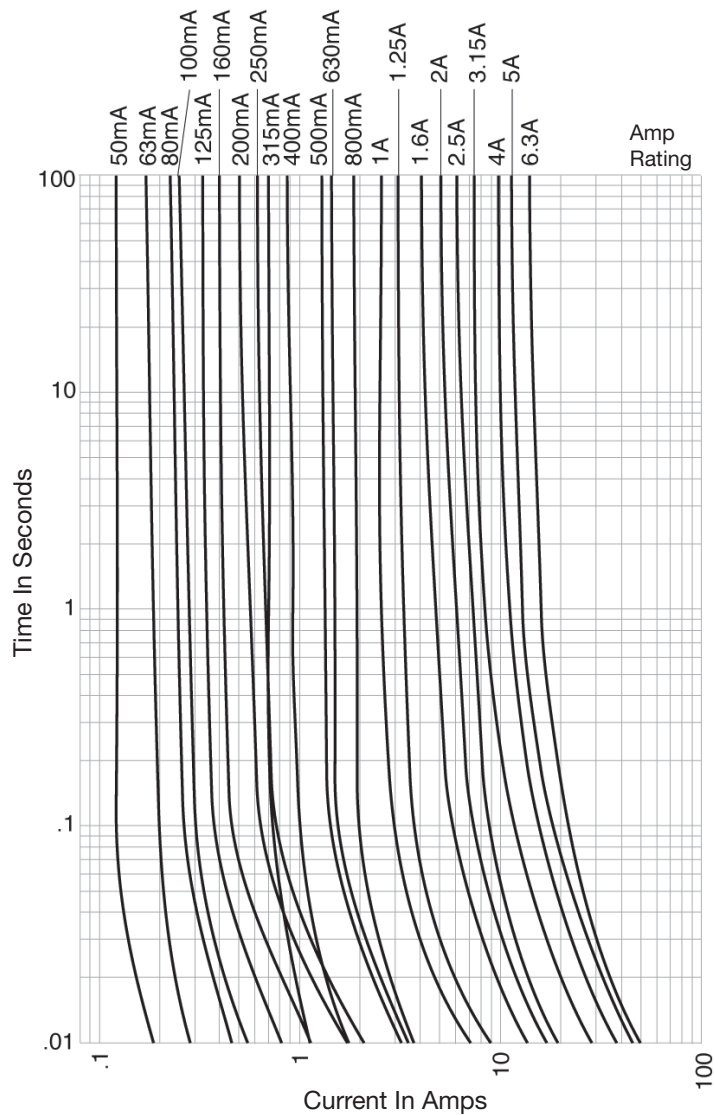
‡ Typical Voltage Drop (Voltage drop was measured at 20°C ambient temperature at rated current)

\*I<sup>t</sup> of 1A, 1.25A, 1.6A is measured at 10I<sub>n</sub> DC.

\*\*CSA Approvals on these ratings will not be marked on the fuse cap.

## Time-Current Curve

### Time-Current Characteristic Curves—Average Melt



#### Option Code

Option Code	Description
V	Axial leads - copper tinned wire with nickel-plated brass endcaps

#### Packaging Code

Packaging Code	Description
BK	100 fuses packed into a cardboard carton
BK1	1,000 fuses packed into a poly bag
TR2	1,500 fuses packed into tape on a reel (19.05mm lead wire length)

The only controlled copy of this Data Sheet is the electronic read-only version located on the Cooper Bussmann Network Drive. All other copies of this document are by definition uncontrolled. This bulletin is intended to clearly present comprehensive product data and provide technical information that will help the end user with design applications. Cooper Bussmann reserves the right, without notice, to change design or construction of any products and to discontinue or limit distribution of any products. Cooper Bussmann also reserves the right to change or update, without notice, any technical information contained in this bulletin. Once a product has been selected, it should be tested by the user in all possible applications.

Life Support Policy: Cooper Bussmann does not authorize the use of any of its products for use in life support devices or systems without the express written approval of an officer of the Company. Life support systems are devices which support or sustain life, and whose failure to perform, when properly used in accordance with instructions for use provided in the labeling, can be reasonably expected to result in significant injury to the user.

## X-ON Electronics

Largest Supplier of Electrical and Electronic Components

*Click to view similar products for [Cartridge Fuses](#) category:*

*Click to view products by [Eaton](#) manufacturer:*

Other Similar products are found below :

[5TT3A-R](#) [MBO-20](#) [MDM-4/10](#) [MDQ-V-15/100](#) [MDX-1-6/10](#) [MDX-2](#) [MDX-3-2/10](#) [MDX-6-1/4](#) [FLSR-15](#) [FLSR-30](#) [FRS-1-1/4](#) [FRS-1-6/10](#) [FRS-4/10](#) [H362003](#) [ABC-2](#) [1/2A](#) [AGC-1-1/2RX](#) [AGC-15EX](#) [AGC-V-3-12-R](#) [AGY-50](#) [15019-G](#) [MSL-1-1/2](#) [MSL-1-1/4](#) [MSL-1/2](#) [MSL-1/4](#) [MSL-3](#) [MSL-3/4](#) [MSL-4](#) [MSL-5](#) [BK1/C436-2A](#) [BK1-GMA-1-6-R](#) [BK1-S505-1-R](#) [BK1-S506-3-15-R](#) [BK/MDM-15](#) [BK/MDM-3/4](#) [S501-V-10A](#) [S505-V-500MA](#) [SEF-1697-1-002](#) [301030](#) [303030](#) [FLA10](#) [FLA-4/10](#) [FLNR-5](#) [20.0M6.3X32F](#) [GBB-17-1/2](#) [301001](#)  
[301020](#) [311008](#) [313.25](#) [313.75](#)