


# MDL

## 1/4" x 1 1/4" Time-delay glass tube fuses



### Product features

- Time-delay
- Optional axial leads available
- 1/4 x 1 1/4 (6.4 x 31.7mm) physical size
- Glass tube, nickel-plated brass endcap construction
- UL Listed product meets standard 248-14

### Environmental data

- Shock: 1A thru 30A – MIL-STD-202, Method 207, (HI Shock)
- Vibration: 1/4A thru 30A – MIL-STD-202, Method 204, Test Condition C (Except 5g, 500HZ)

### Agency information

- UL Listed Card: MDL 1/16 - 8A (Guide JDYX, File E19180)
- UL Recognized Card: MDL 9 - 30A (Guide JDYX2, File E19180)
- CSA Certification Card: MDL 1/16 - 8A (Class No. 1422-01)
- CSA Component Acceptance: MDL 9-30A (Class No. 1422-30)
- CE

### Ordering

- Specify packaging code
- Insert packaging code prefix before part number. E.g., BK (or BK1)-MDL-5-R
- Specify option codes if desired
- For axial leads, insert "V" between catalog series and amp rating. E.g., BK-MDL-V-5-R
- For board washable, insert "B" between catalog series and amp rating. E.g., BK-MDL-B-5-R
- For axial leads and board washable, insert "B" then "V" between catalog series and amp rating. E.g., BK-MDL-BV-5-R

Part Number	Voltage Rating Vac	Specifications			Typical DC Cold Resistance** (Ω)	Typical Melting I <sup>2</sup> t† AC	Typical Voltage Drop‡
		AC Interrupting Rating* (amps)@					
		250Vac	125Vac	32Vac			
MDL-1/16-R	250	35	10000	-	45.6	0.0046	2.79
MDL-1/10-R	250	35	10000	-	15.68	0.0420	1.95
MDL-1/8-R	250	35	10000	-	12.238	0.0422	1.52
MDL-3/16-R	250	35	10000	-	4.81	0.116	1.05
MDL-2/10-R	250	35	10000	-	5.234	0.314	0.972
MDL-1/4-R	250	35	10000	-	3.208	0.447	0.965
MDL-3/10-R	250	35	10000	-	2.046	0.412	0.808
MDL-3/8-R	250	35	10000	-	1.567	0.982	1.46
MDL-1/2-R	250	35	10000	-	0.943	1.656	1.27
MDL-3/4-R	250	35	10000	-	0.397	4.343	1.01
MDL-1-R	250	35	10000	-	0.273	11.498	0.995
MDL-1-1/4-R	250	100	10000	-	0.205	86.2	0.722
MDL-1-1/2-R	250	100	10000	-	0.156	22.7	0.721
MDL-2-R	250	100	10000	-	0.116	62.3	0.644
MDL-2-1/4-R	250	100	10000	-	0.096	49.6	0.535
MDL-2-1/2-R	250	100	10000	-	0.081	63.1	0.410
MDL-3-R	250	100	10000	-	0.057	67.5	0.345
MDL-4-R	250	200	10000	-	0.038	19.3	0.187
MDL-5-R	250	200	10000	-	0.025	32.0	0.160
MDL-6-R	250	200	10000	-	0.022	37.4	0.155
MDL-6-1/4-R	250	200	10000	-	0.02	38.7	0.152
MDL-7-R	250	200	10000	-	0.018	42.7	0.140
MDL-8-R	250	200	10000	-	0.015	47.8	0.119
MDL-9-R	32	-	-	1000	0.012	51.5	0.124
MDL-10-R	32	-	-	1000	0.01	64.4	0.114
MDL-15-R	32	-	-	1000	0.005	354.0	0.130
MDL-20-R	32	-	-	1000	0.004	2914.0	0.530
MDL-25††	32	-	-	1000	0.01225	15221.0	0.30
MDL-30††	32	-	-	1000	0.0011	15581.0	0.40

\* Interrupting Ratings (Interrupting ratings were measured at 70% - 80% power factor on AC)

\*\* DC Cold Resistance (Measured at ≤10% of rated current)

† Typical Melting I<sup>2</sup>t (A<sup>2</sup>Sec) (I<sup>2</sup>t was measured at listed interrupting rating and rated voltage.)

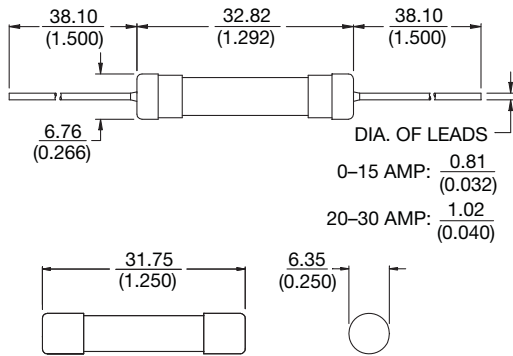
‡ Typical Voltage Drop (Voltage drop was measured at 25°C±3°C ambient temperature at rated current)

†† MDL-25 & MDL-30 not available in RoHS compliant construction.

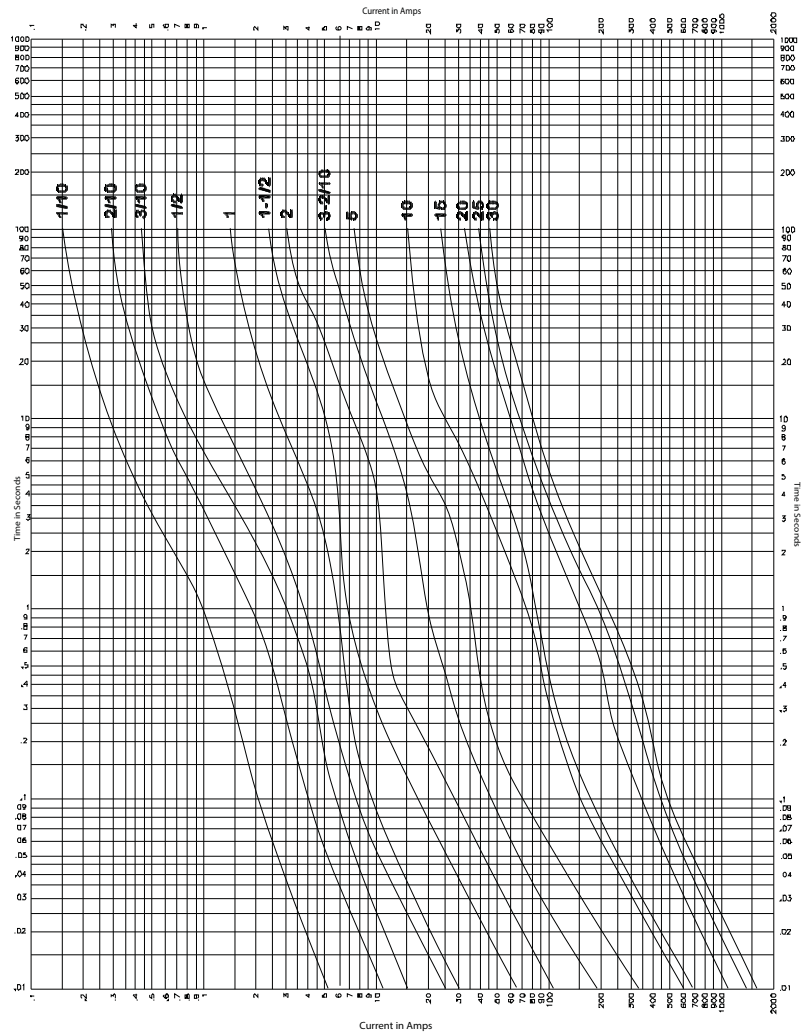


Powering Business Worldwide

**Dimensions - mm (in)**  
Drawing Not to Scale



Time-Current Curve



Packaging Code	
Packaging Code	Description
BK	100 fuses packed into a cardboard carton

Option Code	
Option Code	Description
B	Sealed to withstand aqueous cleaning (Board Washable)
V	Axial leads - copper tinned wire with nickel plated brass overcaps

Life Support Policy: Eaton does not authorize the use of any of its products for use in life support devices or systems without the express written approval of an officer of the Company. Life support systems are devices which support or sustain life, and whose failure to perform, when properly used in accordance with instructions for use provided in the labeling, can be reasonably expected to result in significant injury to the user.

Eaton reserves the right, without notice, to change design or construction of any products and to discontinue or limit distribution of any products. Eaton also reserves the right to change or update, without notice, any technical information contained in this bulletin.

**Eaton**  
**Electronics Division**  
1000 Eaton Boulevard  
Cleveland, OH 44122  
United States  
www.eaton.com/electronics

© 2017 Eaton  
All Rights Reserved  
Printed in USA  
Publication No. 2004 SB-BU08675  
June 2017

Eaton is a registered trademark.

All other trademarks are property of their respective owners.

## X-ON Electronics

Largest Supplier of Electrical and Electronic Components

*Click to view similar products for [Cartridge Fuses](#) category:*

*Click to view products by [Eaton](#) manufacturer:*

Other Similar products are found below :

[MBO-20](#) [MDA-V-1/100](#) [12C10X38GI](#) [AGA-V-2-1/2](#) [AGC-V-3-12-R](#) [AGY-50](#) [MSL-3](#) [MSL-4](#) [MSL-5](#) [BK1/C436-2A](#) [BK1-GMA-1-6-R](#)  
[BK1-GMA-200-R](#) [BK1GMA-6-R](#) [BK1/GMC-100-R](#) [BK1/GMC-1.5-R](#) [BK1-GMC-2-5-R](#) [BK1GMD-4-R](#) [BK1S500-250-R](#) [BK1S500-32-R](#)  
[BK1-S500-4-R](#) [BK1S500-5-R](#) [BK1-S505-1-R](#) [BK1-S506-2-R](#) [BK1-S506-3-15-R](#) [BK1/S506-63-R](#) [BK/ABC-5RX](#) [BK/AGW-B-4](#) [BK/AVX-](#)  
[1/4](#) [BK/C515S-250-R](#) [BK/MBO-20](#) [BK/MBO-8](#) [BK/MDM-3/4](#) [BK-MDQ-4](#) [BK/S505-V-2.5A](#) [BK/TDC120-15](#) [BK/TDC120-20](#)  
[BK/TDC122-45](#) [BP/MDL-7](#) [1C10X38AM](#) [S505-V-500MA](#) [SEF-1697-1-002](#) [AGA-V-7-1/2](#) [AGC-15WX](#) [AGC-2-1-2-R](#) [20.0M6.3X32F](#)  
[20C8X32GI](#) [GMC-50-R](#) [361.250](#) [MBO-8](#) [TDC121-30](#)